



Club Health Assessment for District B 1 through June 2025

			Status	Membership							Reports					Finance		LCIF
Club Number	Club Name	Charter Date		Current Member Count	YTD Members Added	YTD Members Dropped	YTD Net Growth	YTD Net Growth%	Member Count 12 Months Ago	Avg. length of service for dropped members	Months Since Last MMR ***	Yrs. Since Last Officer Report	President Rotation	Vice President Reported ****	Months Since Last Activity Report ***	Account Balance	Donations for current Fiscal Year	
			Number of times on status quo within last two years	If below 15 members appears				If net loss is greater than 20% appears			If no report in 3 months appears in	When more than one year appears in	Number of repeat terms	Notes the officers that do not have an active	If no report at 12 months appears in red			
Clubs less than two years old																		
182798	Agua Prieta Apson	06/19/2025	Newly Chartered	27	27	0	27	100.00%	0		0			P,S,T,M,VP SC	N/A			
155824	Ensenada Amigos Apoyando	08/31/2023	Cancelled(8*)	0	0	13	-13	-100.00%	13	1	17		None	P,S,T,M,VP SC	N/A	90+ Days		
156493	Ensenada Comprometidos	11/20/2023	Cancelled(8*)	0	0	16	-16	-100.00%	16	1	12		None	P,S,T,M,VP SC	9	90+ Days		
157889	Ensenada del Pacifico	04/11/2024	Active	5	0	2	-2	-28.57%	7	1	6			P,S,T,M,VP SC	3			
155361	Ensenada Unidas	08/15/2023	Cancelled(8*)	0	3	35	-32	-100.00%	32	1	0		None	P,S,T,M,VP SC	11	90+ Days		
Clubs more than two years old																		
15032	AGUA PRIETA	11/25/1945	Active(1)	13	0	1	-1	-7.14%	14	50	6		4	P,S,T,M,VP SC	24+			
150015	Agua Prieta Bachicuy	03/16/2022	Cancelled(8*)	0	19	19	0	0.00%	0	3	0		None	P,S,T,M,VP SC	N/A	90+ Days		
15035	ARIZPE	01/27/1952	Active(1)	30	13	4	9	42.86%	21	53	0		2	P,S,T,M,VP SC	24+			
127981	Benjamin Hill	06/17/2016	Active	23	0	0	0	0.00%	23		2			P,S,T,M,VP SC	0			
Exc Award (06/30/2018, 06/30/2022, 06/30/20)																		
15038	CABORCA	04/19/1953	Active	15	0	1	-1	-6.25%	16	4	11		3	P,S,T,M,VP SC	0			
15039	CANANEA	04/25/1941	Active	50	8	5	3	6.38%	47	3	0			P,S,T,M,VP SC	0			
15043	CIUDAD OBREGON	03/14/1945	Active	27	4	1	3	12.50%	24	7	0			P,S,T,M,VP SC	0		\$1,060.00	
Exc Award (06/30/2020, 06/30/2022)																		
15047	CUMPAS	04/27/1951	Active	21	0	3	-3	-12.50%	24	6	0		None	P,S,T,M,VP SC	0		\$20.00	
Exc Award (06/30/2022)																		
15050	ENSENADA	05/24/1947	Active	11	0	0	0	0.00%	11		3		9	P,S,T,M,VP SC	1			
140084	Ensenada Kiliwas	12/03/2019	Active	9	2	1	1	12.50%	8	2	1		2	P,S,T,M,VP SC	0			
Exc Award (06/30/2024)																		
40428	ENSENADA TODOS SANTOS	10/08/1981	Active	19	1	3	-2	-9.52%	21	2	0			P,S,T,M,VP SC	0		\$80.00	
15055	GUAYMAS	06/11/1945	Active	16	0	3	-3	-15.79%	19	22	5			P,S,T,M,VP SC	0		\$40.00	
Exc Award (06/30/2022, 06/30/2023)																		
15057	HERMOSILLO	02/21/1945	Active	8	0	0	0	0.00%	8		3		5	P,S,T,M,VP SC	0			
143055	Hermosillo (Por La Ninez)	10/06/2020	Active	12	0	2	-2	-14.29%	14	8	1			P,S,T,M,VP SC	0			



Club Health Assessment for District B 1 through June 2025

			Status	Membership							Reports					Finance		LCIF
Club Number	Club Name	Charter Date		Current Member Count	YTD Members Added	YTD Members Dropped	YTD Net Growth	YTD Net Growth%	Member Count 12 Months Ago	Avg. length of service for dropped members	Months Since Last MMR ***	Yrs. Since Last Officer Report	President Rotation	Vice President Reported ****	Months Since Last Activity Report ***	Account Balance	Donations for current Fiscal Year	
			Number of times on status quo within last two years	If below 15 members appears				If net loss is greater than 20% appears			If no report in 3 months appears in	When more than one year appears in	Number of repeat terms	Notes the officers that do not have appears in an active	If no report at 12 months red			
58043	HERMOSILLO KINO	03/28/1996	Active(1)	10	0	2	-2	-16.67%	12	10	0		None	P,S,T,M,VP SC	1			
	Exc Award (06/30/2022)																	
134830	Hermosillo Mision del Buho	06/20/2018	Active(1)	7	4	3	1	16.67%	6	5	0			P,S,T,M,VP SC	24+			
36453	IMURIS	01/24/1979	Active(1)	10	0	0	0	0.00%	10		14		None	P,S,T,M,VP SC	15			
121441	ITSON Obregon	03/10/2014	Active	7	0	5	-5	-41.67%	12	10	0		2	P,S,T,M,VP SC	2			
	Exc Award (06/30/2022)																	
15062	MAGDALENA	11/08/1945	Active	20	3	1	2	11.11%	18	16	3		2	P,S,T,M,VP SC	0			
	Exc Award (06/30/2024)																	
15064	MEXICALI	04/10/1945	Cancelled(8*)	0	1	23	-22	-100.00%	22	16	0		None	P,S,T,M,VP SC	2	90+ Days		
141139	Mexicali 2020	04/14/2020	Active	10	4	10	-6	-37.50%	16	4	0			P,S,T,M,VP SC	1		\$20.00	
88464	MEXICALI CENTENARIO	06/30/2005	Active(3)	15	0	0	0	0.00%	15		24		4	P,S,T,M,VP SC	24+			
38053	MEXICALI CIUDAD DEL SOL	02/26/1980	Active	13	0	0	0	0.00%	13		1		6	P,S,T,M,VP SC	5			
60831	MEXICALI CUCAPAH	06/01/1998	Active	32	3	6	-3	-8.57%	35	5	0			P,S,T,M,VP SC	0		\$6,173.00	
	Exc Award (06/30/2021, 06/30/2022, 06/30/2024)																	
145152	Mexicali Las Californias	03/09/2021	Cancelled(8*)	0	0	22	-22	-100.00%	22	4	5		None	P,S,T,M,VP SC	24+	90+ Days		
141140	Mexicali MD	03/06/2020	Active(1)	10	0	5	-5	-33.33%	15	6	0			P,S,T,M,VP SC	1			
	Exc Award (06/30/2023)																	
147739	Mexicali por la Niñez	07/27/2021	Active	12	0	5	-5	-29.41%	17	5	1			P,S,T,M,VP SC	15		\$700.00	
133489	Mexicali Por La Salud	04/06/2018	Active(2)	15	15	18	-3	-16.67%	18	6	2		8	P,S,T,M,VP SC	21			
129393	Mexicali-BC	01/17/2017	Active	22	6	3	3	15.79%	19	3	0		2	P,S,T,M,VP SC	0		\$1,800.00	
	Exc Award (06/30/2022, 06/30/2024)																	
44731	MOCTEZUMA	03/18/1985	Active(1)	12	13	13	0	0.00%	12	14	3		2	P,S,T,M,VP SC	10			
15066	NACUZARI	10/17/1970	Active	15	2	0	2	15.38%	13		5			P,S,T,M,VP SC	0			
	Exc Award (06/30/2022)																	
15067	NAVOJOA	06/04/1947	Active	15	0	2	-2	-11.76%	17	38	0		2	P,S,T,M,VP SC	1			
	Exc Award (06/30/2022)																	
143164	Navojoa Monarca	10/20/2020	Active	35	0	3	-3	-7.89%	38	5	0			P,S,T,M,VP SC	1		\$5.00	
	Exc Award (06/30/2022, 06/30/2024)																	



Club Health Assessment for District B 1 through June 2025

			Status	Membership							Reports					Finance	LCIF	
Club Number	Club Name	Charter Date		Current Member Count	YTD Members Added	YTD Members Dropped	YTD Net Growth	YTD Net Growth%	Member Count 12 Months Ago	Avg. length of service for dropped members	Months Since Last MMR ***	Yrs. Since Last Officer Report	President Rotation	Vice President Reported ****	Months Since Last Activity Report ***	Account Balance	Donations for current Fiscal Year	
			Number of times on status quo within last two years	If below 15 members appears				If net loss is greater than 20% appears			If no report in 3 months appears in	When more than one year appears in	Number of repeat terms		Notes the officers that do not have an active	If no report at 12 months appears in red		
15069	NOGALES	12/03/1943	Active	27	4	1	3	12.50%	24	13	5				P,S,T,M,VP SC	11		
54142	OBREGON CAJEME	02/25/1993	Active	26	0	0	0	0.00%	26		9				P,S,T,M,VP SC	1		
	Exc Award (06/30/2022)																	
146390	Playas de Rosarito AC	06/03/2021	Active	9	3	2	1	12.50%	8	12	3				P,S,T,M,VP SC	0		\$1,000.00
	Exc Award (06/30/2022)																	
15070	PLAYAS DE TIJUANA	01/04/1971	Active	40	2	2	0	0.00%	40	11	0				P,S,T,M,VP SC	0		\$380.00
	Exc Award (06/30/2017, 06/30/2018, 06/30/2020)																	
15071	PUERTO PENASCO	04/01/1966	Active	12	0	0	0	0.00%	12		12		3		P,S,T,M,VP SC	7		
	Exc Award (06/30/2022)																	
98306	SAN FELIPE BC	01/17/2007	Active	48	3	15	-12	-20.00%	60	5	0				P,S,T,M,VP SC	1		
	Exc Award (06/30/2022)																	
15076	SAN LUIS RIO COLO	08/21/1947	Active	48	2	0	2	4.35%	46		9				P,S,T,M,VP SC	1		\$10,400.00
	Exc Award (06/30/2022, 06/30/2024)																	
44732	SONORA BAJA CALIFORNIA	03/06/1985	Active	23	0	3	-3	-11.54%	26	12	1				P,S,T,M,VP SC	0		
15078	SONOYTA	08/05/1956	Active(1)	13	0	0	0	0.00%	13		14		2		P,S,T,M,VP SC	1		
89529	SONOYTA CUBABI AC	10/31/2005	Active(1)	7	0	6	-6	-46.15%	13	9	0				P,S,T,M,VP SC	21		
15079	TECATE	07/01/1947	Active	35	5	0	5	16.67%	30		3				P,S,T,M,VP SC	0		\$5,579.30
15080	TIJUANA	01/16/1943	Active	18	0	0	0	0.00%	18		12				P,S,T,M,VP SC	0		\$1,000.00
	Exc Award (06/30/2022)																	
153307	Tijuana (Sin Fronteras)	12/22/2022	Active	12	0	0	0	0.00%	12		6				P,S,T,M,VP SC	1		\$32.00
54048	TIJUANA CAMPESTRE	02/09/1993	Active	14	1	1	0	0.00%	14	8	0		2		P,S,T,M,VP SC	0		\$1,020.00
126550	Tijuana Chapultepec Centenario	01/18/2016	Active	21	6	8	-2	-8.70%	23	2	0				P,S,T,M,VP SC	1		\$520.17
	Exc Award (06/30/2018, 06/30/2022)																	
57981	TIJUANA III	03/18/1996	Active	25	7	3	4	19.05%	21	27	0		2		P,S,T,M,VP SC	0		\$1,000.00
	Exc Award (06/30/2022)																	
15081	TIJUANA LA MESA	05/11/1967	Active	12	5	13	-8	-40.00%	20	9	0				P,S,T,M,VP SC	0		\$90.00
	Exc Award (06/30/2022)																	
58679	TIJUANA OTAY	09/06/1996	Active	21	6	5	1	5.00%	20	9	0				P,S,T,M,VP SC	0		\$2,120.00



Club Health Assessment for District B 1 through June 2025

			Status	Membership							Reports				Finance	LCIF	
Club Number	Club Name	Charter Date		Current Member Count	YTD Members Added	YTD Members Dropped	YTD Net Growth	YTD Net Growth%	Member Count 12 Months Ago	Avg. length of service for dropped members	Months Since Last MMR ***	Yrs. Since Last Officer Report	President Rotation	Vice President Reported ****	Months Since Last Activity Report ***	Account Balance	Donations for current Fiscal Year
			Number of times on status quo within last two years	If below 15 members appears				If net loss is greater than 20% appears			If no report in 3 months appears in	When more than one year appears in	Number of repeat terms	Notes the officers that do not have an active	If no report at 12 months appears in red		
122971	Tijuana Rio, A.C. Exc Award (06/30/2017, 06/30/2023)	08/25/2014	Active	14	1	2	-1	-6.67%	15	1	5			P,S,T,M,VP SC	0		\$140.00

Clubs Cancelled Previous Fiscal Year – Clubs Cancelled within last 12 months may be reinstated

Club Number	Club Name	Charter Date	Current Status*	Cancellation Date
140107	Mexicali Cachanilla	12/19/2019	Cancelled(6*)	07/29/2023

Current Total Clubs Count	YTD New Clubs Count	YTD Cancelled Clubs Count	YTD Net Club Gain	Current Total Members Count	YTD Add	YTD Drop	YTD Net Growth	YTD Net Growth %	Member Count 12 Months Ago	Average Member Count Per Club	% of Clubs with less than 20 members	% No MMR in 3 Months	% No Officer Report in 12 Months	% of Clubs with balance 90+ days	Number of Clubs in Status Quo	% Status Quo Clubs in Financial Suspension	Number of Cancelled Clubs	Average Cancelled Club Age	Members Lost Due to Cancellation	% of Clubs Cancelled for Non-Financial Reasons
51	1	6	-5	971	173	291	-118	-10.84%	1,089	19	61%	41%	0%	0%	0	0%	6	16	128	0%

* - P - Priority Club. Cancellation Reasons: 1-Objectives/conduct, 2-Non-active club, 5-Non-existing club, 6-Disbanding, 7-Merger, 8-Financial Suspension, 9-District/Multiple District Dues.

** - Abbreviation: P-President, S-Secretary, T-Treasurer, M-Member Chairperson, VP-First Vice President, MC-Communications Chairperson, SC-Service Chairperson

*** - Abbreviation: N/R - Never reported using the Lions Clubs website, N/A - Not applicable, No password registered for the Lions Clubs website.

**** - Abbreviation: N - New, IP - Immediate Past, R - Repeat.



Club Health Assessment for District B 2 through June 2025

			Status	Membership							Reports					Finance		LCIF
Club Number	Club Name	Charter Date		Current Member Count	YTD Members Added	YTD Members Dropped	YTD Net Growth	YTD Net Growth%	Member Count 12 Months Ago	Avg. length of service for dropped members	Months Since Last MMR ***	Yrs. Since Last Officer Report	President Rotation	Vice President Reported ****	Months Since Last Activity Report ***	Account Balance	Donations for current Fiscal Year	
			Number of times on status quo within last two years	If below 15 members appears				If net loss is greater than 20% appears			If no report in 3 months appears in	When more than one year appears in	Number of repeat terms	Notes the officers that do not have an active	If no report at 12 months appears in red			
Clubs less than two years old																		
180427	Chihuahua Gente	03/07/2025	Active	19	20	1	19	100.00%	0	0	1			P,S,T,M,VP SC	6	90+ Days		
178638	Delicias Huellas de Amor	09/23/2024	Active	29	29	0	29	100.00%	0		2			P,S,T,M,VP SC	0		\$775.00	
178318	Fresnillo Mineral	11/11/2024	Active	21	22	1	21	100.00%	0	0	0			P,S,T,M,VP SC	0		\$740.00	
181980	Juárez Happy Pets	04/29/2025	Newly Chartered	20	20	0	20	100.00%	0		0			P,S,T,M,VP SC	0			
182216	Juárez Master en Discapacidad	05/29/2025	Newly Chartered	20	20	0	20	100.00%	0		1			P,S,T,M,VP SC	N/R			
156543	Juárez Suré	02/01/2024	Active(1)	21	4	6	-2	-8.70%	23	1	0		2	P,S,T,M,VP SC	0		\$100.00	
181511	Ojinaga "La Perla del Desierto"	06/14/2025	Newly Chartered	24	24	0	24	100.00%	0		0			P,S,T,M,VP SC	0			
181637	San Francisco del Oro Esperanza Guerrero	05/08/2025	Newly Chartered	24	24	0	24	100.00%	0		1			P,S,T,M,VP SC	3			
182638	TÉMORIS San Miguel	06/26/2025	Newly Chartered	24	24	0	24	100.00%	0		0			P,S,T,M,VP SC	N/R			
Clubs more than two years old																		
127469	Alvaro Obregon Amor de Mujer	05/06/2016	Active	21	0	0	0	0.00%	21		1		2	P,S,T,M,VP SC	2		\$320.00	
Exc Award (06/30/2021, 06/30/2024)																		
52897	ASENCION	04/14/1992	Active(2)	23	5	5	0	0.00%	23	21	0		2	P,S,T,M,VP SC	0		\$60.00	
Exc Award (06/30/2021, 06/30/2022, 06/30/2024)																		
103507	CALERA A C	09/24/2008	Active	23	0	6	-6	-20.69%	29	17	0			P,S,T,M,VP SC	0		\$330.33	
Exc Award (06/30/2021, 06/30/2022, 06/30/2024)																		
77485	CAMARGO NUEVA ERA	08/28/2003	Active(1)	16	4	2	2	14.29%	14	6	1			P,S,T,M,VP SC	0		\$40.00	
99149	CASAS GRANDES SAN ANTONIO	04/18/2007	Active(3)	16	1	2	-1	-5.88%	17	5	0			P,S,T,M,VP SC	3			
Exc Award (06/30/2022)																		
38603	CD JUAREZ PASO DEL NTE	06/13/1980	Active	14	0	1	-1	-6.67%	15	45	0			P,S,T,M,VP SC	0			
Exc Award (06/30/2017)																		
15087	CHIHUAHUA	08/11/1938	Active	38	7	7	0	0.00%	38	4	0			P,S,T,M,VP SC	0		\$1,840.33	
Exc Award (06/30/2018, 06/30/2022)																		



Club Health Assessment for District B 2 through June 2025

			Status	Membership							Reports					Finance		LCIF
Club Number	Club Name	Charter Date		Current Member Count	YTD Members Added	YTD Members Dropped	YTD Net Growth	YTD Net Growth%	Member Count 12 Months Ago	Avg. length of service for dropped members	Months Since Last MMR ***	Yrs. Since Last Officer Report	President Rotation	Vice President Reported ****	Months Since Last Activity Report ***	Account Balance	Donations for current Fiscal Year	
			Number of times on status quo within last two years	If below 15 members appears				If net loss is greater than 20% appears			If no report in 3 months appears in	When more than one year appears in	Number of repeat terms	Notes the officers that do not have an active	If no report at 12 months appears in red			
133710	Chihuahua Amigos A C	01/26/2018	Active	28	4	5	-1	-3.45%	29	7	3		2	P,S,T,M,VP SC	0		\$1,985.00	
Exc Award (06/30/2019, 06/30/2020, 06/30/2021)																		
100667	CHIHUAHUA CEREDIL	11/28/2007	Active	18	2	5	-3	-14.29%	21	15	7			P,S,T,M,VP SC	0		\$20.00	
Exc Award (06/30/2023)																		
89509	CHIHUAHUA FUERZA A C	10/26/2005	Active	32	5	0	5	18.52%	27		0			P,S,T,M,VP SC	0		\$2,184.00	
Exc Award (06/30/2017, 06/30/2020, 06/30/2021)																		
42415	CHIHUAHUA SAN FELIPE EL REAL	03/21/1983	Active	27	5	4	1	3.85%	26	13	1			P,S,T,M,VP SC	0		\$265.33	
Exc Award (06/30/2017, 06/30/2021, 06/30/2022)																		
15089	CIUDAD CAMARGO	10/16/1941	Active(3)	5	0	0	0	0.00%	5		14		None	P,S,T,M,VP SC	19			
15091	CIUDAD JUAREZ	10/12/1934	Active	6	0	0	0	0.00%	6		81	1	None	P,S,T,M,VP SC	10			
15092	CIUDAD LERDO	09/23/1956	Active(1)	14	0	1	-1	-6.67%	15	9	2			P,S,T,M,VP SC	0		\$80.00	
50828	COL LAZARO CARDENAS LAZ CAR 90	07/05/1990	Active	13	0	1	-1	-7.14%	14	35	2		5	P,S,T,M,VP SC	0			
15095	CUAUHTEMOC	06/14/1946	Active	37	0	1	-1	-2.63%	38	11	1			P,S,T,M,VP SC	2		\$1,400.00	
Exc Award (06/30/2024)																		
108653	CUAUHTÉMOC MUJER AMOR EN ACCIÓN	06/17/2010	Active	23	2	0	2	9.52%	21		1			P,S,T,M,VP SC	0		\$1,280.00	
Exc Award (06/30/2016, 06/30/2017, 06/30/2021)																		
15097	DELICIAS	12/15/1940	Active	24	2	6	-4	-14.29%	28	23	0			P,S,T,M,VP SC	0		\$1,240.00	
Exc Award (06/30/2020, 06/30/2022)																		
103833	DELICIAS AROMA DE MUJER	11/07/2008	Active	17	4	7	-3	-15.00%	20	7	0			P,S,T,M,VP SC	0		\$100.00	
Exc Award (06/30/2016, 06/30/2017, 06/30/2021)																		
61060	DELICIAS CASTORES	07/31/1998	Active	16	6	2	4	33.33%	12	0	0			P,S,T,M,VP SC	1		\$1,662.00	
Exc Award (06/30/2017, 06/30/2023)																		
141865	Delicias Cibernetico Jóvenes en Acción	06/25/2020	Active	12	0	9	-9	-42.86%	21	4	0			P,S,T,M,VP SC	18	90+ Days		
78795	DELICIAS INNOVACION	04/14/2004	Active	27	10	24	-14	-34.15%	41	7	0			P,S,T,M,VP SC	0		\$280.00	
Exc Award (06/30/2016, 06/30/2017, 06/30/2021)																		
130585	Delicias Unidos Por Ti	04/12/2017	Active	14	4	12	-8	-36.36%	22	8	0			P,S,T,M,VP SC	0		\$287.14	
Exc Award (06/30/2020, 06/30/2021, 06/30/2022)																		




Club Health Assessment for District B 2 through June 2025

			Status	Membership							Reports					Finance		LCIF
Club Number	Club Name	Charter Date		Current Member Count	YTD Members Added	YTD Members Dropped	YTD Net Growth	YTD Net Growth%	Member Count 12 Months Ago	Avg. length of service for dropped members	Months Since Last MMR ***	Yrs. Since Last Officer Report	President Rotation	Vice President Reported ****	Months Since Last Activity Report ***	Account Balance	Donations for current Fiscal Year	
			Number of times on status quo within last two years	If below 15 members appears				If net loss is greater than 20% appears			If no report in 3 months appears in	When more than one year appears in	Number of repeat terms	Notes the officers that do not have an active	If no report at 12 months appears in red			
15099	EL SALTO	08/08/1946	Active	26	3	2	1	4.00%	25	7	0			P,S,T,M,VP SC	2			
Exc Award (06/30/2018)																		
15102	FRESNILLO	01/24/1949	Active(2)	16	0	2	-2	-11.11%	18	8	0			P,S,T,M,VP SC	1			
Exc Award (06/30/2018)																		
15104	GOMEZ PALACIO	10/13/1942	Active	33	9	7	2	6.45%	31	18	3			P,S,T,M,VP SC	0		\$80.00	
Exc Award (06/30/2016, 06/30/2022)																		
149576	Gomez Palacio Los Olivos	01/11/2022	Active	13	2	2	0	0.00%	13	2	1			P,S,T,M,VP SC	0		\$200.00	
151129	Guachochi	06/16/2022	Active(2)	10	1	1	0	0.00%	10	2	0			P,S,T,M,VP SC	2		\$65.20	
67320	GUADALUPE VICTORIA	02/19/2003	Active	26	0	0	0	0.00%	26		1			P,S,T,M,VP SC	0		\$260.00	
Exc Award (06/30/2022, 06/30/2023, 06/30/2024)																		
60316	JEREZ	01/26/1998	Active(3)	10	0	1	-1	-9.09%	11	27	0		2	P,S,T,M,VP SC	10			
15108	JIMENEZ	03/22/1952	Active	22	4	1	3	15.79%	19	4	2			P,S,T,M,VP SC	0		\$100.00	
138450	Juárez Ceredil	05/31/2019	Active(3)	18	3	0	3	20.00%	15		0			P,S,T,M,VP SC	2			
148878	Juarez Chamizal	11/19/2021	Active(1)	9	0	10	-10	-52.63%	19	2	6			P,S,T,M,VP SC	6	90+ Days		
154150	Juarez Flor del Desierto	05/25/2023	Active	16	2	7	-5	-23.81%	21	1	0		3	P,S,T,M,VP SC	0	90+ Days	\$80.00	
Exc Award (06/30/2024)																		
154389	Lerdo Ciudad Jardin	05/24/2023	Active(1)	6	2	1	1	20.00%	5	1	1		3	P,S,T,M,VP SC	2			
154636	Lerdo Hermila Galindo	06/02/2023	Active	17	2	1	1	6.25%	16	3	0			P,S,T,M,VP SC	0		\$340.00	
15113	MEOQUI	01/29/1956	Active	16	2	3	-1	-5.88%	17	8	0			P,S,T,M,VP SC	0		\$64.29	
15116	NUEVO CASAS GRANDES	02/01/1957	Active	21	2	2	0	0.00%	21	26	1			P,S,T,M,VP SC	0		\$40.00	
Exc Award (06/30/2020, 06/30/2022)																		
136445	Nuevo Casas Grandes La Estacion	09/27/2018	Active(1)	12	1	1	0	0.00%	12	4	1			P,S,T,M,VP SC	5	90+ Days		
110666	NUEVO CASAS GRANDES PAQUIMEITAS	03/25/2011	Active	32	5	4	1	3.23%	31	11	0			P,S,T,M,VP SC	0		\$3,160.00	
Exc Award (06/30/2017, 06/30/2018, 06/30/2020)																		
125807	Nuevo Fresnillo	09/21/2015	Active(3)	9	0	0	0	0.00%	9		7		2	P,S,T,M,VP SC	9			
Exc Award (06/30/2023)																		
139628	Ojinaga Mujer con Amor	08/30/2019	Active	39	4	0	4	11.43%	35		1		2	P,S,T,M,VP SC	0		\$260.00	



Club Health Assessment for District B 2 through June 2025

			Status	Membership							Reports					Finance	LCIF
Club Number	Club Name	Charter Date		Current Member Count	YTD Members Added	YTD Members Dropped	YTD Net Growth	YTD Net Growth%	Member Count 12 Months Ago	Avg. length of service for dropped members	Months Since Last MMR ***	Yrs. Since Last Officer Report	President Rotation	Vice President Reported ****	Months Since Last Activity Report ***	Account Balance	Donations for current Fiscal Year
			Number of times on status quo within last two years	If below 15 members appears				If net loss is greater than 20% appears			If no report in 3 months appears in	When more than one year appears in	Number of repeat terms	Notes the officers that do not have an active	If no report at 12 months appears in red		
Exc Award (06/30/2021, 06/30/2022, 06/30/2023)			Active	16	0	1	-1	-5.88%	17	13	2			P,S,T,M,VP SC	0	90+ Days	
15119 PARRAL 02/20/1941				10	10	0	10	100.00%	0		2			P,S,T,M,VP SC	6		
Exc Award (06/30/2016, 06/30/2023)				3	0	17	-17	-85.00%	20	3	6			P,S,T,M,VP SC	3		
37809 PARRAL CENTRO 12/17/1979				20	12	6	6	42.86%	14	2	0		3	P,S,T,M,VP SC	0		
148596 Peñon Blanco Unidos 01/17/2022				9	0	0	0	0.00%	9		20		4	P,S,T,M,VP SC	1		
154670 Puerto Palomas 06/09/2023				16	2	0	2	14.29%	14		10		9	P,S,T,M,VP SC	1		
30825 RICARDO FLORES MACON 05/29/1975				29	9	6	3	11.54%	26	8	2		2	P,S,T,M,VP SC	2		\$20.00
15120 RIO GRANDE 08/12/1956				12	3	0	3	33.33%	9		1			P,S,T,M,VP SC	0		\$1,100.00
15122 RODEO 04/02/1955				31	7	4	3	10.71%	28	4	0			P,S,T,M,VP SC	0		\$156.00
Exc Award (06/30/2021, 06/30/2022, 06/30/2023)				10	0	10	-10	-50.00%	20	2	0		3	P,S,T,M,VP SC	11		
154468 San Francisco de Conchos 06/02/2023			11	0	0	0	0.00%	11		25		11	P,S,T,M,VP SC	1			
15126 SAN JUANITO 12/20/1948			15	0	2	-2	-11.76%	17	16	1			P,S,T,M,VP SC	2			
15128 SANTA BARBARA 02/21/1953			18	0	2	-2	-10.00%	20	28	12			P,S,T,M,VP SC	1	\$1,060.00		
15129 SANTA MARIA DEL ORO 05/17/1957			8	0	4	-4	-33.33%	12	16	1			P,S,T,M,VP SC	0	\$60.00		
Exc Award (06/30/2023)			Active	21	0	0	0	0.00%	21		13		3	P,S,T,M,VP SC	1		
15131 SAUCILLO 05/08/1948				10	0	0	0	0.00%	10		9		5	P,S,T,M,VP SC	2		
Exc Award (06/30/2020, 06/30/2022)				14	0	0	0	0.00%	14		7		8	P,S,T,M,VP SC	2		
15138 TORREON 05/06/1940				15	1	3	-2	-11.76%	17	2	4		3	P,S,T,M,VP SC	0		
56476 TORREON NOUS A C 01/17/1995																	
15137 TORREON PONIENTE 10/30/1972																	
124791 Zacatecas Cantera y Plata 05/11/2015																	
Exc Award (06/30/2018)																	



Club Health Assessment for District B 2 through June 2025

			Status	Membership							Reports					Finance	LCIF
Club Number	Club Name	Charter Date		Current Member Count	YTD Members Added	YTD Members Dropped	YTD Net Growth	YTD Net Growth%	Member Count 12 Months Ago	Avg. length of service for dropped members	Months Since Last MMR ***	Yrs. Since Last Officer Report	President Rotation	Vice President Reported ****	Months Since Last Activity Report ***	Account Balance	Donations for current Fiscal Year
			Number of times on status quo within last two years	If below 15 members appears				If net loss is greater than 20% appears			If no report in 3 months appears in	When more than one year appears in	Number of repeat terms	Notes the officers that do not have an active	If no report at 12 months appears in red		

Clubs Cancelled Previous Fiscal Year – Clubs Cancelled within last 12 months may be reinstated

Club Number	Club Name	Charter Date	Current Status*	Cancellation Date
150883	Chihuahua Joven	06/20/2022	Cancelled(8*)	06/29/2024
146623	Chihuahua Ralamuli	06/14/2021	Cancelled(8*)	12/29/2023
122352	Durango Alacranes	05/30/2014	Cancelled(8*)	12/29/2023
152161	Poanas	06/06/2023	Cancelled(8*)	06/29/2024
64556	VALLE DE ZARAGOZA	06/18/2001	Cancelled(6*)	01/29/2024

Current Total Clubs Count	YTD New Clubs Count	YTD Cancelled Clubs Count	YTD Net Club Gain	Current Total Members Count	YTD Add	YTD Drop	YTD Net Growth	YTD Net Growth %	Member Count 12 Months Ago	Average Member Count Per Club	% of Clubs with less than 20 members	% No MMR in 3 Months	% No Officer Report in 12 Months	% of Clubs with balance 90+ days	Number of Clubs in Status Quo	% Status Quo Clubs in Financial Suspension	Number of Cancelled Clubs	Average Cancelled Club Age	Members Lost Due to Cancellation	% of Clubs Cancelled for Non-Financial Reasons
69	8	0	8	1,285	334	208	126	10.87%	1,159	19	57%	23%	1%	9%	0	0%	0	0	0	0%

* - P - Priority Club. Cancellation Reasons: 1-Objectives/conduct, 2-Non-active club, 5-Non-existing club, 6-Disbanding, 7-Merger, 8-Financial Suspension, 9-District/Multiple District Dues.

** - Abbreviation: P-President, S-Secretary, T-Treasurer, M-Member Chairperson, VP-First Vice President, MC-Communications Chairperson, SC-Service Chairperson

*** - Abbreviation: N/R - Never reported using the Lions Clubs website, N/A - Not applicable, No password registered for the Lions Clubs website.

**** - Abbreviation: N - New, IP - Immediate Past, R - Repeat.



Club Health Assessment for District B 3 through June 2025

			Status	Membership							Reports					Finance		LCIF
Club Number	Club Name	Charter Date		Current Member Count	YTD Members Added	YTD Members Dropped	YTD Net Growth	YTD Net Growth%	Member Count 12 Months Ago	Avg. length of service for dropped members	Months Since Last MMR ***	Yrs. Since Last Officer Report	President Rotation	Vice President Reported ****	Months Since Last Activity Report ***	Account Balance	Donations for current Fiscal Year	
			Number of times on status quo within last two years	If below 15 members appears					If net loss is greater than 20% appears			If no report in 3 months appears in	When more than one year appears in	Number of repeat terms	Notes the officers that do not have an active	If no report at 12 months appears in		
Clubs less than two years old																		
156246	Cruillas	10/04/2023	Cancelled(8*)	0	0	20	-20	-100.00%	20	1	12		None	P,S,T,M,VP SC	19	90+ Days		
177840	Fortaleza de Tamaulipas	08/22/2024	Active	21	31	10	21	100.00%	0	0	0			P,S,T,M,VP SC	0			
Clubs more than two years old																		
66486	ACUNA A C	07/18/2002	Active	61	10	0	10	19.61%	51		1			P,S,T,M,VP SC	10		\$60.00	
Exc Award (06/30/2016, 06/30/2020, 06/30/20)																		
118053	ACUNA DEL RIO 2012, A.C.	10/19/2012	Active	26	8	4	4	18.18%	22	4	0			P,S,T,M,VP SC	0			
Exc Award (06/30/2016, 06/30/2019, 06/30/20)																		
31160	ALDAMA	09/08/1975	Cancelled(8*)	0	0	13	-13	-100.00%	13	16	6		None	P,S,T,M,VP SC	14	90+ Days		
65497	CADEREYTA JIMENEZ	06/14/2002	Active	29	0	0	0	0.00%	29		13		3	P,S,T,M,VP SC	5			
15318	CARDENAS	03/15/1951	Active	24	0	3	-3	-11.11%	27	1	6		3	P,S,T,M,VP SC	11			
116312	CD MADERO TAMPICO	03/08/2012	Active	16	1	9	-8	-33.33%	24	6	4			P,S,T,M,VP SC	4			
Exc Award (06/30/2020, 06/30/2021, 06/30/20)																		
66600	CD VICTORIA	09/10/2002	Active	45	23	8	15	50.00%	30	4	0			P,S,T,M,VP SC	3			
Exc Award (06/30/2018, 06/30/2022)																		
84441	CERRALVO	11/22/2004	Active	22	0	0	0	0.00%	22		14		2	P,S,T,M,VP SC	2			
Exc Award (06/30/2016, 06/30/2017, 06/30/20)																		
15160	CIUDAD MADERO	03/20/1957	Active(2)	33	5	0	5	17.86%	28		0			P,S,T,M,VP SC	2		\$1,087.00	
Exc Award (06/30/2023, 06/30/2024)																		
154876	Coahuila Helen Keller	06/27/2023	Active(1)	11	0	3	-3	-21.43%	14	2	0			P,S,T,M,VP SC	0			
61921	EL CARMEN	05/14/1999	Active	25	0	0	0	0.00%	25		2			P,S,T,M,VP SC	8			
Exc Award (06/30/2018, 06/30/2019, 06/30/20)																		
136862	El Mante	11/27/2018	Cancelled(8*)	0	0	10	-10	-100.00%	10	4	6	1	None	P,S,T,M,VP SC	13	90+ Days		
65038	EL REFUGIO A C	02/25/2002	Active	23	0	1	-1	-4.17%	24	12	16		3	P,S,T,M,VP SC	2			
Exc Award (06/30/2016, 06/30/2023)																		
15175	GENERAL TERAN	07/18/1959	Active(4)	19	0	0	0	0.00%	19		19	3	None	P,S,T,M,VP SC	21			
Exc Award (06/30/2016)																		
30820	GENERAL ZUAZUA N L	05/29/1975	Active	33	0	2	-2	-5.71%	35	39	0		6	P,S,T,M,VP SC	8			



Club Health Assessment for District B 3 through June 2025

			Status	Membership							Reports					Finance		LCIF
Club Number	Club Name	Charter Date		Current Member Count	YTD Members Added	YTD Members Dropped	YTD Net Growth	YTD Net Growth%	Member Count 12 Months Ago	Avg. length of service for dropped members	Months Since Last MMR ***	Yrs. Since Last Officer Report	President Rotation	Vice President Reported ****	Months Since Last Activity Report ***	Account Balance	Donations for current Fiscal Year	
			Number of times on status quo within last two years	If below 15 members appears					If net loss is greater than 20% appears				If no report in 3 months appears in	When more than one year appears in	Number of repeat terms	Notes the officers that do not have an active	If no report at 12 months appears in red	
Exc Award (06/30/2018, 06/30/2022, 06/30/2025)																		
118385	GUADALUPE LA SIERRA, A.C.	11/29/2012	Active	16	0	0	0	0.00%	16		9		3	P,S,T,M,VP SC	20			
Exc Award (06/30/2016, 06/30/2017, 06/30/2025)																		
64885	GUERRERO	12/26/2001	Active	32	0	1	-1	-3.03%	33	20	0			P,S,T,M,VP SC	12			
Exc Award (06/30/2016, 06/30/2022)																		
130004	Huejutla Centenario	02/07/2017	Active	28	4	0	4	16.67%	24		0			P,S,T,M,VP SC	0			
Exc Award (06/30/2018, 06/30/2019, 06/30/2025)																		
15177	LINARES	12/05/1953	Active(3)	17	0	0	0	0.00%	17		19		7	P,S,T,M,VP SC	18			
61694	MARIN	03/30/1999	Active	8	0	0	0	0.00%	8		14		7	P,S,T,M,VP SC	15			
Exc Award (06/30/2018)																		
15179	MATAMOROS	10/12/1942	Active(1)	14	0	0	0	0.00%	14		19	3	None	P,S,T,M,VP SC	20			
15335	MATEHUALA	06/02/1957	Active(1)	23	1	1	0	0.00%	23	13	9			P,S,T,M,VP SC	15			
Exc Award (06/30/2016, 06/30/2023)																		
65495	MONCLOVA	06/14/2002	Active(1)	11	1	1	0	0.00%	11	20	0			P,S,T,M,VP SC	0			
Exc Award (06/30/2016)																		
66274	MONTEMORELOS	06/19/2002	Active	50	0	1	-1	-1.96%	51	3	2		2	P,S,T,M,VP SC	2		\$1,000.00	
108216	MONTERREY CENTRO	05/03/2010	Active(1)	20	0	0	0	0.00%	20		7			P,S,T,M,VP SC	9			
Exc Award (06/30/2017, 06/30/2019, 06/30/2025)																		
144737	Monterrey Chepevera A C	12/30/2020	Active(1)	20	0	0	0	0.00%	20		1		5	P,S,T,M,VP SC	15			
Exc Award (06/30/2023)																		
50175	MONTERREY COLINAS	02/12/1990	Active	24	1	16	-15	-38.46%	39	1	0			P,S,T,M,VP SC	0			
Exc Award (06/30/2016, 06/30/2018, 06/30/2025)																		
117672	MONTERREY LA SILLA	08/17/2012	Active	13	3	2	1	8.33%	12	10	0			P,S,T,M,VP SC	6			
Exc Award (06/30/2016, 06/30/2017, 06/30/2025)																		
15185	MONTERREY NORTE	12/09/1966	Active	27	6	12	-6	-18.18%	33	9	0			P,S,T,M,VP SC	0			
Exc Award (06/30/2023, 06/30/2024)																		
15169	MONTERREY PONIENTE	11/08/1958	Active	69	3	2	1	1.47%	68	5	2			P,S,T,M,VP SC	0		\$2,332.19	
Exc Award (06/30/2016, 06/30/2017, 06/30/2025)																		



Club Health Assessment for District B 3 through June 2025

			Status	Membership							Reports					Finance		LCIF
Club Number	Club Name	Charter Date		Current Member Count	YTD Members Added	YTD Members Dropped	YTD Net Growth	YTD Net Growth%	Member Count 12 Months Ago	Avg. length of service for dropped members	Months Since Last MMR ***	Yrs. Since Last Officer Report	President Rotation	Vice President Reported ****	Months Since Last Activity Report ***	Account Balance	Donations for current Fiscal Year	
			Number of times on status quo within last two years	If below 15 members appears				If net loss is greater than 20% appears			If no report in 3 months appears in	When more than one year appears in	Number of repeat terms	Notes the officers that do not have appears in an active	If no report at 12 months red			
133226	Monterrey Santa Lucia	11/30/2017	Active(1)	11	1	1	0	0.00%	11	12	8		2	P,S,T,M,VP SC	8		\$15.00	
Exc Award (06/30/2018, 06/30/2020, 06/30/20																		
59970	MONTERREY SURESTE	09/22/1997	Active(1)	25	1	0	1	4.17%	24		2		5	P,S,T,M,VP SC	23			
Exc Award (06/30/2016, 06/30/2019)																		
128285	Morelos Coahuila	07/26/2016	Active(1)	17	4	5	-1	-5.56%	18	6	0			P,S,T,M,VP SC	0			
Exc Award (06/30/2017, 06/30/2018, 06/30/20																		
105238	MUZQUIZ AC	04/16/2009	Active(1)	29	0	4	-4	-12.12%	33	14	4			P,S,T,M,VP SC	7			
Exc Award (06/30/2020)																		
133654	N.L. Mujeres Lideres	01/29/2018	Active(1)	14	0	12	-12	-46.15%	26	4	0			P,S,T,M,VP SC	10			
Exc Award (06/30/2019, 06/30/2020, 06/30/20																		
64555	NUEVO LAREDO	06/28/2001	Active	41	8	1	7	20.59%	34	9	0			P,S,T,M,VP SC	2		\$1,010.00	
Exc Award (06/30/2017, 06/30/2018, 06/30/20																		
130552	Nuevo Laredo Centenario	04/05/2017	Active	27	3	16	-13	-32.50%	40	3	0			P,S,T,M,VP SC	0		\$25.00	
Exc Award (06/30/2018, 06/30/2022, 06/30/20																		
100148	NUEVO LAREDO FUNDADORES	09/04/2007	Active	21	0	0	0	0.00%	21		23	1	None	P,S,T,M,VP SC	19			
48424	PARRAS	04/19/1988	Active(1)	22	6	9	-3	-12.00%	25	6	0			P,S,T,M,VP SC	2	90+ Days	\$158.00	
46576	RAMOS ARIZPE	10/13/1986	Active	26	0	1	-1	-3.70%	27	3	0			P,S,T,M,VP SC	0			
Exc Award (06/30/2016)																		
64681	REYNOSA	09/10/2001	Active	20	6	2	4	25.00%	16	14	1		5	P,S,T,M,VP SC	2		\$123.00	
Exc Award (06/30/2019)																		
100099	REYNOSA RIBERENA	08/28/2007	Active(1)	20	3	3	0	0.00%	20	10	1			P,S,T,M,VP SC	24+		\$1.00	
137961	Reynosa Sembrado	04/25/2019	Active(1)	9	0	6	-6	-40.00%	15	4	0		2	P,S,T,M,VP SC	13			
125564	Rio Bravo	08/26/2015	Cancelled(8*)	0	0	15	-15	-100.00%	15	10	0		None	P,S,T,M,VP SC	20	90+ Days		
66691	RIO BRAVO FUNDADORES	10/21/2002	Active(1)	16	0	0	0	0.00%	16		36		2	P,S,T,M,VP SC	20			
15202	SABINAS	03/24/1945	Active	202	4	21	-17	-7.76%	219	10	0			P,S,T,M,VP SC	0		\$30.00	
Exc Award (06/30/2016, 06/30/2019, 06/30/20																		
15203	SABINAS HIDALGO	03/29/1944	Active	20	0	0	0	0.00%	20		23	1	None	P,S,T,M,VP SC	17			
146257	Sabinas Mujeres de Corazón	05/24/2021	Active(1)	26	0	2	-2	-7.14%	28	1	0		None	P,S,T,M,VP SC	16			



Club Health Assessment for District B 3 through June 2025

			Status	Membership							Reports					Finance		LCIF
Club Number	Club Name	Charter Date		Current Member Count	YTD Members Added	YTD Members Dropped	YTD Net Growth	YTD Net Growth%	Member Count 12 Months Ago	Avg. length of service for dropped members	Months Since Last MMR ***	Yrs. Since Last Officer Report	President Rotation	Vice President Reported ****	Months Since Last Activity Report ***	Account Balance	Donations for current Fiscal Year	
			Number of times on status quo within last two years	If below 15 members appears				If net loss is greater than 20% appears			If no report in 3 months appears in	When more than one year appears in	Number of repeat terms	Notes the officers that do not have an active	If no report at 12 months appears in red			
61083	SABINAS PONIENTE	08/18/1998	Active	9	0	0	0	0.00%	9		17		2	P,S,T,M,VP SC	21			
15205	SALTILLO	10/08/1938	Active	32	3	2	1	3.23%	31	5	2			P,S,T,M,VP SC	0		\$595.00	
	Exc Award (06/30/2016, 06/30/2020, 06/30/20																	
51044	SALTILLO 90	11/07/1990	Active	16	8	7	1	6.67%	15	21	0			P,S,T,M,VP SC	0			
	Exc Award (06/30/2018, 06/30/2019, 06/30/20																	
60302	SALTILLO AMISTAD	01/21/1998	Active	18	0	0	0	0.00%	18		45		12	P,S,T,M,VP SC	3			
86055	SALTILLO CIHUATL	03/31/2005	Active	5	5	8	-3	-37.50%	8	7	0		2	P,S,T,M,VP SC	0			
146218	Saltillo Dra Esther Urquieta Yañez	06/03/2021	Active	22	7	3	4	22.22%	18	3	0		2	P,S,T,M,VP SC	0			
131175	Saltillo El Sarape	06/12/2017	Active	21	5	8	-3	-12.50%	24	1	0			P,S,T,M,VP SC	0			
	Exc Award (06/30/2019, 06/30/2021, 06/30/20																	
150834	Saltillo Maravillas	05/16/2022	Active(2)	18	19	20	-1	-5.26%	19	3	0		4	P,S,T,M,VP SC	N/A			
109096	SALTILLO NUEVA TLAXCALA	08/24/2010	Active	31	2	14	-12	-27.91%	43	8	0			P,S,T,M,VP SC	0		\$970.00	
	Exc Award (06/30/2016, 06/30/2017, 06/30/20																	
140148	Saltillo Orion	12/02/2019	Cancelled(8*)	0	0	17	-17	-100.00%	17	4	0	2	None	P,S,T,M,VP SC	20	90+ Days		
66448	SAN BUENA VENTURA	06/28/2002	Active(1)	26	0	1	-1	-3.70%	27	23	6		2	P,S,T,M,VP SC	16			
	Exc Award (06/30/2016)																	
95058	SAN CIRO AC	01/17/2006	Active(1)	12	1	2	-1	-7.69%	13	7	2		3	P,S,T,M,VP SC	1		\$50.00	
	Exc Award (06/30/2017, 06/30/2023)																	
15352	SAN LUIS POTOSI	05/29/1943	Active	17	3	0	3	21.43%	14		0			P,S,T,M,VP SC	2		(\$770.00)	
	Exc Award (06/30/2017, 06/30/2019, 06/30/20																	
117676	SAN LUIS POTOSI "EL POTOSI"	08/17/2012	Cancelled(8*)	0	0	12	-12	-100.00%	12	11	6		None	P,S,T,M,VP SC	17	90+ Days	\$20.00	
	Exc Award (06/30/2017)																	
143053	San Luis Potosí Aranzazú	10/26/2020	Active(1)	20	0	0	0	0.00%	20		22	1	None	P,S,T,M,VP SC	15			
54571	SAN LUIS POTOSI VALLE DE TANGA	06/08/1993	Active(1)	20	1	5	-4	-16.67%	24	9	0			P,S,T,M,VP SC	2			
	Exc Award (06/30/2018, 06/30/2019, 06/30/20																	
15210	SAN NICO DE LOS GARZA	09/12/1961	Active	30	6	5	1	3.45%	29	35	0			P,S,T,M,VP SC	1		\$1,342.75	
	Exc Award (06/30/2018, 06/30/2022, 06/30/20																	



Club Health Assessment for District B 3 through June 2025

			Status	Membership							Reports				Finance		LCIF	
Club Number	Club Name	Charter Date		Current Member Count	YTD Members Added	YTD Members Dropped	YTD Net Growth	YTD Net Growth%	Member Count 12 Months Ago	Avg. length of service for dropped members	Months Since Last MMR ***	Yrs. Since Last Officer Report	President Rotation	Vice President Reported ****	Months Since Last Activity Report ***	Account Balance	Donations for current Fiscal Year	
			Number of times on status quo within last two years	If below 15 members appears					If net loss is greater than 20% appears			If no report in 3 months appears in	When more than one year appears in	Number of repeat terms	Notes the officers that do not have an active	If no report at 12 months appears in red		
55429	SOLEDAD DE GRACIANO SANCHEZ Exc Award (06/30/2016, 06/30/2018, 06/30/20	03/21/1994	Active	21	8	8	0	0.00%	21	2	0			P,S,T,M,VP SC	0		\$70.00	
65040	TAMAZUNCHALE A C Exc Award (06/30/2016)	02/25/2002	Active	15	6	5	1	7.14%	14	20	2		2	P,S,T,M,VP SC	19			
15213	TAMPICO Exc Award (06/30/2017, 06/30/2020)	06/22/1934	Active	20	0	1	-1	-4.76%	21	1	1		5	P,S,T,M,VP SC	1		\$70.00	
150128	Trascender Nuevo León Exc Award (06/30/2023)	03/28/2022	Active	33	9	3	6	22.22%	27	3	0			P,S,T,M,VP SC	1		\$100.00	
15215	VILLA DE ARTEAGA Exc Award (06/30/2016)	05/11/1958	Active	14	0	6	-6	-30.00%	20	4	0		None	P,S,T,M,VP SC	10		\$7.17	
66278	VILLA DE GUADALUPE AC Exc Award (06/30/2016, 06/30/2018, 06/30/20	06/19/2002	Active	52	0	0	0	0.00%	52		11			P,S,T,M,VP SC	1		\$1,050.00	
66425	VILLA DE SANTIAGO Exc Award (06/30/2016)	06/28/2002	Active(2)	27	3	2	1	3.85%	26	5	0		2	P,S,T,M,VP SC	10			
15223	ZARAGOZA Exc Award (06/30/2016, 06/30/2017, 06/30/20	03/20/1955	Active	17	0	0	0	0.00%	17		0			P,S,T,M,VP SC	11		\$360.00	


Clubs Cancelled Previous Fiscal Year – Clubs Cancelled within last 12 months may be reinstated

Club Number	Club Name	Charter Date	Current Status*	Cancellation Date
84425	ACUNA MILENIUM A C	11/16/2004	Cancelled(6*)	04/29/2024
140767	Garcia NL	01/22/2020	Cancelled(6*)	06/29/2024
138274	SLP Real	06/07/2019	Cancelled(8*)	06/29/2024

Current Total Clubs Count	YTD New Clubs Count	YTD Cancelled Clubs Count	YTD Net Club Gain	Current Total Members Count	YTD Add	YTD Drop	YTD Net Growth	YTD Net Growth %	Member Count 12 Months Ago	Average Member Count Per Club	% of Clubs with less than 20 members	% No MMR in 3 Months	% No Officer Report in 12 Months	% of Clubs with balance 90+ days	Number of Clubs in Status Quo	% Status Quo Clubs in Financial Suspension	Number of Cancelled Clubs	Average Cancelled Club Age	Members Lost Due to Cancellation	% of Clubs Cancelled for Non-Financial Reasons
69	1	6	-5	1,802	219	346	-127	-6.58%	1,929	26	35%	32%	7%	1%	0	0%	6	19	87	-17%



Club Health Assessment for District B 3 through June 2025

			Status	Membership							Reports				Finance	LCIF	
Club Number	Club Name	Charter Date		Current Member Count	YTD Members Added	YTD Members Dropped	YTD Net Growth	YTD Net Growth%	Member Count 12 Months Ago	Avg. length of service for dropped members	Months Since Last MMR ***	Yrs. Since Last Officer Report	President Rotation	Vice President Reported ****	Months Since Last Activity Report ***	Account Balance	Donations for current Fiscal Year
			Number of times on status quo within last two years	If below 15 members appears				If net loss is greater than 20% appears			If no report in 3 months appears in	When more than one year appears in	Number of repeat terms	Notes the officers that do not have an active	If no report at 12 months appears in red		



Club Health Assessment for District B 4 through June 2025

			Status	Membership						Reports					Finance		LCIF
Club Number	Club Name	Charter Date		Current Member Count	YTD Members Added	YTD Members Dropped	YTD Net Growth	YTD Net Growth%	Member Count 12 Months Ago	Avg. length of service for dropped members	Months Since Last MMR ***	Yrs. Since Last Officer Report	President Rotation	Vice President Reported ****	Months Since Last Activity Report ***	Account Balance	Donations for current Fiscal Year
			Number of times on status quo within last two years	If below 15 members appears			If net loss is greater than 20% appears				If no report in 3 months appears in	When more than one year appears in	Number of repeat terms	Notes the officers that do not have an active	If no report at 12 months appears in red		
Clubs less than two years old																	
182020	Ejutla	04/29/2025	Newly Chartered	22	22	0	22	100.00%	0		0			P,S,T,M,VP SC	N/R		
182975	El Limón	06/25/2025	Newly Chartered	20	20	0	20	100.00%	0		0			P,S,T,M,VP SC	N/R		
182501	Jerez Calmecac A.C.	05/28/2025	Newly Chartered	23	23	0	23	100.00%	0		1			P,S,T,M,VP SC	N/R		
182731	Los Reyes	06/24/2025	Newly Chartered	21	21	0	21	100.00%	0		0			P,S,T,M,VP SC	N/A		
181222	Morelia Monarca Conecta	03/07/2025	Active	20	20	0	20	100.00%	0		3			P,S,T,M,VP SC	3		
181896	Nuevo San Juan Parangaricutiro	04/18/2025	Newly Chartered	23	23	0	23	100.00%	0		2			P,S,T,M,VP SC	2		
182983	Paracho Michoacán	06/23/2025	Newly Chartered	21	21	0	21	100.00%	0		0			P,S,T,M,VP SC	N/R		
181063	Puerto Vallarta Centro	02/25/2025	Active	21	21	0	21	100.00%	0		4			P,S,T,M,VP SC	1		\$400.00
182569	Santa Ana Maya	06/06/2025	Newly Chartered	23	23	0	23	100.00%	0		0			P,S,T,M,VP SC	N/A		
182567	UNEDL Universitario Alfa	06/24/2025	Newly Chartered	26	26	0	26	100.00%	0		0			P,S,T,M,VP SC	N/R		
179892	Villa Hidalgo Progreso	01/02/2025	Active	26	27	1	26	100.00%	0	0	0			P,S,T,M,VP SC	1		
182207	Xalisco	05/21/2025	Newly Chartered	22	22	0	22	100.00%	0		1			P,S,T,M,VP SC	N/A		
181103	Zacatecas Leones de Plata	02/27/2025	Active	31	32	1	31	100.00%	0	0	1			P,S,T,M,VP SC	3		
Clubs more than two years old																	
53561	AMECA	08/06/1992	Active	45	0	4	-4	-8.16%	49	14	6			P,S,T,M,VP SC	4		
15229	APATZINGAN	07/28/1956	Active	21	4	4	0	0.00%	21	9	2			P,S,T,M,VP SC	3		\$1,040.00
Exc Award (06/30/2017, 06/30/2020)																	
15233	AUTLAN	09/10/1955	Active	53	11	0	11	26.19%	42		2			P,S,T,M,VP SC	1		\$183.00
Exc Award (06/30/2017)																	
127385	Chiquilistlan Jalisco	04/26/2016	Active	6	0	0	0	0.00%	6		19			P,S,T,M,VP SC	7		
Exc Award (06/30/2017, 06/30/2023)																	




Club Health Assessment for District B 4 through June 2025

			Status	Membership							Reports					Finance		LCIF
Club Number	Club Name	Charter Date		Current Member Count	YTD Members Added	YTD Members Dropped	YTD Net Growth	YTD Net Growth%	Member Count 12 Months Ago	Avg. length of service for dropped members	Months Since Last MMR ***	Yrs. Since Last Officer Report	President Rotation	Vice President Reported ****	Months Since Last Activity Report ***	Account Balance	Donations for current Fiscal Year	
			Number of times on status quo within last two years	If below 15 members appears				If net loss is greater than 20% appears			If no report in 3 months appears in	When more than one year appears in	Number of repeat terms	Notes the officers that do not have appears in an active	If no report at 12 months red			
15236	CIHUATLAN	10/16/1957	Active	26	5	0	5	23.81%	21		0			P,S,T,M,VP SC	0		\$148.64	
15237	CIUDAD GUZMAN	01/12/1956	Active	18	0	0	0	0.00%	18		17		2	P,S,T,M,VP SC	0			
15239	COLIMA	03/30/1944	Active	24	3	2	1	4.35%	23	6	2			P,S,T,M,VP SC	1			
	Exc Award (06/30/2016)																	
118862	COLIMA "REAL COLIMA LEONAS"	04/18/2013	Active	39	5	4	1	2.63%	38	2	0			P,S,T,M,VP SC	0		\$1,116.88	
	Exc Award (06/30/2017, 06/30/2022, 06/30/20)																	
120028	Colima Centro Leonas	07/26/2013	Active	12	0	3	-3	-20.00%	15	12	0		4	P,S,T,M,VP SC	3		\$22.32	
	Exc Award (06/30/2017)																	
15240	COLIMA CINCO	01/12/1972	Active	19	2	0	2	11.76%	17		0		None	P,S,T,M,VP SC	10		\$2,201.52	
124206	Colima-Capital Camino Real	02/25/2015	Active	48	17	2	15	45.45%	33	1	0			P,S,T,M,VP SC	0		\$94.72	
	Exc Award (06/30/2016, 06/30/2017, 06/30/20)																	
84473	COSTA DE CHILA SUR DE COMPOSTELA	12/20/2004	Active	8	0	1	-1	-11.11%	9	20	0		3	P,S,T,M,VP SC	3			
	Exc Award (06/30/2017)																	
15244	EL GRULLO	08/28/1961	Active	74	24	1	23	45.10%	51	4	0			P,S,T,M,VP SC	1		\$4,709.50	
	Exc Award (06/30/2017, 06/30/2020, 06/30/20)																	
15247	GUADALAJARA	01/12/1935	Active	28	1	0	1	3.70%	27		1			P,S,T,M,VP SC	0		\$1,000.00	
	Exc Award (06/30/2020)																	
105149	GUADALAJARA DEL SOL	04/03/2009	Active	22	1	2	-1	-4.35%	23	6	0			P,S,T,M,VP SC	1		\$2,761.02	
	Exc Award (06/30/2017, 06/30/2018, 06/30/20)																	
151821	Hacienda Buenavista y el Molino de Vista Hermosa	09/01/2022	Active	20	2	2	0	0.00%	20	2	1		2	P,S,T,M,VP SC	5			
133224	Huejucar	11/29/2017	Active(1)	14	0	10	-10	-41.67%	24	4	10		5	P,S,T,M,VP SC	10			
31339	IXTLAN DEL RIO	11/06/1975	Active	22	3	1	2	10.00%	20	2	0		2	P,S,T,M,VP SC	2		\$240.00	
82915	JEREZ LOPEZ VELARDE	06/29/2004	Active	121	24	7	17	16.35%	104	14	0			P,S,T,M,VP SC	0		\$12,723.15	
	Exc Award (06/30/2018, 06/30/2020, 06/30/20)																	
15110	JUCHIPILA	06/30/1969	Active	37	10	5	5	15.63%	32	3	0			P,S,T,M,VP SC	0		\$3,404.75	
	Exc Award (06/30/2018, 06/30/2020, 06/30/20)																	
15261	LA PIEDAD	04/09/1947	Active	14	1	0	1	7.69%	13		5			P,S,T,M,VP SC	4		\$15.20	



Club Health Assessment for District B 4 through June 2025

			Status	Membership							Reports					Finance		LCIF
Club Number	Club Name	Charter Date		Current Member Count	YTD Members Added	YTD Members Dropped	YTD Net Growth	YTD Net Growth%	Member Count 12 Months Ago	Avg. length of service for dropped members	Months Since Last MMR ***	Yrs. Since Last Officer Report	President Rotation	Vice President Reported ****	Months Since Last Activity Report ***	Account Balance	Donations for current Fiscal Year	
			Number of times on status quo within last two years	If below 15 members appears					If net loss is greater than 20% appears			If no report in 3 months appears in	When more than one year appears in	Number of repeat terms	Notes the officers that do not have an active	If no report at 12 months appears in red		
Exc Award (06/30/2017)																		
52438	LAS VARAS	01/24/1992	Active	24	2	0	2	9.09%	22		10			P,S,T,M,VP SC	10		\$22.72	
Exc Award (06/30/2017)																		
15266	MANZANILLO	03/09/1954	Active	20	0	0	0	0.00%	20		1		5	P,S,T,M,VP SC	0		\$1,800.00	
88862	MANZANILLO LAS BRISAS	06/30/2005	Active	19	4	4	0	0.00%	19	5	0			P,S,T,M,VP SC	2		\$7.60	
Exc Award (06/30/2017)																		
49965	MASCOTA	11/15/1989	Active	68	5	1	4	6.25%	64	11	0			P,S,T,M,VP SC	1		\$5,616.00	
Exc Award (06/30/2016, 06/30/2017, 06/30/20)																		
15268	MORELIA	11/09/1946	Active	18	0	4	-4	-18.18%	22	6	4			P,S,T,M,VP SC	2		\$2,060.80	
Exc Award (06/30/2017, 06/30/2020, 06/30/20)																		
115773	MORELIA VASCO DE QUIROGA	01/11/2012	Active	21	13	12	1	5.00%	20	5	0			P,S,T,M,VP SC	1		\$214.72	
Exc Award (06/30/2017, 06/30/2018, 06/30/20)																		
15271	PATZCUARO	12/21/1973	Active	27	6	3	3	12.50%	24	8	0			P,S,T,M,VP SC	0		\$1,160.65	
Exc Award (06/30/2020, 06/30/2023)																		
85976	PIHUAMO	03/23/2005	Active	38	8	6	2	5.56%	36	8	1			P,S,T,M,VP SC	1			
Exc Award (06/30/2023)																		
52322	PITILLAL	12/19/1991	Active	39	10	6	4	11.43%	35	18	1		None	P,S,T,M,VP SC	0		\$1,008.52	
Exc Award (06/30/2020, 06/30/2023)																		
15274	PUERTO VALLARTA	01/01/1959	Active	31	12	28	-16	-34.04%	47	14	0			P,S,T,M,VP SC	0		\$2,626.00	
Exc Award (06/30/2016, 06/30/2017, 06/30/20)																		
29636	QUIROGA	07/15/1974	Active	11	0	0	0	0.00%	11		1		None	P,S,T,M,VP SC	11			
Exc Award (06/30/2023)																		
64366	SAHUAYO A C	06/15/2001	Active	38	0	0	0	0.00%	38		9		8	P,S,T,M,VP SC	4			
127371	San Sebastian del Oeste Jalisco	04/26/2016	Active	23	0	0	0	0.00%	23		1		3	P,S,T,M,VP SC	5			
Exc Award (06/30/2017)																		
119523	SANTIAGO	06/03/2013	Active	16	0	0	0	0.00%	16		25			P,S,T,M,VP SC	5		\$149.44	
Exc Award (06/30/2017, 06/30/2021)																		
15286	SAYULA	04/08/1951	Active	14	0	0	0	0.00%	14		25		2	P,S,T,M,VP SC	5			



Club Health Assessment for District B 4 through June 2025


			Status	Membership							Reports					Finance		LCIF
Club Number	Club Name	Charter Date		Current Member Count	YTD Members Added	YTD Members Dropped	YTD Net Growth	YTD Net Growth%	Member Count 12 Months Ago	Avg. length of service for dropped members	Months Since Last MMR ***	Yrs. Since Last Officer Report	President Rotation	Vice President Reported ****	Months Since Last Activity Report ***	Account Balance	Donations for current Fiscal Year	
			Number of times on status quo within last two years	If below 15 members appears				If net loss is greater than 20% appears			If no report in 3 months appears in	When more than one year appears in	Number of repeat terms	Notes the officers that do not have an active	If no report at 12 months appears in red			
149817	Talpa De Allende A.C.	02/07/2022	Active	15	0	0	0	0.00%	15		24		4	P,S,T,M,VP SC	5			
82913	TEOCALTICHE JALISCO	06/29/2004	Active(2)	17	0	0	0	0.00%	17		19		None	P,S,T,M,VP SC	10			
Exc Award (06/30/2017, 06/30/2020)																		
133860	Tepetongo	02/26/2018	Active(1)	22	1	3	-2	-8.33%	24	5	6		5	P,S,T,M,VP SC	4		\$40.00	
101315	TEPIC DE NERVO	02/19/2008	Active	20	1	3	-2	-9.09%	22	5	3			P,S,T,M,VP SC	0		\$40.00	
Exc Award (06/30/2017, 06/30/2018, 06/30/20)																		
126813	Tepic Rey Nayar	03/07/2016	Active	21	12	3	9	75.00%	12	11	0		2	P,S,T,M,VP SC	0		\$40.00	
Exc Award (06/30/2017)																		
75919	TOMATLAN	06/30/2003	Active	26	4	3	1	4.00%	25	4	0		3	P,S,T,M,VP SC	0		\$2,000.00	
Exc Award (06/30/2017, 06/30/2018, 06/30/20)																		
124301	Tomatlan Chalacatepec	03/06/2015	Active	31	7	5	2	6.90%	29	10	0			P,S,T,M,VP SC	0		\$68.00	
Exc Award (06/30/2016, 06/30/2017, 06/30/20)																		
141889	Tomatlan Fuerza Mujeres	06/26/2020	Active(1)	7	2	0	2	40.00%	5		3		3	P,S,T,M,VP SC	3			
51064	UNION DE TULA	11/21/1990	Active	13	6	0	6	85.71%	7		0		6	P,S,T,M,VP SC	2			
15303	URUAPAN MICHOACAN	03/13/1954	Active	52	15	12	3	6.12%	49	7	1			P,S,T,M,VP SC	0		\$10,308.00	
Exc Award (06/30/2020, 06/30/2023, 06/30/20)																		
31161	VILLA HIDALGO JAL	09/05/1975	Active	37	3	13	-10	-21.28%	47	10	3			P,S,T,M,VP SC	1		\$2,000.00	
Exc Award (06/30/2020, 06/30/2023, 06/30/20)																		
15306	YURECUARO	11/04/1948	Active	17	5	0	5	41.67%	12		4			P,S,T,M,VP SC	2		(\$962.00)	
Exc Award (06/30/2017)																		
143854	Zacatecas	05/27/2021	Active(1)	22	6	0	6	37.50%	16		0			P,S,T,M,VP SC	4		\$147.20	
149810	Zacatecas Centro	02/07/2022	Active	8	2	3	-1	-11.11%	9	2	1		4	P,S,T,M,VP SC	4			
Exc Award (06/30/2022)																		
49234	ZAPOTLAN	02/14/1989	Active	14	1	0	1	7.69%	13		0		2	P,S,T,M,VP SC	0		\$108.00	
Exc Award (06/30/2016)																		

Clubs Cancelled Previous Fiscal Year – Clubs Cancelled within last 12 months may be reinstated

Club Number	Club Name	Charter Date	Current Status*	Cancellation Date
-------------	-----------	--------------	-----------------	-------------------



Club Health Assessment for District B 4 through June 2025



Club Number	Club Name	Charter Date	Status	Membership							Reports					Finance		LCIF		
				Current Member Count	YTD Members Added	YTD Members Dropped	YTD Net Growth	YTD Net Growth%	Member Count 12 Months Ago	Avg. length of service for dropped members	Months Since Last MMR ***	Yrs. Since Last Officer Report	President Rotation	Vice President Reported ****	Months Since Last Activity Report ***	Account Balance	Donations for current Fiscal Year			
			Number of times on status quo within last two years	If below 15 members appears			If net loss is greater than 20% appears			If no report in 3 months appears in		When more than one year appears in	Number of repeat terms	Notes the officers that do not have an active		If no report at 12 months appears in red				
119054	BARRA DE NAVIDAD MELAQUE	03/28/2013	Cancelled(6*)	12/29/2023																
152704	El Salto y Juanacatlan	10/03/2022	Cancelled(8*)	06/29/2024																
107284	TECOMAN A.C.	01/18/2010	Cancelled(6*)	04/29/2024																
153001	Tepic del Sol	11/15/2022	Cancelled(8*)	06/29/2024																
Current Total Clubs Count	YTD New Clubs Count	YTD Cancelled Clubs Count	YTD Net Club Gain	Current Total Members Count	YTD Add	YTD Drop	YTD Net Growth	YTD Net Growth %	Member Count 12 Months Ago	Average Member Count Per Club	% of Clubs with less than 20 members	% No MMR in 3 Months	% No Officer Report in 12 Months	% of Clubs with balance 90+ days	Number of Clubs in Status Quo	% Status Quo Clubs in Financial Suspension	Number of Cancelled Clubs	Average Cancelled Club Age	Members Lost Due to Cancellation	% of Clubs Cancelled for Non-Financial Reasons
64	13	0	13	1,699	539	159	380	28.81%	1,319	27	30%	30%	0%	0%	0	0%	0	0	0	0%

* - P - Priority Club. Cancellation Reasons: 1-Objectives/conduct, 2-Non-active club, 5-Non-existing club, 6-Disbanding, 7-Merger, 8-Financial Suspension, 9-District/Multiple District Dues.

** - Abbreviation: P-President, S-Secretary, T-Treasurer, M-Member Chairperson, VP-First Vice President, MC-Communications Chairperson, SC-Service Chairperson

*** - Abbreviation: N/R - Never reported using the Lions Clubs website, N/A - Not applicable, No password registered for the Lions Clubs website.

**** - Abbreviation: N - New, IP - Immediate Past, R - Repeat.



Club Health Assessment for District B 5 through June 2025

			Status	Membership						Reports					Finance		LCIF
Club Number	Club Name	Charter Date		Current Member Count	YTD Members Added	YTD Members Dropped	YTD Net Growth	YTD Net Growth%	Member Count 12 Months Ago	Avg. length of service for dropped members	Months Since Last MMR ***	Yrs. Since Last Officer Report	President Rotation	Vice President Reported ****	Months Since Last Activity Report ***	Account Balance	Donations for current Fiscal Year
			Number of times on status quo within last two years	If below 15 members appears				If net loss is greater than 20% appears			If no report in 3 months appears in	When more than one year appears in	Number of repeat terms	Notes the officers that do not have an active	If no report at 12 months appears in red		
Clubs less than two years old																	
171729	Moroleon Quetzales	05/28/2024	Active	9	1	12	-11	-55.00%	20	1	0			P,S,T,M,VP SC	N/R		
180223	Rincón de Romos AC	06/13/2025	Newly Chartered	20	20	0	20	100.00%	0		0			P,S,T,M,VP SC	N/R		
179685	San Luis de la Paz Engranages de Amor	11/26/2024	Active	25	26	1	25	100.00%	0	1	1			P,S,T,M,VP SC	1		
156408	Tarandacuao	10/20/2023	Cancelled(8*)	0	0	28	-28	-100.00%	28	2	0		None	P,S,T,M,VP SC	6	90+ Days	
Clubs more than two years old																	
65079	ACAMBARO A C	03/01/2002	Active(1)	23	1	4	-3	-11.54%	26	10	1			P,S,T,M,VP SC	0		\$1,060.00
	Exc Award (06/30/2018, 06/30/2019, 06/30/20																
15313	AGUASCALIENTES	11/11/1943	Active(1)	8	2	0	2	33.33%	6		1			P,S,T,M,VP SC	6		
	Exc Award (06/30/2016, 06/30/2017, 06/30/20																
149213	Aguascalientes Hidrocalido AC	12/09/2021	Active	20	5	6	-1	-4.76%	21	3	0			P,S,T,M,VP SC	0		\$3,472.40
	Exc Award (06/30/2024)																
15315	AMEALCO	09/10/1970	Active(1)	21	0	0	0	0.00%	21		14			P,S,T,M,VP SC	13	90+ Days	\$160.00
	Exc Award (06/30/2017, 06/30/2022, 06/30/20																
15317	CALVILLO	12/10/1956	Active	22	2	0	2	10.00%	20		11		3	P,S,T,M,VP SC	0		\$220.00
	Exc Award (06/30/2017, 06/30/2023, 06/30/20																
15319	CELAYA	11/05/1946	Active	13	0	3	-3	-18.75%	16	4	0		5	P,S,T,M,VP SC	1		\$30.33
	Exc Award (06/30/2017, 06/30/2023, 06/30/20																
48494	CELAYA CENTRO	04/28/1988	Active	17	0	2	-2	-10.53%	19	3	2			P,S,T,M,VP SC	0		
	Exc Award (06/30/2018, 06/30/2021, 06/30/20																
60533	CELAYA NUEVO ZALAYA	03/20/1998	Active	13	3	6	-3	-18.75%	16	9	0			P,S,T,M,VP SC	3		\$60.00
	Exc Award (06/30/2017, 06/30/2018, 06/30/20																
150597	Ciegos de Mexico	04/25/2022	Cancelled(8*)	0	0	7	-7	-100.00%	7	3	0		None	P,S,T,M,VP SC	18	90+ Days	
101152	CORREGIDORA DE QUERETARO	02/07/2008	Active	17	3	1	2	13.33%	15	12	0		2	P,S,T,M,VP SC	7	90+ Days	\$40.00
	Exc Award (06/30/2016, 06/30/2019, 06/30/20																
15329	GUANAJUATO	08/12/1946	Active	23	4	2	2	9.52%	21	11	0			P,S,T,M,VP SC	1		\$120.66
	Exc Award (06/30/2017)																



Club Health Assessment for District B 5 through June 2025

			Status	Membership							Reports					Finance	LCIF
Club Number	Club Name	Charter Date		Current Member Count	YTD Members Added	YTD Members Dropped	YTD Net Growth	YTD Net Growth%	Member Count 12 Months Ago	Avg. length of service for dropped members	Months Since Last MMR ***	Yrs. Since Last Officer Report	President Rotation	Vice President Reported ****	Months Since Last Activity Report ***	Account Balance	Donations for current Fiscal Year
			Number of times on status quo within last two years	If below 15 members appears				If net loss is greater than 20% appears			If no report in 3 months appears in	When more than one year appears in	Number of repeat terms	Notes the officers that do not have an active	If no report at 12 months appears in red		
130219	Guanajuato Mujeres del Centenario Exc Award (06/30/2019, 06/30/2023, 06/30/20)	03/08/2017	Active	14	9	7	2	16.67%	12	1	0		3	P,S,T,M,VP SC	0		\$40.00
115526	HUANIMARO, A.C.	11/15/2011	Active	7	0	0	0	0.00%	7		18	1	None	P,S,T,M,VP SC	24	90+ Days	
15330	IRAPUATO Exc Award (06/30/2018, 06/30/2023)	10/10/1946	Active(1)	9	0	5	-5	-35.71%	14	10	9			P,S,T,M,VP SC	3		
129054	Jerecuaro Centenario Exc Award (06/30/2017, 06/30/2020)	10/25/2016	Active	20	0	1	-1	-4.76%	21	9	0			P,S,T,M,VP SC	3		\$1,000.00
15333	LEON Exc Award (06/30/2017, 06/30/2018, 06/30/20)	01/25/1944	Active	23	2	0	2	9.52%	21		2			P,S,T,M,VP SC	0		\$100.00
136566	León Mundo Incluyente Exc Award (06/30/2023)	10/25/2018	Active	17	3	0	3	21.43%	14		0		7	P,S,T,M,VP SC	4		\$1,290.00
15334	LEON ORIENTE Exc Award (06/30/2017, 06/30/2018, 06/30/20)	01/26/1969	Active	24	3	0	3	14.29%	21		0			P,S,T,M,VP SC	0		\$320.00
15060	LORETO	01/23/1956	Active(1)	16	0	2	-2	-11.11%	18	4	2			P,S,T,M,VP SC	0		\$100.00
88466	LORETO RENACIMIENTO Exc Award (06/30/2018, 06/30/2023)	05/27/2005	Active	29	6	4	2	7.41%	27	5	0			P,S,T,M,VP SC	12	90+ Days	
97311	MOROLEON A.C. Exc Award (06/30/2017, 06/30/2018, 06/30/20)	06/15/2006	Active(1)	32	1	7	-6	-15.79%	38	12	0			P,S,T,M,VP SC	0		\$2,100.00
153170	Nochistlán Identidad Caxcana	05/05/2023	Active	13	0	7	-7	-35.00%	20	4	0		None	P,S,T,M,VP SC	13		
15339	PENJAMO Exc Award (06/30/2017, 06/30/2023)	11/15/1946	Active(1)	13	0	0	0	0.00%	13		14		8	P,S,T,M,VP SC	4		\$80.00
30595	PURISIMA DE BUSTOS Exc Award (06/30/2018)	04/17/1975	Active(1)	21	1	5	-4	-16.00%	25	12	1		2	P,S,T,M,VP SC	0		\$180.00
15340	QUERETARO Exc Award (06/30/2017, 06/30/2021, 06/30/20)	03/04/1947	Active(1)	29	14	4	10	52.63%	20	2	1			P,S,T,M,VP SC	0		\$605.17
129506	Queretaro Centenario Exc Award (06/30/2018)	12/07/2016	Active(1)	15	0	1	-1	-6.25%	16	8	3		5	P,S,T,M,VP SC	11	90+ Days	\$61.70
66719	QUERETARO NUEVA ERA	10/29/2002	Active(1)	6	0	1	-1	-14.29%	7	7	6			P,S,T,M,VP SC	14		\$40.00



Club Health Assessment for District B 5 through June 2025

			Status	Membership							Reports					Finance		LCIF
Club Number	Club Name	Charter Date		Current Member Count	YTD Members Added	YTD Members Dropped	YTD Net Growth	YTD Net Growth%	Member Count 12 Months Ago	Avg. length of service for dropped members	Months Since Last MMR ***	Yrs. Since Last Officer Report	President Rotation	Vice President Reported ****	Months Since Last Activity Report ***	Account Balance	Donations for current Fiscal Year	
			Number of times on status quo within last two years	If below 15 members appears				If net loss is greater than 20% appears			If no report in 3 months appears in	When more than one year appears in	Number of repeat terms	Notes the officers that do not have an active	If no report at 12 months appears in red			
Exc Award (06/30/2017, 06/30/2023)																		
119501	RINCON DE ROMOS LIDERES	05/30/2013	Active(1)	9	4	0	4	80.00%	5		4		2	P,S,T,M,VP SC	11			
Exc Award (06/30/2016)																		
15344	SALAMANCA	04/07/1947	Active	49	1	1	0	0.00%	49	1	0			P,S,T,M,VP SC	0		\$2,145.17	
Exc Award (06/30/2016, 06/30/2017, 06/30/2020)																		
106009	SALAMANCA CORAZON DE MEXICO	06/25/2009	Active	10	1	0	1	11.11%	9		10			P,S,T,M,VP SC	0		\$20.00	
Exc Award (06/30/2017, 06/30/2022, 06/30/2024)																		
140181	San Diego de la Unión	11/21/2019	Active	5	0	5	-5	-50.00%	10	4	9		None	P,S,T,M,VP SC	2		\$40.00	
Exc Award (06/30/2021)																		
44294	SAN FELIPE NORTE	10/01/1984	Active	16	0	3	-3	-15.79%	19	18	0			P,S,T,M,VP SC	5			
Exc Award (06/30/2024)																		
15349	SAN FRANCISCO DEL RINCON	11/29/1946	Active	20	0	11	-11	-35.48%	31	14	0		2	P,S,T,M,VP SC	2		\$1,040.00	
Exc Award (06/30/2017, 06/30/2019, 06/30/2020)																		
63318	SAN FRANCISCO TERCER MILENIO	06/19/2000	Active	32	6	3	3	10.34%	29	6	0			P,S,T,M,VP SC	0		\$220.00	
Exc Award (06/30/2017, 06/30/2018, 06/30/2020)																		
15351	SAN LUIS DE LA PAZ	05/27/1950	Active	33	0	9	-9	-21.43%	42	12	0		5	P,S,T,M,VP SC	19	90+ Days		
Exc Award (06/30/2016, 06/30/2017, 06/30/2020)																		
130530	Santa Cruz Juventino Rosas del Centenario	05/02/2017	Active(1)	20	0	0	0	0.00%	20		14		7	P,S,T,M,VP SC	5	90+ Days	\$20.00	
149091	Silao de la Victoria	12/31/2021	Cancelled(8*)	0	0	8	-8	-100.00%	8	3	0	1	None	P,S,T,M,VP SC	22	90+ Days	\$20.00	
141012	Tequisquiapan	04/28/2020	Cancelled(8*)	0	0	24	-24	-100.00%	24	3	0		None	P,S,T,M,VP SC	22	90+ Days		
126219	Universitario de Leon	11/19/2015	Active(1)	15	12	10	2	15.38%	13	3	0		3	P,S,T,M,VP SC	3	90+ Days		
121540	Universitario de Moreleon	04/02/2014	Active(2)	1	1	10	-9	-90.00%	10	7	0		None	P,S,T,M,VP SC	7	90+ Days		
Exc Award (06/30/2017, 06/30/2018, 06/30/2020)																		
110969	UNIVERSITARIO DE QUERÉTARO	04/29/2011	Cancelled(8*)	0	0	10	-10	-100.00%	10	12	0		None	P,S,T,M,VP SC	24+	90+ Days	\$20.00	
Exc Award (06/30/2018)																		
106578	UNIVERSITARIO HURIATA DE URIANGATO	09/14/2009	Active	6	0	3	-3	-33.33%	9	4	0		2	P,S,T,M,VP SC	4			
Exc Award (06/30/2016, 06/30/2017, 06/30/2020)																		



Club Health Assessment for District B 5 through June 2025

					Membership										Reports				Finance		LCIF
Club Number	Club Name	Charter Date			Current Member Count	YTD Members Added	YTD Members Dropped	YTD Net Growth	YTD Net Growth%	Member Count 12 Months Ago	Avg. length of service for dropped members	Months Since Last MMR ***	Yrs. Since Last Officer Report	President Rotation	Vice President Reported ****	Months Since Last Activity Report ***	Account Balance	Donations for current Fiscal Year			
			Number of times on status quo within last two years		If below 15 members appears				If net loss is greater than 20% appears			If no report in 3 months appears in	When more than one year appears in	Number of repeat terms	Notes the officers that do not have an active	If no report at 12 months appears in red					
65308	URIANGATO AC	05/02/2002	Active		38	3	11	-8	-17.39%	46	4	0			P,S,T,M,VP SC	0		\$160.00			
	Exc Award (06/30/2016, 06/30/2017, 06/30/2020)																				
141514	Uriangato por la Educacion	04/28/2020	Active(2)		5	3	4	-1	-16.67%	6	2	0			P,S,T,M,VP SC	0	90+ Days	\$25.00			
	Exc Award (06/30/2021)																				
15358	VALLE DE SANTIAGO	11/01/1948	Active		28	0	2	-2	-6.67%	30	20	0			P,S,T,M,VP SC	1					
	Exc Award (06/30/2018, 06/30/2023)																				
Current Total Clubs Count	YTD New Clubs Count	YTD Cancelled Clubs Count	YTD Net Club Gain	Current Total Members Count	YTD Add	YTD Drop	YTD Net Growth	YTD Net Growth %	Member Count 12 Months Ago	Average Member Count Per Club	% of Clubs with less than 20 members	% No MMR in 3 Months	% No Officer Report in 12 Months	% of Clubs with balance 90+ days	Number of Clubs in Status Quo	% Status Quo Clubs in Financial Suspension	Number of Cancelled Clubs	Average Cancelled Club Age	Members Lost Due to Cancellation	% of Clubs Cancelled for Non-Financial Reasons	
44	2	5	-3	806	137	230	-93	-10.34%	900	18	52%	25%	2%	23%	0	0%	5	6	77	0%	

* - P - Priority Club. Cancellation Reasons: 1-Objectives/conduct, 2-Non-active club, 5-Non-existing club, 6-Disbanding, 7-Merger, 8-Financial Suspension, 9-District/Multiple District Dues.

** - Abbreviation: P-President, S-Secretary, T-Treasurer, M-Member Chairperson, VP-First Vice President, MC-Communications Chairperson, SC-Service Chairperson

*** - Abbreviation: N/R - Never reported using the Lions Clubs website, N/A - Not applicable, No password registered for the Lions Clubs website.

**** - Abbreviation: N - New, IP - Immediate Past, R - Repeat.



Club Health Assessment for District B 6 through June 2025

			Status	Membership							Reports					Finance		LCIF
Club Number	Club Name	Charter Date		Current Member Count	YTD Members Added	YTD Members Dropped	YTD Net Growth	YTD Net Growth%	Member Count 12 Months Ago	Avg. length of service for dropped members	Months Since Last MMR ***	Yrs. Since Last Officer Report	President Rotation	Vice President Reported ****	Months Since Last Activity Report ***	Account Balance	Donations for current Fiscal Year	
			Number of times on status quo within last two years	If below 15 members appears				If net loss is greater than 20% appears			If no report in 3 months appears in	When more than one year appears in	Number of repeat terms	Notes the officers that do not have an active	If no report at 12 months appears in red			
Clubs less than two years old																		
171535	Huetamo	07/01/2024	Active(1)	17	22	5	17	100.00%	0	0	6			P,S,T,M,VP SC	2			
172309	Mexico Centro	09/09/2024	Active	20	22	2	20	100.00%	0	1	1			P,S,T,M,VP SC	2		\$50.00	
181747	Puebla A. C.	06/23/2025	Newly Chartered	20	20	0	20	100.00%	0		0			P,S,T,M,VP SC	N/R			
178053	Tepetzotlan	10/25/2024	Cancelled(8*)	0	20	20	0	0.00%	0	0	0		None	P,S,T,M,VP SC	6	90+ Days		
Clubs more than two years old																		
15361	ACAPULCO	01/10/1943	Active	19	0	0	0	0.00%	19		10		9	P,S,T,M,VP SC	7			
15362	ACTOPAN	07/27/1956	Cancelled(8*)	0	0	15	-15	-100.00%	15	18	0	1	None	P,S,T,M,VP SC	2	90+ Days		
58293	ALVARO OBREGON	05/23/1996	Active	17	0	1	-1	-5.56%	18	1	2			P,S,T,M,VP SC	0		\$20.00	
Exc Award (06/30/2020, 06/30/2024)																		
30823	AMECAMECA	05/29/1975	Active(1)	7	5	2	3	75.00%	4	6	5		None	P,S,T,M,VP SC	2			
Exc Award (06/30/2018)																		
68768	ATLACOMULCO	05/15/2003	Active	22	0	5	-5	-18.52%	27	10	0			P,S,T,M,VP SC	0		\$1,000.00	
Exc Award (06/30/2016, 06/30/2017, 06/30/2020)																		
15373	CHALCO	10/20/1955	Active	11	3	7	-4	-26.67%	15	5	0			P,S,T,M,VP SC	7			
Exc Award (06/30/2020)																		
77320	CIUDAD ALTAMIRANO	06/20/2003	Active	27	1	1	0	0.00%	27	1	7			P,S,T,M,VP SC	0		\$1,000.00	
99336	CIUDAD SATELITE ANIMO	05/09/2007	Active	8	0	0	0	0.00%	8		2			P,S,T,M,VP SC	5		\$1,000.00	
34523	CLAVERIA	10/18/1977	Active	24	0	5	-5	-17.24%	29	4	7			P,S,T,M,VP SC	0		\$200.00	
Exc Award (06/30/2024)																		
15381	COYOACAN	03/12/1958	Active	25	0	0	0	0.00%	25		1			P,S,T,M,VP SC	0		\$120.00	
15384	CUAUTITLAN	09/23/1949	Active	17	0	3	-3	-15.00%	20	3	0			P,S,T,M,VP SC	8		\$1,320.00	
Exc Award (06/30/2018)																		
111300	CUAUTITLAN IZC SILVIA DOMINGUEZ DE GARCIA	06/09/2011	Active(2)	7	1	6	-5	-41.67%	12	7	0		None	P,S,T,M,VP SC	2		\$1,000.00	
15385	CUAUTLA	11/28/1946	Active(2)	6	8	9	-1	-14.29%	7	12	5			P,S,T,M,VP SC	2			
47351	CUERNAVACA	05/22/1987	Active	15	1	0	1	7.14%	14		1			P,S,T,M,VP SC	2			



Club Health Assessment for District B 6 through June 2025

			Status	Membership							Reports					Finance		LCIF
Club Number	Club Name	Charter Date		Current Member Count	YTD Members Added	YTD Members Dropped	YTD Net Growth	YTD Net Growth%	Member Count 12 Months Ago	Avg. length of service for dropped members	Months Since Last MMR ***	Yrs. Since Last Officer Report	President Rotation	Vice President Reported ****	Months Since Last Activity Report ***	Account Balance	Donations for current Fiscal Year	
			Number of times on status quo within last two years	If below 15 members appears				If net loss is greater than 20% appears			If no report in 3 months appears in	When more than one year appears in	Number of repeat terms	Notes the officers that do not have an active	If no report at 12 months appears in red			
Exc Award (06/30/2018)																		
143085	Cuernavaca Forza	09/29/2020	Active	28	9	7	2	7.69%	26	4	0			P,S,T,M,VP SC	0		\$1,000.00	
66667	HUAMANTLA	09/30/2002	Active(3)	11	0	0	0	0.00%	11		12		None	P,S,T,M,VP SC	2			
15391	IXMIQUILPAN	12/14/1954	Active	10	0	0	0	0.00%	10		14			P,S,T,M,VP SC	8		\$2,000.00	
15392	IXTACALCO	03/02/1962	Active(1)	21	4	1	3	16.67%	18	0	3			P,S,T,M,VP SC	1	90+ Days		
Exc Award (06/30/2024)																		
151202	Jojutla de Juarez	06/15/2022	Active(1)	9	3	4	-1	-10.00%	10	1	1		None	P,S,T,M,VP SC	3			
15431	LA VILLA A C	11/27/1953	Active	18	4	0	4	28.57%	14		0			P,S,T,M,VP SC	1		\$5.17	
149015	Los Reyes La Paz	12/15/2021	Cancelled(8*)	0	22	22	0	0.00%	0	3	0		None	P,S,T,M,VP SC	2	90+ Days		
15397	MEXICO	03/20/1931	Active(2)	5	0	1	-1	-16.67%	6	30	6		7	P,S,T,M,VP SC	2			
52783	MEXICO 2000	04/02/1992	Active	25	9	6	3	13.64%	22	4	0		6	P,S,T,M,VP SC	4		\$1,000.00	
132282	Mexico Centenario	07/31/2017	Active	14	3	3	0	0.00%	14	1	0			P,S,T,M,VP SC	1			
Exc Award (06/30/2018, 06/30/2020, 06/30/20)																		
152818	Mexico Lindavista	10/18/2022	Active(1)	9	13	4	9	100.00%	0	2	1		3	P,S,T,M,VP SC	2			
122502	Mexico Suré	06/16/2014	Active(1)	5	8	11	-3	-37.50%	8	6	0			P,S,T,M,VP SC	0			
61175	NAUCALPAN TECAMACHALCO	10/14/1998	Active	22	0	0	0	0.00%	22		0		2	P,S,T,M,VP SC	0		\$1,000.00	
Exc Award (06/30/2020)																		
143612	Norte de Puebla 2020	11/19/2020	Active	12	7	21	-14	-53.85%	26	3	0		2	P,S,T,M,VP SC	8			
Exc Award (06/30/2022, 06/30/2024)																		
106238	NOVA ERA	08/11/2009	Active	12	13	17	-4	-25.00%	16	3	1		2	P,S,T,M,VP SC	1		\$1,000.00	
Exc Award (06/30/2016, 06/30/2017)																		
15402	PACHUCA	07/13/1944	Active	17	1	0	1	6.25%	16		8			P,S,T,M,VP SC	2			
Exc Award (06/30/2018)																		
65279	PROGRESO DE OBREGON	04/18/2002	Active(1)	12	5	0	5	71.43%	7		8			P,S,T,M,VP SC	2			
149967	Puebla de los Angeles	04/05/2022	Active	7	6	4	2	40.00%	5	3	0			P,S,T,M,VP SC	0			
148290	Rio Frio Ixtapaluca	09/13/2021	Cancelled(8*)	0	0	11	-11	-100.00%	11	3	5	2	None	P,S,T,M,VP SC	2	90+ Days		
64075	SAN MARTIN TEXMELUCAN	03/16/2001	Active(1)	32	13	1	12	60.00%	20	24	0			P,S,T,M,VP SC	1		\$100.00	



Club Health Assessment for District B 6 through June 2025

			Status	Membership							Reports					Finance		LCIF	
Club Number	Club Name	Charter Date		Current Member Count	YTD Members Added	YTD Members Dropped	YTD Net Growth	YTD Net Growth%	Member Count 12 Months Ago	Avg. length of service for dropped members	Months Since Last MMR ***	Yrs. Since Last Officer Report	President Rotation	Vice President Reported ****	Months Since Last Activity Report ***	Account Balance	Donations for current Fiscal Year		
			Number of times on status quo within last two years	If below 15 members appears					If net loss is greater than 20% appears					If no report in 3 months appears in	When more than one year repeat appears in	Number of repeat terms	Notes the officers that do not have an active	If no report at 12 months appears in red	
Exc Award (06/30/2016, 06/30/2018)																			
15418	TENANCINGO	10/30/1956	Active	20	2	2	0	0.00%	20	2	0				P,S,T,M,VP SC	1			
Exc Award (06/30/2018, 06/30/2022, 06/30/2024)																			
138288	Teoloyucan	06/24/2019	Active(1)	9	0	1	-1	-10.00%	10	1	6	1	None		P,S,T,M,VP SC	2	90+ Days		
15420	TEXCOCO	08/26/1966	Active	19	0	0	0	0.00%	19		0				P,S,T,M,VP SC	7			
Exc Award (06/30/2019, 06/30/2024)																			
15422	TLALNEPANTLA	11/17/1947	Active	13	5	13	-8	-38.10%	21	9	0				P,S,T,M,VP SC	5		\$1,306.19	
Exc Award (06/30/2017, 06/30/2019, 06/30/2020)																			
142475	Tlanchana de Metepec	07/31/2020	Cancelled(8*)	0	0	30	-30	-100.00%	30	4	6		None		P,S,T,M,VP SC	2	90+ Days		
15426	TOLUCA	05/29/1946	Active(2)	15	5	3	2	15.38%	13	35	0		3		P,S,T,M,VP SC	1			
15427	TULA DE ALLENDE	08/12/1952	Active	15	0	0	0	0.00%	15		12				P,S,T,M,VP SC	1			
Exc Award (06/30/2016)																			
15428	TULANCINGO	10/26/1944	Active	18	0	9	-9	-33.33%	27	5	0				P,S,T,M,VP SC	0		\$113.00	
Exc Award (06/30/2018, 06/30/2019, 06/30/2020)																			
15393	VENUSTIANO CARRANZA	05/04/1966	Active(1)	19	3	8	-5	-20.83%	24	5	0				P,S,T,M,VP SC	0			
Exc Award (06/30/2016, 06/30/2018)																			
15432	VILLA NICOLAS ROMERO	10/27/1955	Active(2)	7	0	0	0	0.00%	7		15				P,S,T,M,VP SC	5			
15433	XOCHIMILCO	09/25/1959	Active	7	0	0	0	0.00%	7		16		3		P,S,T,M,VP SC	2	90+ Days		
95911	XOCHIMILCO ACATONALLI AC	02/24/2006	Active	8	0	1	-1	-11.11%	9	19	7				P,S,T,M,VP SC	5			
15437	ZUMPANGO	03/20/1973	Active	97	7	1	6	6.59%	91	32	0		11		P,S,T,M,VP SC	0		\$1,000.00	

Clubs Cancelled Previous Fiscal Year – Clubs Cancelled within last 12 months may be reinstated

Club Number	Club Name	Charter Date	Current Status*	Cancellation Date
123771	Mexico-Valle de Mexico	12/08/2014	Cancelled(8*)	06/29/2024



Club Health Assessment for District B 6 through June 2025

Club Number			Club Name			Charter Date			Status					Membership					Reports					Finance		LCIF
									Current Member Count	YTD Members Added	YTD Members Dropped	YTD Net Growth	YTD Net Growth%	Member Count 12 Months Ago	Avg. length of service for dropped members	Months Since Last MMR ***	Yrs. Since Last Officer Report	President Rotation	Vice President Reported ****	Months Since Last Activity Report ***	Account Balance	Donations for current Fiscal Year				
									Number of times on status quo within last two years	If below 15 members appears			If net loss is greater than 20% appears			If no report in 3 months appears in			When more than one year appears in	Number of repeat terms	Notes the officers that do not have an active			If no report at 12 months appears in red		
Current Total Clubs Count	YTD New Clubs Count	YTD Cancelled Clubs Count	YTD Net Club Gain	Current Total Members Count	YTD Add	YTD Drop	YTD Net Growth	YTD Net Growth %	Member Count 12 Months Ago	Average Member Count Per Club	% of Clubs with less than 20 members	% No MMR in 3 Months	% No Officer Report in 12 Months	% of Clubs with balance 90+ days	Number of Clubs in Status Quo	% Status Quo Clubs in Financial Suspension	Number of Cancelled Clubs	Average Cancelled Club Age	Members Lost Due to Cancellation	% of Clubs Cancelled for Non-Financial Reasons						
46	4	5	-1	778	245	262	-17	-2.14%	795	17	72%	37%	2%	7%	0	0%	5	18	98	-20%						

* - P - Priority Club. Cancellation Reasons: 1-Objectives/conduct, 2-Non-active club, 5-Non-existing club, 6-Disbanding, 7-Merger, 8-Financial Suspension, 9-District/Multiple District Dues.

** - Abbreviation: P-President, S-Secretary, T-Treasurer, M-Member Chairperson, VP-First Vice President, MC-Communications Chairperson, SC-Service Chairperson

*** - Abbreviation: N/R - Never reported using the Lions Clubs website, N/A - Not applicable, No password registered for the Lions Clubs website.

**** - Abbreviation: N - New, IP - Immediate Past, R - Repeat.



Club Health Assessment for District B 7 through June 2025

			Status	Membership							Reports					Finance	LCIF
Club Number	Club Name	Charter Date		Current Member Count	YTD Members Added	YTD Members Dropped	YTD Net Growth	YTD Net Growth%	Member Count 12 Months Ago	Avg. length of service for dropped members	Months Since Last MMR ***	Yrs. Since Last Officer Report	President Rotation	Vice President Reported ****	Months Since Last Activity Report ***	Account Balance	Donations for current Fiscal Year
			Number of times on status quo within last two years	If below 15 members appears					If net loss is greater than 20% appears			If no report in 3 months appears in	When more than one year appears in	Number of repeat terms	Notes the officers that do not have appears in an active	If no report at 12 months red	
Clubs less than two years old																	
171564	Veracruz Boca del Rio Juntos Podemos	05/21/2024	Active	26	3	0	3	13.04%	23		1		2	P,S,T,M,VP SC	4		\$1,513.23
182941	Veracruz por la Inclusión	06/23/2025	Newly Chartered	20	20	0	20	100.00%	0		0			P,S,T,M,VP SC	N/R		
156245	Xalapa Salud y Vision	11/02/2023	Active	7	0	10	-10	-58.82%	17	3	3			P,S,T,M,VP SC	6		\$5.00
155165	Zacatlán Sierra Norte	07/25/2023	Status Quo(2)	11	0	4	-4	-26.67%	15	1	5		3	P,S,T,M,VP SC	16	90+ Days	\$10.00
Clubs more than two years old																	
15438	ACAYUCAN Exc Award (06/30/2018)	12/28/1954	Active(1)	43	1	3	-2	-4.44%	45	16	6			P,S,T,M,VP SC	6		\$284.00
15441	ALAMO Exc Award (06/30/2016)	01/11/1955	Active	17	5	0	5	41.67%	12		0			P,S,T,M,VP SC	1		\$72.00
130970	Alvarado Generosa Exc Award (06/30/2022, 06/30/2024)	05/17/2017	Active	21	1	4	-3	-12.50%	24	5	0			P,S,T,M,VP SC	0		\$64.00
143821	Apizaco Nosotros Servimos	12/28/2020	Active(1)	23	1	1	0	0.00%	23	3	4			P,S,T,M,VP SC	1	90+ Days	\$263.00
15450	CERRO AZUL Exc Award (06/30/2017, 06/30/2022)	05/08/1954	Active	17	0	0	0	0.00%	17		11		2	P,S,T,M,VP SC	4		\$80.60
15509	CIUDAD XICOTEPEC DE JUAREZ Exc Award (06/30/2024)	09/06/1952	Active	24	3	3	0	0.00%	24	23	1			P,S,T,M,VP SC	4	90+ Days	\$692.00
15448	COATEPEC Exc Award (06/30/2023)	09/02/1973	Active	19	1	1	0	0.00%	19	4	0			P,S,T,M,VP SC	17		
132820	Coatzacoalcos Olmeca	11/07/2017	Active(2)	15	1	0	1	7.14%	14		5		2	P,S,T,M,VP SC	5		\$12.00
137948	Coatzacoalcos Uniendo Voluntades Exc Award (06/30/2022)	04/09/2019	Active	10	0	5	-5	-33.33%	15	5	1			P,S,T,M,VP SC	0		\$2,069.00
15451	CORDOBA	02/07/1942	Active(3)	13	0	7	-7	-35.00%	20	7	9		3	P,S,T,M,VP SC	13		\$5.00
128073	Cordoba Helen Keller Exc Award (06/30/2022)	06/24/2016	Active	32	6	1	5	18.52%	27	1	4		6	P,S,T,M,VP SC	0		\$466.00
32614	CORDOBA NUEVO CORDOBA	07/09/1976	Active	8	0	0	0	0.00%	8		22		6	P,S,T,M,VP SC	22		\$5.00



Club Health Assessment for District B 7 through June 2025

			Status	Membership							Reports					Finance		LCIF
Club Number	Club Name	Charter Date		Current Member Count	YTD Members Added	YTD Members Dropped	YTD Net Growth	YTD Net Growth%	Member Count 12 Months Ago	Avg. length of service for dropped members	Months Since Last MMR ***	Yrs. Since Last Officer Report	President Rotation	Vice President Reported ****	Months Since Last Activity Report ***	Account Balance	Donations for current Fiscal Year	
			Number of times on status quo within last two years	If below 15 members appears				If net loss is greater than 20% appears			If no report in 3 months appears in	When more than one year appears in	Number of repeat terms	Notes the officers that do not have an active	If no report at 12 months red			
131173	Entabladero Gente Activa AC	06/07/2017	Active	17	1	3	-2	-10.53%	19	8	0			P,S,T,M,VP SC	0		\$33.00	
63306	HUAJUAPAN DE LEON	06/13/2000	Active	27	1	1	0	0.00%	27	5	1			P,S,T,M,VP SC	0		\$1,041.60	
126225	Huatusco Sinergia	11/18/2015	Active(1)	16	1	5	-4	-20.00%	20	9	0			P,S,T,M,VP SC	5		\$90.00	
	Exc Award (06/30/2016)																	
15459	HUAUCHINANGO	12/11/1954	Active(1)	31	0	0	0	0.00%	31		0			P,S,T,M,VP SC	1		\$88.00	
143855	Ixtaczoquitlan Amigos para Siempre	12/07/2020	Active	13	0	6	-6	-31.58%	19	3	6			P,S,T,M,VP SC	10		\$5.00	
	Exc Award (06/30/2022)																	
142441	Manzaneros Zacatlan	08/04/2020	Active(1)	19	0	0	0	0.00%	19		12			P,S,T,M,VP SC	12	90+ Days	\$1,079.00	
15468	MARTINEZ DE LA TORRE	01/27/1953	Active(1)	16	16	16	0	0.00%	16	13	1		2	P,S,T,M,VP SC	16		\$16.00	
	Exc Award (06/30/2016)																	
126993	Medellin Laguna	03/09/2016	Cancelled(8*)	0	0	13	-13	-100.00%	13	7	3		None	P,S,T,M,VP SC	23	90+ Days	\$20.00	
44737	NARANJOS NORTE	03/04/1985	Active	17	3	1	2	13.33%	15	2	0			P,S,T,M,VP SC	5		\$10.00	
15477	ORIZABA	10/25/1942	Cancelled(6*)	0	0	5	-5	-100.00%	5	13	5		None	P,S,T,M,VP SC	14		\$10.00	
61835	ORIZABA CITLALLI	04/28/1999	Active	5	1	3	-2	-28.57%	7	3	1			P,S,T,M,VP SC	1		\$8.00	
62405	ORIZABA HELENICAS	10/06/1999	Active	30	2	1	1	3.45%	29	7	4		11	P,S,T,M,VP SC	0		\$2,335.20	
	Exc Award (06/30/2016, 06/30/2020, 06/30/2023)																	
119067	ORIZABA PLUVIOSILLA	03/29/2013	Active	16	9	14	-5	-23.81%	22	7	5		None	P,S,T,M,VP SC	4		\$3,318.15	
	Exc Award (06/30/2017, 06/30/2020, 06/30/2023)																	
29637	ORIZABA PONIENTE	07/15/1974	Active	24	0	2	-2	-7.69%	26	17	2			P,S,T,M,VP SC	0		\$25.00	
	Exc Award (06/30/2016, 06/30/2023)																	
136066	Orizaba Valle	10/09/2018	Active	21	5	9	-4	-16.00%	25	4	1			P,S,T,M,VP SC	5		\$122.00	
92345	PAPANTLA TAJIN AC	12/19/2005	Active	15	2	0	2	15.38%	13		1			P,S,T,M,VP SC	2		\$1,065.00	
	Exc Award (06/30/2016)																	
15479	PEROTE	07/25/1952	Active	20	2	2	0	0.00%	20	35	2			P,S,T,M,VP SC	2		\$1,029.60	
150681	Perote Buena Voluntad	04/28/2022	Status Quo(4)	18	3	5	-2	-10.00%	20	1	2			P,S,T,M,VP SC	0	90+ Days		
15480	POZA RICA	11/30/1950	Active	33	3	2	1	3.13%	32	4	3			P,S,T,M,VP SC	0		\$79.60	
	Exc Award (06/30/2018, 06/30/2020, 06/30/2023)																	



Club Health Assessment for District B 7 through June 2025

			Status	Membership							Reports					Finance	LCIF
Club Number	Club Name	Charter Date		Current Member Count	YTD Members Added	YTD Members Dropped	YTD Net Growth	YTD Net Growth%	Member Count 12 Months Ago	Avg. length of service for dropped members	Months Since Last MMR ***	Yrs. Since Last Officer Report	President Rotation	Vice President Reported ****	Months Since Last Activity Report ***	Account Balance	Donations for current Fiscal Year
			Number of times on status quo within last two years	If below 15 members appears	If net loss is greater than 20% appears					If no report in 3 months appears in		When more than one year appears in	Number of repeat terms	Notes the officers that do not have an active	If no report at 12 months appears in red		
107599	POZA RICA BICENTENARIO A.C.	02/19/2010	Active	22	1	7	-6	-21.43%	28	4	0			P,S,T,M,VP SC	0		\$49.00
Exc Award (06/30/2018, 06/30/2020, 06/30/2022)																	
147597	Poza Rica Dejando Huella	07/16/2021	Active	29	6	6	0	0.00%	29	4	0			P,S,T,M,VP SC	0		\$129.00
129223	Poza Rica Innovación	10/21/2016	P- Cancelled(8*)	0	0	14	-14	-100.00%	14	7	3		None	P,S,T,M,VP SC	19	90+ Days	\$15.50
Exc Award (06/30/2017, 06/30/2021, 06/30/2022)																	
78640	POZA RICA MELVIN JONES	03/31/2004	Active	26	5	0	5	23.81%	21		2		2	P,S,T,M,VP SC	0		\$2,728.20
Exc Award (06/30/2016, 06/30/2017, 06/30/2022)																	
59789	POZA RICA SIGLO XXI	06/23/1997	Active	36	0	5	-5	-12.20%	41	13	3			P,S,T,M,VP SC	0		\$5,424.60
Exc Award (06/30/2016, 06/30/2017, 06/30/2022)																	
15488	SAN ANDRES TUXTLA	05/30/1944	Active	25	0	3	-3	-10.71%	28	13	6		2	P,S,T,M,VP SC	22		\$28.00
122618	San Rafael	06/24/2014	Active	5	0	0	0	0.00%	5		12			P,S,T,M,VP SC	22		\$5.00
65102	TEZIUTLAN	03/12/2002	Active	35	1	7	-6	-14.63%	41	3	0			P,S,T,M,VP SC	0		\$5,938.70
130972	Tlatlauquitepec	05/17/2017	Active	17	0	0	0	0.00%	17		9			P,S,T,M,VP SC	7		\$12.00
15504	TUXPAN VER	03/01/1947	Active(1)	25	3	1	2	8.70%	23	1	0			P,S,T,M,VP SC	4		\$25.00
Exc Award (06/30/2023)																	
133644	Ver. Sin Fronteras	01/25/2018	Active(2)	24	27	4	23	2300.00%	1	10	0			P,S,T,M,VP SC	0		\$408.60
15507	VERACRUZ	06/29/1934	Active	62	3	9	-6	-8.82%	68	26	1			P,S,T,M,VP SC	3		
Exc Award (06/30/2018, 06/30/2022)																	
127783	Veracruz Centenario	06/02/2016	Active	17	14	18	-4	-19.05%	21	8	0		4	P,S,T,M,VP SC	4		\$21.00
129607	Veracruz de Sabana Centenaric	12/20/2016	Active	18	54	57	-3	-14.29%	21	7	1			P,S,T,M,VP SC	0		\$141.00
Exc Award (06/30/2018)																	
142896	Veracruz Dejando Huella	09/17/2020	Active(2)	10	15	20	-5	-33.33%	15	5	0		2	P,S,T,M,VP SC	19	90+ Days	
145851	Veracruz Leon Arte	04/09/2021	Active(3)	3	0	1	-1	-25.00%	4	4	6		None	P,S,T,M,VP SC	14		
137220	Veracruz Nosotros Servimos	03/26/2019	Active	26	0	0	0	0.00%	26		0			P,S,T,M,VP SC	7		\$1,061.60
Exc Award (06/30/2021, 06/30/2023)																	
89530	VERACRUZ NUEVO MILENIO AC	10/31/2005	Active(1)	19	6	2	4	26.67%	15	2	2			P,S,T,M,VP SC	11		\$29.60
116310	VERACRUZ PUERTO	03/20/2012	Active(1)	18	18	0	18	100.00%	0		5			P,S,T,M,VP SC	19		\$93.00



Club Health Assessment for District B 7 through June 2025

			Status	Membership							Reports				Finance	LCIF	
Club Number	Club Name	Charter Date		Current Member Count	YTD Members Added	YTD Members Dropped	YTD Net Growth	YTD Net Growth%	Member Count 12 Months Ago	Avg. length of service for dropped members	Months Since Last MMR ***	Yrs. Since Last Officer Report	President Rotation	Vice President Reported ****	Months Since Last Activity Report ***	Account Balance	Donations for current Fiscal Year
			Number of times on status quo within last two years	If below 15 members appears			If net loss is greater than 20% appears				If no report in 3 months appears in	When more than one year repeat terms	Number of repeat	Notes the officers that do not have an active	If no report at 12 months appears in red		
Exc Award (06/30/2023)																	
40623	XALAPA DE LAS FLORES	12/10/1981	Active	13	0	1	-1	-7.14%	14	16	0			P,S,T,M,VP SC	0		
66748	ZACATLAN	10/31/2002	Active(1)	19	2	5	-3	-13.64%	22	3	1			P,S,T,M,VP SC	6		\$60.00
Exc Award (06/30/2020)																	

Clubs Cancelled Previous Fiscal Year – Clubs Cancelled within last 12 months may be reinstated

Club Number	Club Name	Charter Date	Current Status*	Cancellation Date
144521	Piedras Negras Veracruz	12/28/2020	Cancelled(8*)	12/29/2023

Current Total Clubs Count	YTD New Clubs Count	YTD Cancelled Clubs Count	YTD Net Club Gain	Current Total Members Count	YTD Add	YTD Drop	YTD Net Growth	YTD Net Growth %	Member Count 12 Months Ago	Average Member Count Per Club	% of Clubs with less than 20 members	% No MMR in 3 Months	% No Officer Report in 12 Months	% of Clubs with balance 90+ days	Number of Clubs in Status Quo	% Status Quo Clubs in Financial Suspension	Number of Cancelled Clubs	Average Cancelled Club Age	Members Lost Due to Cancellation	% of Clubs Cancelled for Non-Financial Reasons
53	1	3	-2	1,093	246	287	-41	-3.62%	1,135	21	55%	38%	0%	11%	2	100%	3	34	32	0%

* - P - Priority Club. Cancellation Reasons: 1-Objectives/conduct, 2-Non-active club, 5-Non-existing club, 6-Disbanding, 7-Merger, 8-Financial Suspension, 9-District/Multiple District Dues.
** - Abbreviation: P-President, S-Secretary, T-Treasurer, M-Member Chairperson, VP-First Vice President, MC-Communications Chairperson, SC-Service Chairperson
*** - Abbreviation: N/R - Never reported using the Lions Clubs website, N/A - Not applicable, No password registered for the Lions Clubs website.
**** - Abbreviation: N - New, IP - Immediate Past, R - Repeat.



Club Health Assessment for District B 8 through June 2025

			Status	Membership							Reports					Finance		LCIF
Club Number	Club Name	Charter Date		Current Member Count	YTD Members Added	YTD Members Dropped	YTD Net Growth	YTD Net Growth%	Member Count 12 Months Ago	Avg. length of service for dropped members	Months Since Last MMR ***	Yrs. Since Last Officer Report	President Rotation	Vice President Reported ****	Months Since Last Activity Report ***	Account Balance	Donations for current Fiscal Year	
			Number of times on status quo within last two years	If below 15 members appears					If net loss is greater than 20% appears			If no report in 3 months appears in	When more than one year appears in	Number of repeat terms	Notes the officers that do not have an active	If no report at 12 months appears in red		
Clubs more than two years old																		
15513	ARRIAGA	12/05/1952	Active(1)	30	14	0	14	87.50%	16		1		8	P,S,T,M,VP SC	2		\$1,440.00	
15516	CAMPECHE	05/22/1954	Active	33	17	4	13	65.00%	20	5	0			P,S,T,M,VP SC	1		\$1,160.00	
Exc Award (06/30/2017, 06/30/2022)																		
36722	CAMPECHE LAS PALMAS	03/20/1979	Active	24	4	5	-1	-4.00%	25	6	0			P,S,T,M,VP SC	0		\$25.00	
Exc Award (06/30/2021)																		
122201	Campeche Nueva Generacion	05/20/2014	Active	20	10	7	3	17.65%	17	10	0			P,S,T,M,VP SC	0		\$130.00	
142994	Campeche Peninsular	09/18/2020	Active	11	2	0	2	22.22%	9		2			P,S,T,M,VP SC	2		\$20.00	
152590	Cancún Portamedik Cruz Blanca	10/10/2022	Active(2)	15	16	1	15	100.00%	0	0	0		3	P,S,T,M,VP SC	23			
67053	CHETUMAL A C	12/30/2002	Active	24	2	6	-4	-14.29%	28	10	1			P,S,T,M,VP SC	9		\$100.00	
Exc Award (06/30/2022)																		
15521	CHIAPA DE CORZO	11/19/1951	Active	14	1	2	-1	-6.67%	15	4	0			P,S,T,M,VP SC	10			
Exc Award (06/30/2017, 06/30/2021, 06/30/2022)																		
78515	CHIAPA DE CORZO NANDANILU	03/15/2004	Active(1)	5	0	0	0	0.00%	5		19		None	P,S,T,M,VP SC	2			
60303	CHIAPA DE CORZO SOCTON	01/15/1998	Active	31	5	2	3	10.71%	28	5	1			P,S,T,M,VP SC	0		\$1,328.28	
Exc Award (06/30/2020, 06/30/2022, 06/30/2023)																		
15445	CIUDAD IXTEPEC	01/21/1957	Active	19	3	0	3	18.75%	16		1		2	P,S,T,M,VP SC	2		\$180.00	
Exc Award (06/30/2018, 06/30/2020)																		
125445	HUATULCO	09/24/2015	Active	23	6	3	3	15.00%	20	5	0			P,S,T,M,VP SC	0		\$1,220.00	
Exc Award (06/30/2021, 06/30/2022)																		
64764	JUCHITAN NUEVO MILENIO	11/02/2001	Active	50	8	2	6	13.64%	44	14	3			P,S,T,M,VP SC	1		\$300.00	
Exc Award (06/30/2018, 06/30/2019, 06/30/2020)																		
15543	MAYAB	01/28/1971	Active	14	3	0	3	27.27%	11		10		6	P,S,T,M,VP SC	3			
15544	MERIDA	04/01/1937	Active	42	6	5	1	2.44%	41	4	0			P,S,T,M,VP SC	0		\$584.11	
Exc Award (06/30/2018, 06/30/2021, 06/30/2022)																		
150524	Mérida Ceredil	04/13/2022	Active(1)	11	1	0	1	10.00%	10		8		3	P,S,T,M,VP SC	5			
97145	MERIDA ITZIMNAAC	05/17/2006	Active(1)	14	1	0	1	7.69%	13		1		4	P,S,T,M,VP SC	1			




Club Health Assessment for District B 8 through June 2025

			Status	Membership							Reports					Finance		LCIF
Club Number	Club Name	Charter Date		Current Member Count	YTD Members Added	YTD Members Dropped	YTD Net Growth	YTD Net Growth%	Member Count 12 Months Ago	Avg. length of service for dropped members	Months Since Last MMR ***	Yrs. Since Last Officer Report	President Rotation	Vice President Reported ****	Months Since Last Activity Report ***	Account Balance	Donations for current Fiscal Year	
			Number of times on status quo within last two years	If below 15 members appears				If net loss is greater than 20% appears			If no report in 3 months appears in	When more than one year appears in	Number of repeat terms	Notes the officers that do not have an active	If no report at 12 months appears in red			
126545	Miahuatlan	02/26/2016	Active	19	1	8	-7	-26.92%	26	3	0		None	P,S,T,M,VP SC	0		\$40.00	
	Exc Award (06/30/2022, 06/30/2023, 06/30/2024)																	
59214	OAXACA	03/07/1997	Active	28	1	6	-5	-15.15%	33	10	0			P,S,T,M,VP SC	0		\$350.00	
	Exc Award (06/30/2022, 06/30/2023, 06/30/2024)																	
15548	OCOZINGO	02/02/1960	Active	28	11	5	6	27.27%	22	25	0			P,S,T,M,VP SC	0		\$22,105.17	
15553	PROGRESO	09/11/1953	Active(1)	5	0	0	0	0.00%	5		21		4	P,S,T,M,VP SC	1			
136230	Quintana Roo Golondrinas	09/07/2018	Active	32	21	8	13	68.42%	19	6	0			P,S,T,M,VP SC	0		\$115.00	
	Exc Award (06/30/2021)																	
15487	SALINA CRUZ	06/07/1955	Active	17	3	0	3	21.43%	14		0			P,S,T,M,VP SC	1		\$25.00	
	Exc Award (06/30/2016, 06/30/2017, 06/30/2024)																	
15556	SAN CRISTOBAL L C	02/16/1952	Active	26	3	0	3	13.04%	23		1			P,S,T,M,VP SC	0		\$227.50	
	Exc Award (06/30/2017, 06/30/2018, 06/30/2024)																	
135009	San Cristobal Nuevo Centenario	06/05/2018	Active	11	0	0	0	0.00%	11		15		3	P,S,T,M,VP SC	0		\$40.00	
	Exc Award (06/30/2024)																	
53397	TONALA CENTRO	06/15/1992	Active	19	6	1	5	35.71%	14	25	0			P,S,T,M,VP SC	0		\$401.00	
34526	TUXTLA CHICO	10/20/1977	Active	18	0	1	-1	-5.26%	19	17	0			P,S,T,M,VP SC	9			
15564	TUXTLA GUTIERREZ	02/07/1949	Active(1)	24	0	5	-5	-17.24%	29	7	1			P,S,T,M,VP SC	0		\$200.00	
	Exc Award (06/30/2018)																	
120925	Tuxtla Gutierrez Legado	12/10/2013	Active	11	2	0	2	22.22%	9		2		3	P,S,T,M,VP SC	8		\$550.00	
	Exc Award (06/30/2018, 06/30/2019, 06/30/2024)																	
52564	TUXTLA GUTIERREZ ORIENTE	02/25/1992	Active	10	2	6	-4	-28.57%	14	9	2			P,S,T,M,VP SC	10		\$40.00	
53966	VALLADOLID CIUDAD COLONIAL	01/07/1993	Active	20	1	0	1	5.26%	19		0			P,S,T,M,VP SC	2			
15568	VILLA FLORES	06/18/1953	Active	17	0	0	0	0.00%	17		23		None	P,S,T,M,VP SC	2			
15569	VILLAHERMOSA	11/06/1943	Active	20	4	1	3	17.65%	17	27	1			P,S,T,M,VP SC	0		\$20.00	
	Exc Award (06/30/2020)																	
137636	Villahermosa Tabasco AC	03/18/2019	Active(1)	15	0	2	-2	-11.76%	17	5	11		2	P,S,T,M,VP SC	10			



Club Health Assessment for District B 8 through June 2025

			Status	Membership						Reports				Finance	LCIF		
Club Number	Club Name	Charter Date		Current Member Count	YTD Members Added	YTD Members Dropped	YTD Net Growth	YTD Net Growth%	Member Count 12 Months Ago	Avg. length of service for members	Months Since Last MMR ***	Yrs. Since Last Officer Report	President Rotation	Vice President Reported ****	Months Since Last Activity Report ***	Account Balance	Donations for current Fiscal Year
			Number of times on status quo within last two years	If below 15 members appears				If net loss is greater than 20% appears			If no report in 3 months appears in	When more than one year appears in	Number of repeat terms	Notes the officers that do not have an active	If no report at 12 months appears in red		

Clubs Cancelled Previous Fiscal Year – Clubs Cancelled within last 12 months may be reinstated

Club Number	Club Name	Charter Date	Current Status*	Cancellation Date
145514	Cancun ACOVUQRO	04/23/2021	Cancelled(8*)	12/29/2023
146116	Cancun Estilistas	05/04/2021	Cancelled(8*)	12/29/2023
146033	Cancun Jóvenes del Caribe	05/07/2021	Cancelled(8*)	06/29/2024
144992	Cancun Mujeres del Mar Caribe	01/27/2021	Cancelled(8*)	06/29/2024
50317	CANCUN TURQUEZA	03/19/1990	Cancelled(8*)	01/29/2024
151068	Oaxaca Cusibani	06/09/2022	Cancelled(8*)	12/29/2023
146872	Puerto Morelos	06/22/2021	Cancelled(8*)	04/29/2024

Current Total Clubs Count	YTD New Clubs Count	YTD Cancelled Clubs Count	YTD Net Club Gain	Current Total Members Count	YTD Add	YTD Drop	YTD Net Growth	YTD Net Growth %	Member Count 12 Months Ago	Average Member Count Per Club	% of Clubs with less than 20 members	% No MMR in 3 Months	% No Officer Report in 12 Months	% of Clubs with balance 90+ days	Number of Clubs in Status Quo	% Status Quo Clubs in Financial Suspension	Number of Cancelled Clubs	Average Cancelled Club Age	Members Lost Due to Cancellation	% of Clubs Cancelled for Non-Financial Reasons
34	0	0	0	700	154	80	74	11.82%	626	21	53%	24%	0%	0%	0	0%	0	0	0	0%

* - P - Priority Club. Cancellation Reasons: 1-Objectives/conduct, 2-Non-active club, 5-Non-existing club, 6-Disbanding, 7-Merger, 8-Financial Suspension, 9-District/Multiple District Dues.
** - Abbreviation: P-President, S-Secretary, T-Treasurer, M-Member Chairperson, VP-First Vice President, MC-Communications Chairperson, SC-Service Chairperson
*** - Abbreviation: N/R - Never reported using the Lions Clubs website, N/A - Not applicable, No password registered for the Lions Clubs website.
**** - Abbreviation: N - New, IP - Immediate Past, R - Repeat.



Club Health Assessment for District B 9 through June 2025

			Status	Membership							Reports					Finance		LCIF
Club Number	Club Name	Charter Date		Current Member Count	YTD Members Added	YTD Members Dropped	YTD Net Growth	YTD Net Growth%	Member Count 12 Months Ago	Avg. length of service for dropped members	Months Since Last MMR ***	Yrs. Since Last Officer Report	President Rotation	Vice President Reported ****	Months Since Last Activity Report ***	Account Balance	Donations for current Fiscal Year	
			Number of times on status quo within last two years	If below 15 members appears				If net loss is greater than 20% appears			If no report in 3 months appears in	When more than one year appears in	Number of repeat terms	Notes the officers that do not have an active	If no report at 12 months appears in red			
Clubs less than two years old																		
156024	Culiacán Rosales	09/20/2023	Active(2)	12	12	22	-10	-45.45%	22	2	0		3	P,S,T,M,VP SC	7			
Clubs more than two years old																		
151510	Badiraguato	06/30/2022	Cancelled(8*)	0	0	19	-19	-100.00%	19	1	11		None	P,S,T,M,VP SC	N/A	90+ Days		
39538	CABO SAN LUCAS	03/18/1981	Active(1)	17	0	0	0	0.00%	17		0		3	P,S,T,M,VP SC	13		\$97.20	
89665	CIUDAD CONSTITUCION COLIBRI AC Exc Award (06/30/2020)	11/21/2005	Active(3)	6	0	0	0	0.00%	6		19		None	P,S,T,M,VP SC	24+			
15042	CIUDAD GENERAL JUAN JOSE RIOS Exc Award (06/30/2023, 06/30/2024)	01/02/1960	Active	26	2	1	1	4.00%	25	2	0			P,S,T,M,VP SC	1		\$98.60	
15046	CULIACAN Exc Award (06/30/2024)	05/17/1951	Active(1)	20	6	5	1	5.26%	19	3	0			P,S,T,M,VP SC	2		\$120.00	
144243	Culiacan San Miguel	12/22/2020	Active(1)	8	0	0	0	0.00%	8		2		2	P,S,T,M,VP SC	6	90+ Days		
133389	Culiacan Tres Rios AC	12/08/2017	Active(1)	8	0	5	-5	-38.46%	13	4	0			P,S,T,M,VP SC	1			
15048	EL FUERTE	08/07/1949	Active	31	6	0	6	24.00%	25		2			P,S,T,M,VP SC	2		\$2,247.20	
105970	EL ROSARIO CIUDAD ASILO	06/23/2009	Active	25	5	0	5	25.00%	20		0		2	P,S,T,M,VP SC	2		\$148.60	
148390	Elota	06/16/2022	Active	5	0	0	0	0.00%	5		1		4	P,S,T,M,VP SC	N/R			
125366	ESCUINAPA FUNDADOR A C Exc Award (06/30/2019, 06/30/2020, 06/30/2024)	07/20/2015	Active	39	3	1	2	5.41%	37	0	0			P,S,T,M,VP SC	0		\$1,738.60	
135938	Escuinapa La Perla Exc Award (06/30/2020, 06/30/2024)	07/16/2018	Active	32	8	1	7	28.00%	25	0	0			P,S,T,M,VP SC	0		\$447.29	
15052	GUAMUCHIL	02/23/1954	Active(2)	13	1	0	1	8.33%	12		1		None	P,S,T,M,VP SC	16		\$98.60	
46830	GUAMUCHIL CENTRO Exc Award (06/30/2024)	01/12/1987	Active	19	0	3	-3	-13.64%	22	2	6			P,S,T,M,VP SC	0		\$1,821.00	
15059	LA PAZ	06/26/1946	Active(2)	20	21	23	-2	-9.09%	22	18	1			P,S,T,M,VP SC	24+			
35737	LA PAZ CENTRO Exc Award (06/30/2017, 06/30/2020, 06/30/2024)	06/29/1978	Active	17	3	2	1	6.25%	16	8	0			P,S,T,M,VP SC	2		\$98.60	
58367	LA PAZ KALIMEJI	06/03/1996	Active	20	0	1	-1	-4.76%	21	1	1			P,S,T,M,VP SC	0		\$716.12	



Club Health Assessment for District B 9 through June 2025

			Status	Membership							Reports					Finance		LCIF
Club Number	Club Name	Charter Date		Current Member Count	YTD Members Added	YTD Members Dropped	YTD Net Growth	YTD Net Growth%	Member Count 12 Months Ago	Avg. length of service for dropped members	Months Since Last MMR ***	Yrs. Since Last Officer Report	President Rotation	Vice President Reported ****	Months Since Last Activity Report ***	Account Balance	Donations for current Fiscal Year	
			Number of times on status quo within last two years	If below 15 members appears				If net loss is greater than 20% appears			If no report in 3 months appears in	When more than one year appears in	Number of repeat terms		Notes the officers that do not have an active	If no report at 12 months appears in red		
Exc Award (06/30/2017, 06/30/2023, 06/30/2024)																		
78249	LOS CABOS	02/06/2004	Active(1)	12	1	0	1	9.09%	11		3				P,S,T,M,VP SC	2		
151836	Los Mochis A C	07/20/2022	Active	15	3	5	-2	-11.76%	17	3	0		3		P,S,T,M,VP SC	10		
118459	LOS MOCHIS CIUDAD ESMERALDA, A.C.	12/14/2012	Active	20	4	0	4	25.00%	16		7				P,S,T,M,VP SC	0		
Exc Award (06/30/2023)																		
64285	LOS MOCHIS RIO FUERTE	05/07/2001	Active(1)	11	9	5	4	57.14%	7	8	0				P,S,T,M,VP SC	6		\$50.00
15063	MAZATLAN	10/19/1944	Active(1)	22	0	0	0	0.00%	22		13				P,S,T,M,VP SC	11		\$792.37
139695	Mazatlan Antonio Toledo Corro AC	09/12/2019	Active(1)	20	20	22	-2	-9.09%	22	6	3				P,S,T,M,VP SC	N/R	90+ Days	
77865	MAZATLAN PACIFICO, A.C.	11/20/2003	Active	6	0	0	0	0.00%	6		23	1	None		P,S,T,M,VP SC	24+		\$10.00
151515	Mocorito	06/23/2022	Active	15	4	0	4	36.36%	11		0				P,S,T,M,VP SC	0		
15068	NAVOLATO	04/25/1955	Active	32	4	5	-1	-3.03%	33	9	2				P,S,T,M,VP SC	0		\$50.00
Exc Award (06/30/2018, 06/30/2019, 06/30/2020)																		
15072	ROSARIO	05/16/1947	Active	37	5	2	3	8.82%	34	11	1				P,S,T,M,VP SC	0		\$5,260.60
Exc Award (06/30/2024)																		
78719	SANTA ROSALIA EL BOLEO	04/06/2004	Active	28	1	0	1	3.70%	27		1				P,S,T,M,VP SC	0		
Exc Award (06/30/2023, 06/30/2024)																		

Clubs Cancelled Previous Fiscal Year – Clubs Cancelled within last 12 months may be reinstated

Club Number	Club Name	Charter Date	Current Status*	Cancellation Date
149162	Culiacan Aguaruto	06/09/2022	Cancelled(8*)	06/29/2024
142505	Los Cabos Baja Sur	08/14/2020	Cancelled(8*)	02/29/2024
103260	LOS MOCHIS 9 DE DICIEMBRE OCCIDENTE	06/30/2008	Cancelled(8*)	06/29/2024
151512	Los Mochis Esperanza de Luz	06/30/2022	Cancelled(8*)	04/29/2024



Club Health Assessment for District B 9 through June 2025

Club NumberClub NameCharter Date			Status		Membership								Reports				Finance		LCIF	
					Current Member Count	YTD Members Added	YTD Members Dropped	YTD Net Growth	YTD Net Growth%	Member Count 12 Months Ago	Avg. length of service for dropped members	Months Since Last MMR ***	Yrs. Since Last Officer Report	President Rotation	Vice President Reported ****	Months Since Last Activity Report ***	Account Balance	Donations for current Fiscal Year		
			Number of times on status quo within last two years	If below 15 members appears				If net loss is greater than 20% appears			If no report in 3 months appears in	When more than one year appears in	Number of repeat terms	Notes the officers that do not have an active	If no report at 12 months appears in red					
Current Total Clubs Count	YTD New Clubs Count	YTD Cancelled Clubs Count	YTD Net Club Gain	Current Total Members Count	YTD Add	YTD Drop	YTD Net Growth	YTD Net Growth %	Member Count 12 Months Ago	Average Member Count Per Club	% of Clubs with less than 20 members	% No MMR in 3 Months	% No Officer Report in 12 Months	% of Clubs with balance 90+ days	Number of Clubs in Status Quo	% Status Quo Clubs in Financial Suspension	Number of Cancelled Clubs	Average Cancelled Club Age	Members Lost Due to Cancellation	% of Clubs Cancelled for Non-Financial Reasons
28	0	1	-1	536	118	122	-4	-0.74%	540	19	50%	25%	4%	7%	0	0%	1	25	19	-400%

* - P - Priority Club. Cancellation Reasons: 1-Objectives/conduct, 2-Non-active club, 5-Non-existing club, 6-Disbanding, 7-Merger, 8-Financial Suspension, 9-District/Multiple District Dues.


** - Abbreviation: P-President, S-Secretary, T-Treasurer, M-Member Chairperson, VP-First Vice President, MC-Communications Chairperson, SC-Service Chairperson

*** - Abbreviation: N/R - Never reported using the Lions Clubs website, N/A - Not applicable, No password registered for the Lions Clubs website.

**** - Abbreviation: N - New, IP - Immediate Past, R - Repeat.



Club Health Assessment for District D 1 through June 2025

			Status	Membership							Reports					Finance		LCIF
Club Number	Club Name	Charter Date		Current Member Count	YTD Members Added	YTD Members Dropped	YTD Net Growth	YTD Net Growth%	Member Count 12 Months Ago	Avg. length of service for dropped members	Months Since Last MMR ***	Yrs. Since Last Officer Report	President Rotation	Vice President Reported ****	Months Since Last Activity Report ***	Account Balance	Donations for current Fiscal Year	
			Number of times on status quo within last two years	If below 15 members appears				If net loss is greater than 20% appears			If no report in 3 months appears in	When more than one year appears in	Number of repeat terms	Notes the officers that do not have an active	If no report at 12 months appears in red			
Clubs less than two years old																		
182492	Albrook	06/06/2025	Newly Chartered	32	32	0	32	100.00%	0		0			P,S,T,M,VP SC	0			
181102	Costa Verde-La Chorrera	03/02/2025	Active	21	22	1	21	100.00%	0	0	0			P,S,T,M,VP SC	0			
171232	Las Tablas Dr. Belisario Porras	05/14/2024	Active	25	7	2	5	25.00%	20	0	0		2	P,S,T,M,VP SC	0		\$250.00	
155757	Panamá Peritos Al Servicio	08/31/2023	Active(1)	22	5	3	2	10.00%	20	2	1			P,S,T,M,VP SC	16			
180937	Rufina Alfaro - Brisas del Golf.	03/02/2025	Active	25	27	2	25	100.00%	0	0	0			P,S,T,M,VP SC	0		\$357.00	
Clubs more than two years old																		
15607	AGUADULCE NATA	04/24/1943	Active	30	6	3	3	11.11%	27	2	1		2	P,S,T,M,VP SC	2		\$300.00	
Exc Award (06/30/2024)																		
144990	Alanje	02/04/2021	Active	45	1	12	-11	-19.64%	56	3	4			P,S,T,M,VP SC	0		\$100.00	
Exc Award (06/30/2022, 06/30/2023, 06/30/2024)																		
15608	ALMIRANTE	06/22/1958	Active	41	0	0	0	0.00%	41		0			P,S,T,M,VP SC	0		\$1,121.00	
Exc Award (06/30/2019, 06/30/2021, 06/30/2022)																		
32085	ALTOS DE CERRO VIENTO	04/20/1976	Active	22	2	2	0	0.00%	22	19	1			P,S,T,M,VP SC	0			
Exc Award (06/30/2020)																		
146182	Ancon	06/01/2021	Active	31	7	15	-8	-20.51%	39	3	0			P,S,T,M,VP SC	0		\$1,075.00	
Exc Award (06/30/2022, 06/30/2023, 06/30/2024)																		
44976	ANTON	05/22/1985	Active(1)	28	14	10	4	16.67%	24	18	1			P,S,T,M,VP SC	0		\$260.00	
15610	ARRAIJAN	12/18/1960	Active	21	2	1	1	5.00%	20	2	2			P,S,T,M,VP SC	0		\$240.00	
Exc Award (06/30/2021)																		
143213	Arraijan (Especializado de Educadores)	10/14/2020	Active(1)	31	4	3	1	3.33%	30	3	0			P,S,T,M,VP SC	0		\$220.00	
Exc Award (06/30/2022)																		
39048	ARRAIJAN JUAN D AROSEMENA	11/17/1980	Active	28	7	2	5	21.74%	23	7	0			P,S,T,M,VP SC	0		\$661.51	
15611	BALBOA	10/30/1952	Active	63	26	5	21	50.00%	42	7	0			P,S,T,M,VP SC	0		\$1,170.00	
Exc Award (06/30/2021, 06/30/2024)																		
31935	BETANIA	03/29/1976	Active	40	5	1	4	11.11%	36	0	0			P,S,T,M,VP SC	0		\$2,101.25	
Exc Award (06/30/2017, 06/30/2019, 06/30/2020)																		



Club Health Assessment for District D 1 through June 2025

			Status	Membership							Reports					Finance		LCIF
Club Number	Club Name	Charter Date		Current Member Count	YTD Members Added	YTD Members Dropped	YTD Net Growth	YTD Net Growth%	Member Count 12 Months Ago	Avg. length of service for dropped members	Months Since Last MMR ***	Yrs. Since Last Officer Report	President Rotation	Vice President Reported ****	Months Since Last Activity Report ***	Account Balance	Donations for current Fiscal Year	
			Number of times on status quo within last two years	If below 15 members appears				If net loss is greater than 20% appears			If no report in 3 months appears in	When more than one year appears in	Number of repeat terms	Notes the officers that do not have an active	If no report at 12 months appears in red			
141269	Bocas del Toro - Educadores	05/29/2020	Active(2)	33	12	9	3	10.00%	30	4	0		4	P,S,T,M,VP SC	3			
	Exc Award (06/30/2021, 06/30/2022, 06/30/2023)																	
115893	BOCAS DEL TORO ISLA	01/20/2012	Active	26	0	2	-2	-7.14%	28	3	2		2	P,S,T,M,VP SC	2		\$289.00	
	Exc Award (06/30/2019, 06/30/2021, 06/30/2022)																	
15614	BOQUETE	05/12/1946	Active	20	2	0	2	11.11%	18		1			P,S,T,M,VP SC	0		\$70.00	
130086	Campana	02/08/2017	Active	22	4	8	-4	-15.38%	26	6	0		2	P,S,T,M,VP SC	0	90+ Days	\$130.00	
	Exc Award (06/30/2022)																	
15615	CAPIRA	07/07/1968	Active	20	2	2	0	0.00%	20	5	10			P,S,T,M,VP SC	1			
	Exc Award (06/30/2021)																	
40311	CHAME NUEVA GORGONA	08/26/1981	Active	64	13	5	8	14.29%	56	1	0			P,S,T,M,VP SC	0		\$12,301.00	
	Exc Award (06/30/2016, 06/30/2017, 06/30/2018)																	
38605	CHAME PLAYA CORONADO	06/03/1980	Active	24	1	1	0	0.00%	24	6	7			P,S,T,M,VP SC	1		\$10.00	
	Exc Award (06/30/2023)																	
15617	CHANGUINOLA	01/23/1965	Active	38	5	1	4	11.76%	34	2	0			P,S,T,M,VP SC	1		\$360.00	
	Exc Award (06/30/2019, 06/30/2021)																	
31262	CHANIS	10/20/1975	Active(1)	32	3	1	2	6.67%	30	49	1			P,S,T,M,VP SC	1		\$3,638.00	
122435	Chepo Las Margaritas	06/10/2014	Active(3)	14	0	0	0	0.00%	14		13		2	P,S,T,M,VP SC	0			
143550	Chiriquí Grande	11/12/2020	Active	26	5	3	2	8.33%	24	4	0		2	P,S,T,M,VP SC	3		\$45.00	
15619	CHITRE	04/09/1944	Active	43	8	8	0	0.00%	43	5	0		2	P,S,T,M,VP SC	0		\$305.00	
	Exc Award (06/30/2019, 06/30/2021, 06/30/2022)																	
126038	Chitre La Arena	10/26/2015	Active	30	6	3	3	11.11%	27	3	0			P,S,T,M,VP SC	0		\$310.00	
	Exc Award (06/30/2021, 06/30/2022, 06/30/2023)																	
99350	CHITRE MELITO RODRIGUEZ ZEA	05/14/2007	Active	19	1	1	0	0.00%	19	18	0		6	P,S,T,M,VP SC	1		\$20.00	
15616	COCO SOLO	10/04/1960	Active	30	5	3	2	7.14%	28	14	1			P,S,T,M,VP SC	0		\$1,655.00	
	Exc Award (06/30/2017, 06/30/2019, 06/30/2020)																	
15620	COLON	08/06/1935	Active	31	3	4	-1	-3.13%	32	8	2			P,S,T,M,VP SC	0		\$1,039.00	
	Exc Award (06/30/2019, 06/30/2024)																	
150996	Colon (Especializado De Enfermeria)	05/27/2022	Active	25	0	5	-5	-16.67%	30	1	1			P,S,T,M,VP SC	0		\$2,000.00	



Club Health Assessment for District D 1 through June 2025

			Status	Membership							Reports					Finance		LCIF
Club Number	Club Name	Charter Date		Current Member Count	YTD Members Added	YTD Members Dropped	YTD Net Growth	YTD Net Growth%	Member Count 12 Months Ago	Avg. length of service for dropped members	Months Since Last MMR ***	Yrs. Since Last Officer Report	President Rotation	Vice President Reported ****	Months Since Last Activity Report ***	Account Balance	Donations for current Fiscal Year	
			Number of times on status quo within last two years	If below 15 members appears				If net loss is greater than 20% appears			If no report in 3 months appears in	When more than one year appears in	Number of repeat terms	Notes the officers that do not have an active	If no report at 12 months appears in red			
15623	DAVID	05/04/1942	Active	53	8	6	2	3.92%	51	16	0			P,S,T,M,VP SC	0		\$4,145.00	
Exc Award (06/30/2017, 06/30/2019, 06/30/20																		
108652	DAVID CORAZON DEL VALLE	06/21/2010	Active	23	4	3	1	4.55%	22	5	0			P,S,T,M,VP SC	0			
106213	DAVID VALLE DE LA LUNA	08/11/2009	Active	37	9	5	4	12.12%	33	8	0			P,S,T,M,VP SC	1		\$485.00	
Exc Award (06/30/2021, 06/30/2022, 06/30/20																		
100310	DEL ISTMO	10/05/2007	Active	29	2	0	2	7.41%	27		2			P,S,T,M,VP SC	0		\$444.00	
Exc Award (06/30/2022)																		
62662	DOLEGA	01/05/2000	Active	21	3	1	2	10.53%	19	3	0			P,S,T,M,VP SC	1			
Exc Award (06/30/2021)																		
115943	EL DORADO	01/26/2012	Active	23	3	1	2	9.52%	21	1	7			P,S,T,M,VP SC	2		\$40.00	
15625	EL VALLE	03/25/1967	Active	23	5	14	-9	-28.13%	32	3	0			P,S,T,M,VP SC	0		\$890.80	
Exc Award (06/30/2017, 06/30/2023)																		
136763	Guabito	11/06/2018	Active(2)	25	4	1	3	13.64%	22	6	1			P,S,T,M,VP SC	6		\$20.00	
Exc Award (06/30/2019)																		
151463	Gualaca	06/21/2022	Active	20	2	0	2	11.11%	18		0		2	P,S,T,M,VP SC	2		\$248.00	
15626	GUARARE	06/06/1950	Active	51	2	2	0	0.00%	51	10	0			P,S,T,M,VP SC	0		\$50.00	
Exc Award (06/30/2017, 06/30/2019, 06/30/20																		
33845	JUAN DIAZ	05/10/1977	Active(1)	19	0	0	0	0.00%	19		0			P,S,T,M,VP SC	9		\$70.00	
Exc Award (06/30/2020)																		
15627	LA CHORRERA	12/01/1945	Active	42	1	5	-4	-8.70%	46	13	0			P,S,T,M,VP SC	0		\$1,040.00	
Exc Award (06/30/2018, 06/30/2020, 06/30/20																		
52087	LA CHORRERA OESTE	10/11/1991	Active	25	2	1	1	4.17%	24	9	1		2	P,S,T,M,VP SC	0		\$1,110.00	
Exc Award (06/30/2023, 06/30/2024)																		
15628	LA CONCEPCION	08/01/1952	Active	29	11	7	4	16.00%	25	15	0		2	P,S,T,M,VP SC	0		\$1,255.00	
Exc Award (06/30/2019, 06/30/2021, 06/30/20																		
15629	LAS CUMBRES	10/11/1964	Active	30	0	7	-7	-18.92%	37	11	0			P,S,T,M,VP SC	0		\$90.00	
Exc Award (06/30/2019, 06/30/2021, 06/30/20																		
107310	LAS SABANAS PANAMA	01/21/2010	Active	22	2	0	2	10.00%	20		0			P,S,T,M,VP SC	1		\$330.00	
Exc Award (06/30/2021, 06/30/2024)																		



Club Health Assessment for District D 1 through June 2025

			Status	Membership							Reports					Finance		LCIF
Club Number	Club Name	Charter Date		Current Member Count	YTD Members Added	YTD Members Dropped	YTD Net Growth	YTD Net Growth%	Member Count 12 Months Ago	Avg. length of service for dropped members	Months Since Last MMR ***	Yrs. Since Last Officer Report	President Rotation	Vice President Reported ****	Months Since Last Activity Report ***	Account Balance	Donations for current Fiscal Year	
			Number of times on status quo within last two years	If below 15 members appears				If net loss is greater than 20% appears			If no report in 3 months appears in	When more than one year appears in	Number of repeat terms	Notes the officers that do not have an active	If no report at 12 months appears in red			
15630	LAS TABLAS	01/17/1955	Active	36	12	6	6	20.00%	30	11	0		2	P,S,T,M,VP SC	0		\$520.00	
15631	LOS SANTOS	10/15/1963	Active	43	4	2	2	4.88%	41	4	1			P,S,T,M,VP SC	0		\$2,035.00	
	Exc Award (06/30/2022, 06/30/2023, 06/30/2024)																	
33939	MONAGRILLO	05/26/1977	Active(1)	31	2	10	-8	-20.51%	39	13	0			P,S,T,M,VP SC	0		\$65.00	
	Exc Award (06/30/2024)																	
143299	Ocú	10/26/2020	Active	23	2	0	2	9.52%	21		0			P,S,T,M,VP SC	0		\$230.00	
15622	PANAMA	09/17/1935	Active	78	9	3	6	8.33%	72	5	0		2	P,S,T,M,VP SC	0		\$1,519.00	
141039	Panama - Enfermeras	03/06/2020	Active	31	8	6	2	6.90%	29	3	0			P,S,T,M,VP SC	0		\$2,100.00	
	Exc Award (06/30/2021, 06/30/2022)																	
143380	Panamá (Especializado de Folkloristas)	10/28/2020	Active(2)	16	2	0	2	14.29%	14		1			P,S,T,M,VP SC	0		\$181.00	
150982	Panama (Virtual en Valores)	05/27/2022	Active	27	6	8	-2	-6.90%	29	2	0			P,S,T,M,VP SC	0		\$65.00	
	Exc Award (06/30/2023)																	
116137	PANAMA BELLA VISTA	02/23/2012	Active	19	3	0	3	18.75%	16		7		5	P,S,T,M,VP SC	7		\$1,020.00	
143810	Panamá Centro (Especializado de Educadores)	12/13/2020	Active	20	5	0	5	33.33%	15		0			P,S,T,M,VP SC	0			
138287	Panamá China	06/13/2019	Active	29	0	1	-1	-3.33%	30	6	2		7	P,S,T,M,VP SC	7			
45111	PANAMA DON BOSCO	06/24/1985	Active	26	2	2	0	0.00%	26	3	1			P,S,T,M,VP SC	2		\$75.00	
45112	PANAMA LA LOCERIA	06/24/1985	Active	21	0	3	-3	-12.50%	24	5	0		2	P,S,T,M,VP SC	0		\$260.00	
	Exc Award (06/30/2021, 06/30/2022)																	
146255	Panamá Las Mañanitas	06/02/2021	Active	24	11	11	0	0.00%	24	2	0			P,S,T,M,VP SC	0			
62349	PANAMA LAS ROSAS	09/10/1999	Active	23	0	0	0	0.00%	23		8		2	P,S,T,M,VP SC	9		\$110.00	
152909	Panama Medio Ambiente	11/09/2022	Active	26	7	5	2	8.33%	24	2	0		2	P,S,T,M,VP SC	0		\$650.00	
	Exc Award (06/30/2023)																	
133751	Panamá Melvin Jones	02/01/2018	Active	26	6	4	2	8.33%	24	5	0			P,S,T,M,VP SC	1		\$390.00	
	Exc Award (06/30/2021, 06/30/2022, 06/30/2024)																	
144068	Panamá Metropolitano	12/28/2020	Active	20	2	5	-3	-13.04%	23	3	0			P,S,T,M,VP SC	0		\$60.00	
	Exc Award (06/30/2022)																	
143282	Panama Profesionales	10/28/2020	Active(1)	20	4	12	-8	-28.57%	28	3	0			P,S,T,M,VP SC	0		\$226.00	



Club Health Assessment for District D 1 through June 2025

			Status	Membership							Reports					Finance		LCIF
Club Number	Club Name	Charter Date		Current Member Count	YTD Members Added	YTD Members Dropped	YTD Net Growth	YTD Net Growth%	Member Count 12 Months Ago	Avg. length of service for dropped members	Months Since Last MMR ***	Yrs. Since Last Officer Report	President Rotation	Vice President Reported ****	Months Since Last Activity Report ***	Account Balance	Donations for current Fiscal Year	
			Number of times on status quo within last two years	If below 15 members appears				If net loss is greater than 20% appears			If no report in 3 months appears in	When more than one year appears in	Number of repeat terms	Notes the officers that do not have an active	If no report at 12 months appears in red			
146302	Panama Sin Fronteras Virtual	06/16/2021	Active(1)	20	6	10	-4	-16.67%	24	4	0			P,S,T,M,VP SC	7			
143330	Panama Virtual Estriana Fray de Smith Exc Award (06/30/2021)	10/28/2020	Active	30	2	5	-3	-9.09%	33	4	1			P,S,T,M,VP SC	0		\$1,330.00	
120926	Parita Exc Award (06/30/2022, 06/30/2023)	12/10/2013	Active	23	1	2	-1	-4.17%	24	3	0			P,S,T,M,VP SC	0		\$340.00	
33689	PARQUE LEFEVRE Exc Award (06/30/2020, 06/30/2021)	04/20/1977	Active(3)	9	0	4	-4	-30.77%	13	12	0			P,S,T,M,VP SC	0			
37683	PEDREGAL Exc Award (06/30/2023)	11/09/1979	Active	16	0	1	-1	-5.88%	17	20	2			P,S,T,M,VP SC	10		\$60.00	
15636	PENONOME Exc Award (06/30/2021, 06/30/2022, 06/30/2023)	09/08/1968	Active	37	6	3	3	8.82%	34	7	0			P,S,T,M,VP SC	1		\$678.00	
136285	Pesé Exc Award (06/30/2020)	09/06/2018	Active(1)	16	2	7	-5	-23.81%	21	5	0			P,S,T,M,VP SC	0		\$74.00	
15638	PUERTO ARMUELLES Exc Award (06/30/2021, 06/30/2022)	09/19/1956	Active	30	8	5	3	11.11%	27	5	0			P,S,T,M,VP SC	0		\$625.00	
144682	Quality Leadership University(Panamá)	01/13/2021	Active	24	3	0	3	14.29%	21		1			P,S,T,M,VP SC	4			
43019	RENACIMIENTO RIO SERENO Exc Award (06/30/2018, 06/30/2021, 06/30/2023)	09/26/1983	Active	26	0	7	-7	-21.21%	33	4	0			P,S,T,M,VP SC	0		\$795.00	
15621	SABANITAS Exc Award (06/30/2022)	11/15/1973	Active	33	0	5	-5	-13.16%	38	7	0			P,S,T,M,VP SC	1		\$1,200.00	
32525	SAN ANTONIO L C Exc Award (06/30/2018, 06/30/2019, 06/30/2020)	06/21/1976	Active	20	1	5	-4	-16.67%	24	8	0		None	P,S,T,M,VP SC	0		\$485.00	
105703	SAN CARLOS Exc Award (06/30/2017)	06/08/2009	Active	21	0	0	0	0.00%	21		10		4	P,S,T,M,VP SC	0		\$120.00	
89125	SAN FRANCISCO Exc Award (06/30/2017, 06/30/2018, 06/30/2020)	08/22/2005	Active	35	6	8	-2	-5.41%	37	6	0			P,S,T,M,VP SC	0		\$1,450.00	
15641	SAN MIGUELITO	01/17/1972	Active(2)	19	42	23	19	100.00%	0	14	0		2	P,S,T,M,VP SC	0			
145866	San Miguelito El Crisol	05/19/2021	Active	33	13	10	3	10.00%	30	3	0			P,S,T,M,VP SC	1		\$663.00	



Club Health Assessment for District D 1 through June 2025

			Status	Membership							Reports					Finance	LCIF
Club Number	Club Name	Charter Date		Current Member Count	YTD Members Added	YTD Members Dropped	YTD Net Growth	YTD Net Growth%	Member Count 12 Months Ago	Avg. length of service for dropped members	Months Since Last MMR ***	Yrs. Since Last Officer Report	President Rotation	Vice President Reported ****	Months Since Last Activity Report ***	Account Balance	Donations for current Fiscal Year
			Number of times on status quo within last two years	If below 15 members appears					If net loss is greater than 20% appears			If no report in 3 months appears in	When more than one year appears in	Number of repeat terms	Notes the officers that do not have an active	If no report at 12 months appears in red	
Exc Award (06/30/2022, 06/30/2023)																	
64050	SAN MIGUELITO MATEO ITURRALDE	03/08/2001	Active	33	2	10	-8	-19.51%	41	7	0			P,S,T,M,VP SC	0		\$553.00
Exc Award (06/30/2019, 06/30/2021, 06/30/2023)																	
61402	SAN MIGUELITO VILLA LUCRE	01/12/1999	Active	32	2	1	1	3.23%	31	6	1			P,S,T,M,VP SC	0		\$529.00
Exc Award (06/30/2019, 06/30/2021, 06/30/2023)																	
15639	SANTIAGO	04/25/1943	Active	26	5	0	5	23.81%	21		3		2	P,S,T,M,VP SC	4		\$1,275.00
119146	SONA	04/10/2013	Active(1)	30	3	5	-2	-6.25%	32	7	2			P,S,T,M,VP SC	1		
15643	TABOGA	09/18/1965	Active(1)	20	1	4	-3	-13.04%	23	2	0			P,S,T,M,VP SC	6		\$40.00
Exc Award (06/30/2019)																	
46033	TOCUMEN	04/15/1986	Active(1)	20	5	0	5	33.33%	15		9			P,S,T,M,VP SC	2		
145245	Tonosí	03/30/2021	Active(1)	20	7	1	6	42.86%	14	0	6			P,S,T,M,VP SC	5		
138289	Universidad Tecnológica de Panamá	05/24/2019	Active(1)	26	15	6	9	52.94%	17	5	0			P,S,T,M,VP SC	0		\$50.00
107129	UNIVERSITARIO DE DAVID	01/15/2010	Active	31	11	8	3	10.71%	28	3	0		2	P,S,T,M,VP SC	0		(\$674.00)
Exc Award (06/30/2021, 06/30/2022, 06/30/2023)																	
142850	Universitario de Santiago	09/04/2020	Active	20	2	1	1	5.26%	19	2	9		3	P,S,T,M,VP SC	0		\$102.80
144067	Universitario UDELAS Coclé	12/22/2020	Active	13	3	8	-5	-27.78%	18	4	0			P,S,T,M,VP SC	0		\$15.00
15624	VOLCAN	05/01/1967	Active	16	0	4	-4	-20.00%	20	10	9			P,S,T,M,VP SC	3		\$257.00

Clubs Cancelled Previous Fiscal Year – Clubs Cancelled within last 12 months may be reinstated

Club Number		Club Name		Charter Date			Current Status*		Cancellation Date											
136297		Panama UDELAS		09/28/2018			Cancelled(8*)		06/29/2024											
Current Total Clubs Count	YTD New Clubs Count	YTD Cancelled Clubs Count	YTD Net Club Gain	Current Total Members Count	YTD Add	YTD Drop	YTD Net Growth	YTD Net Growth %	Member Count 12 Months Ago	Average Member Count Per Club	% of Clubs with less than 20 members	% No MMR in 3 Months	% No Officer Report in 12 Months	% of Clubs with balance 90+ days	Number of Clubs in Status Quo	% Status Quo Clubs in Financial Suspension	Number of Cancelled Clubs	Average Cancelled Club Age	Members Lost Due to Cancellation	% of Clubs Cancelled for Non-Financial Reasons
96	3	0	3	2,692	526	392	134	5.24%	2,558	28	11%	14%	0%	1%	0	0%	0	0	0	0%



Club Health Assessment for District D 1 through June 2025

			Status	Membership							Reports					Finance	LCIF
Club Number	Club Name	Charter Date		Current Member Count	YTD Members Added	YTD Members Dropped	YTD Net Growth	YTD Net Growth%	Member Count 12 Months Ago	Avg. length of service for dropped members	Months Since Last MMR ***	Yrs. Since Last Officer Report	President Rotation	Vice President Reported ****	Months Since Last Activity Report ***	Account Balance	Donations for current Fiscal Year
			Number of times on status quo within last two years	If below 15 members appears				If net loss is greater than 20% appears			If no report in 3 months appears in	When more than one year appears in	Number of repeat terms	Notes the officers that do not have an active	If no report at 12 months appears in red		

* - P - Priority Club. Cancellation Reasons: 1-Objectives/conduct, 2-Non-active club, 5-Non-existing club, 6-Disbanding, 7-Merger, 8-Financial Suspension, 9-District/Multiple District Dues.
** - Abbreviation: P-President, S-Secretary, T-Treasurer, M-Member Chairperson, VP-First Vice President, MC-Communications Chairperson, SC-Service Chairperson
*** - Abbreviation: N/R - Never reported using the Lions Clubs website, N/A - Not applicable, No password registered for the Lions Clubs website.
**** - Abbreviation: N - New, IP - Immediate Past, R - Repeat.



Club Health Assessment for District D 2 through June 2025

			Status	Membership							Reports					Finance	LCIF
Club Number	Club Name	Charter Date		Current Member Count	YTD Members Added	YTD Members Dropped	YTD Net Growth	YTD Net Growth%	Member Count 12 Months Ago	Avg. length of service for dropped members	Months Since Last MMR ***	Yrs. Since Last Officer Report	President Rotation	Vice President Reported ****	Months Since Last Activity Report ***	Account Balance	Donations for current Fiscal Year
			Number of times on status quo within last two years	If below 15 members appears				If net loss is greater than 20% appears			If no report in 3 months appears in	When more than one year appears in	Number of repeat terms	Notes the officers that do not have appears in an active red	If no report at 12 months red		
Clubs more than two years old																	
15644	ACAJUTLA	11/13/1972	Active	25	3	3	0	0.00%	25	20	1			P,S,T,M,VP SC	0		\$460.00
110865	ANTIGUO CUSCATLAN	04/26/2011	Active	20	4	20	-16	-44.44%	36	4	1			P,S,T,M,VP SC	4		
154269	Apastepeque SV	05/11/2023	Active(1)	19	19	17	2	11.76%	17	2	0		3	P,S,T,M,VP SC	8		
15649	CHALCHUAPA	04/08/1964	Active	40	20	9	11	37.93%	29	10	0		2	P,S,T,M,VP SC	0		\$375.00
40124	CHINAMECA	06/14/1981	Active	31	1	4	-3	-8.82%	34	6	0			P,S,T,M,VP SC	0		\$40.00
15655	LA UNION	01/27/1959	Active	17	1	10	-9	-34.62%	26	3	0		4	P,S,T,M,VP SC	6		
15658	MEJICANOS	09/01/1962	Active(1)	14	0	0	0	0.00%	14		25			P,S,T,M,VP SC	21		
Exc Award (06/30/2019)																	
60717	METAPAN	05/07/1998	Active	46	4	2	2	4.55%	44	9	1		None	P,S,T,M,VP SC	0		\$340.00
Exc Award (06/30/2024)																	
15659	NUEVA SAN SALVADOR 50 N S S	06/07/1967	Active	34	8	1	7	25.93%	27	0	0			P,S,T,M,VP SC	0		\$240.00
Exc Award (06/30/2024)																	
15661	SAN MIGUEL	11/17/1951	Active	73	10	3	7	10.61%	66	2	1			P,S,T,M,VP SC	0		\$4,748.69
153778	San Miguel Centro	03/06/2023	Active(1)	17	13	7	6	54.55%	11	1	0			P,S,T,M,VP SC	0		\$260.00
137635	San Miguel Chaparrastique	04/08/2019	Active	31	7	3	4	14.81%	27	5	1			P,S,T,M,VP SC	0		
15662	SAN SALVADOR	02/04/1942	Active	27	10	0	10	58.82%	17		0			P,S,T,M,VP SC	14		\$40.00
Exc Award (06/30/2023)																	
15664	SAN SALVADOR 40 DE S S	09/15/1959	Active	20	0	1	-1	-4.76%	21	44	0			P,S,T,M,VP SC	1		
78509	SAN SALVADOR CENTENARIO	03/11/2004	Active	26	8	8	0	0.00%	26	11	0			P,S,T,M,VP SC	0		\$640.00
Exc Award (06/30/2024)																	
149265	San Salvador Inka	01/26/2022	Cancelled(8*)	0	0	20	-20	-100.00%	20	3	6	1	None	P,S,T,M,VP SC	N/R	90+ Days	
15666	SANTA ANA	02/28/1942	Active	13	0	0	0	0.00%	13		1			P,S,T,M,VP SC	15		\$100.00
141085	Santa Ana Los 44	03/02/2020	Active	26	3	11	-8	-23.53%	34	2	0			P,S,T,M,VP SC	0		\$1,095.00
Exc Award (06/30/2024)																	
116818	SANTA ELENA	05/14/2012	Active(3)	12	0	0	0	0.00%	12		18	1	None	P,S,T,M,VP SC	20	90+ Days	



Club Health Assessment for District D 2 through June 2025

				Status		Membership						Reports					Finance		LCIF	
Club Number	Club Name	Charter Date			Current Member Count	YTD Members Added	YTD Members Dropped	YTD Net Growth	YTD Net Growth%	Member Count 12 Months Ago	Avg. length of service for dropped members	Months Since Last MMR ***	Yrs. Since Last Officer Report	President Rotation	Vice President Reported ****	Months Since Last Activity Report ***	Account Balance	Donations for current Fiscal Year		
			Number of times on status quo within last two years		If below 15 members appears				If net loss is greater than 20% appears			If no report in 3 months appears in	When more than one year appears in	Number of repeat terms		Notes the officers that do not have an active	If no report at 12 months appears in red			
15668	SANTIAGO DE MARIA	10/09/1962	Active		23	5	2	3	15.00%	20	6	0				P,S,T,M,VP SC	0	90+ Days	\$1,320.00	
58245	SANTIAGO NONUALCO	05/08/1996	Active(2)		17	0	0	0	0.00%	17		9				P,S,T,M,VP SC	24	90+ Days		
15671	SONSONATE	06/09/1947	Active		11	0	2	-2	-15.38%	13	1	0				P,S,T,M,VP SC	6			
136884	Sonsonate Zenzontlatl	12/28/2018	Active		48	22	4	18	60.00%	30	1	0		2		P,S,T,M,VP SC	0		\$1,720.00	
128905	Universitario UNIVO	09/28/2016	Active		41	32	9	23	127.78%	18	1	0				P,S,T,M,VP SC	2	90+ Days		
15674	USULUTAN	08/03/1955	Active(2)		65	69	73	-4	-5.80%	69	17	0		2		P,S,T,M,VP SC	21			
68932	USULUTAN LEONAS	06/05/2003	Active		75	1	6	-5	-6.25%	80	10	0		2		P,S,T,M,VP SC	0		\$150.00	
Exc Award (06/30/2019, 06/30/2023, 06/30/2024)																				
55853	ZACATECOLUCA	06/17/1994	Active		63	6	9	-3	-4.55%	66	6	0				P,S,T,M,VP SC	0		\$370.00	
Exc Award (06/30/2019, 06/30/2024)																				
Current Total Clubs Count	YTD New Clubs Count	YTD Cancelled Clubs Count	YTD Net Club Gain	Current Total Members Count	YTD Add	YTD Drop	YTD Net Growth	YTD Net Growth %	Member Count 12 Months Ago	Average Member Count Per Club	% of Clubs with less than 20 members	% No MMR in 3 Months	% No Officer Report in 12 Months	% of Clubs with balance 90+ days	Number of Clubs in Status Quo	% Status Quo Clubs in Financial Suspension	Number of Cancelled Clubs	Average Cancelled Club Age	Members Lost Due to Cancellation	% of Clubs Cancelled for Non-Financial Reasons
26	0	1	-1	834	246	224	22	2.71%	812	32	31%	12%	4%	15%	0	0%	1	3	20	0%

* - P - Priority Club. Cancellation Reasons: 1-Objectives/conduct, 2-Non-active club, 5-Non-existing club, 6-Disbanding, 7-Merger, 8-Financial Suspension, 9-District/Multiple District Dues.

** - Abbreviation: P-President, S-Secretary, T-Treasurer, M-Member Chairperson, VP-First Vice President, MC-Communications Chairperson, SC-Service Chairperson

*** - Abbreviation: N/R - Never reported using the Lions Clubs website, N/A - Not applicable, No password registered for the Lions Clubs website.

**** - Abbreviation: N - New, IP - Immediate Past, R - Repeat.



Club Health Assessment for District D 3 through June 2025

			Status	Membership							Reports					Finance		LCIF
Club Number	Club Name	Charter Date		Current Member Count	YTD Members Added	YTD Members Dropped	YTD Net Growth	YTD Net Growth%	Member Count 12 Months Ago	Avg. length of service for dropped members	Months Since Last MMR ***	Yrs. Since Last Officer Report	President Rotation	Vice President Reported ****	Months Since Last Activity Report ***	Account Balance	Donations for current Fiscal Year	
			Number of times on status quo within last two years	If below 15 members appears					If net loss is greater than 20% appears			If no report in 3 months appears in	When more than one year appears in	Number of repeat terms	Notes the officers that do not have an active	If no report at 12 months appears in red		
Clubs less than two years old																		
177533	Chiquimulilla	08/27/2024	Active	36	36	0	36	100.00%	0		1			P,S,T,M,VP SC	3			
157493	Coatepeque Universitario	03/06/2024	Active	33	14	9	5	17.86%	28	3	0		2	P,S,T,M,VP SC	1		\$75.00	
179968	Flores y Genova	12/23/2024	Active	27	27	0	27	100.00%	0		2			P,S,T,M,VP SC	2	90+ Days	\$25.00	
179293	Granados	12/12/2024	Active	28	32	4	28	100.00%	0	0	1			P,S,T,M,VP SC	3		\$49.25	
178743	Guatemala Nueva Era	09/24/2024	Active	15	24	9	15	100.00%	0	0	0			P,S,T,M,VP SC	7		\$870.00	
182250	La Blanca	05/28/2025	Newly Chartered	23	23	0	23	100.00%	0		0			P,S,T,M,VP SC	N/A			
181547	San Cristóbal Totonicapán	03/27/2025	Active	27	27	0	27	100.00%	0		0			P,S,T,M,VP SC	N/R	90+ Days		
179217	Santa Cruz Naranjo	11/06/2024	Active	21	21	0	21	100.00%	0		2			P,S,T,M,VP SC	N/R			
Clubs more than two years old																		
130619	Acatenango Centenario	04/18/2017	Active	23	8	6	2	9.52%	21	3	0		2	P,S,T,M,VP SC	0		\$200.00	
Exc Award (06/30/2024)																		
15709	ANTIGUA	09/25/1954	Active	39	0	7	-7	-15.22%	46	10	0			P,S,T,M,VP SC	3		\$230.00	
Exc Award (06/30/2020, 06/30/2023)																		
15710	BANANERA-MORALES L C	03/02/1960	Active(1)	11	11	0	11	100.00%	0		9		6	P,S,T,M,VP SC	9			
150502	Catarina El Sitio	05/03/2022	Active	32	6	0	6	23.08%	26		0			P,S,T,M,VP SC	0		\$654.75	
110532	CHIMALTENANGO	03/18/2011	Active	16	4	2	2	14.29%	14	4	0			P,S,T,M,VP SC	1			
152835	Chiquimula	11/15/2022	Active	36	9	11	-2	-5.26%	38	2	0			P,S,T,M,VP SC	1		\$2,030.50	
15715	COATEPEQUE	06/29/1959	Active	31	14	11	3	10.71%	28	8	0			P,S,T,M,VP SC	0		\$223.75	
Exc Award (06/30/2018, 06/30/2021)																		
62663	COBAN ALTA VERAPAZ	01/17/2000	Active	39	11	5	6	18.18%	33	12	0			P,S,T,M,VP SC	0		\$70.00	
Exc Award (06/30/2018, 06/30/2019, 06/30/2020)																		
150503	Colomba CC Quetzaltenango	05/04/2022	Cancelled(8*)	0	0	1	-1	-100.00%	1	2	11		None	P,S,T,M,VP SC	24+	90+ Days		
15716	COTZUMALGUAPA L C	10/10/1972	Active	67	13	4	9	15.52%	58	3	0			P,S,T,M,VP SC	0		\$4,352.50	
Exc Award (06/30/2016, 06/30/2017, 06/30/2020)																		
151474	Cotzumalguapa Profesionales	06/27/2022	Active(1)	15	20	7	13	650.00%	2	3	1			P,S,T,M,VP SC	3			




Club Health Assessment for District D 3 through June 2025

			Status	Membership							Reports					Finance		LCIF
Club Number	Club Name	Charter Date		Current Member Count	YTD Members Added	YTD Members Dropped	YTD Net Growth	YTD Net Growth%	Member Count 12 Months Ago	Avg. length of service for dropped members	Months Since Last MMR ***	Yrs. Since Last Officer Report	President Rotation	Vice President Reported ****	Months Since Last Activity Report ***	Account Balance	Donations for current Fiscal Year	
			Number of times on status quo within last two years	If below 15 members appears				If net loss is greater than 20% appears			If no report in 3 months appears in	When more than one year appears in	Number of repeat terms	Notes the officers that do not have appears in an active	If no report at 12 months red			
15717	ESCUINTLA	03/25/1947	Active	41	12	10	2	5.13%	39	4	0		7	P,S,T,M,VP SC	3		\$500.00	
Exc Award (06/30/2022, 06/30/2024)																		
136628	Escuintla Universitario Susana de Maldonado	10/24/2018	Active	25	3	4	-1	-3.85%	26	5	6			P,S,T,M,VP SC	1			
133525	Guatemala 4 X 4 Off Road	12/27/2017	Active	34	4	0	4	13.33%	30		5			P,S,T,M,VP SC	0		\$468.36	
Exc Award (06/30/2023, 06/30/2024)																		
15721	GUATEMALA 63 DE GUATE	08/06/1963	Active	37	2	0	2	5.71%	35		2			P,S,T,M,VP SC	0		\$1,065.00	
Exc Award (06/30/2021)																		
15719	GUATEMALA CENTRAL	10/29/1941	Active(1)	12	0	0	0	0.00%	12		19			P,S,T,M,VP SC	9			
44978	GUATEMALA CHINA	05/06/1985	Active	25	0	0	0	0.00%	25		1		9	P,S,T,M,VP SC	8		\$1,000.00	
138540	Guatemala Humanitaria	06/10/2019	Active	22	13	3	10	83.33%	12	4	0		None	P,S,T,M,VP SC	0		\$215.00	
Exc Award (06/30/2023)																		
56124	GUATEMALA NUEVA GENERACION CHI	10/04/1994	Active	33	9	5	4	13.79%	29	5	0		None	P,S,T,M,VP SC	1		\$1,465.00	
Exc Award (06/30/2024)																		
135254	Guatemala Nuevo Centenario	06/18/2018	Active(1)	12	2	1	1	9.09%	11	7	4			P,S,T,M,VP SC	7	90+ Days	(\$5,138.75)	
35570	GUATEMALA QUICHE	05/22/1978	Active	32	5	2	3	10.34%	29	13	4		4	P,S,T,M,VP SC	4	90+ Days	\$15.00	
15723	GUATEMALA REFORMA	06/07/1966	Active	26	1	2	-1	-3.70%	27	6	0			P,S,T,M,VP SC	0		\$225.00	
Exc Award (06/30/2018, 06/30/2021)																		
46413	GUATEMALA SACATEPEQUEZ	06/30/1986	Active	14	2	0	2	16.67%	12		9		2	P,S,T,M,VP SC	8		\$2,000.00	
Exc Award (06/30/2020)																		
31560	GUATEMALA TIKAL	01/08/1976	Active	17	0	0	0	0.00%	17		24			P,S,T,M,VP SC	9			
15724	GUATEMALA UTATLAN	09/01/1966	Active	83	8	0	8	10.67%	75		0			P,S,T,M,VP SC	2	90+ Days	\$23.75	
Exc Award (06/30/2020, 06/30/2021, 06/30/2022)																		
116133	HUEHUETENANGO	02/21/2012	Active	35	4	0	4	12.90%	31		0			P,S,T,M,VP SC	2		\$902.50	
Exc Award (06/30/2018, 06/30/2024)																		
127336	Jalapa	04/22/2016	Active	67	10	3	7	11.67%	60	4	0			P,S,T,M,VP SC	0		\$3,771.91	
Exc Award (06/30/2018, 06/30/2019, 06/30/2020)																		
52285	JALPATAGUA SERVIDORES DE LA HU	12/19/1991	Active	42	7	0	7	20.00%	35		0		2	P,S,T,M,VP SC	6		\$1,120.00	



Club Health Assessment for District D 3 through June 2025

			Status	Membership							Reports					Finance	LCIF	
Club Number	Club Name	Charter Date		Current Member Count	YTD Members Added	YTD Members Dropped	YTD Net Growth	YTD Net Growth%	Member Count 12 Months Ago	Avg. length of service for dropped members	Months Since Last MMR ***	Yrs. Since Last Officer Report	President Rotation	Vice President Reported ****	Months Since Last Activity Report ***	Account Balance	Donations for current Fiscal Year	
			Number of times on status quo within last two years	If below 15 members appears					If net loss is greater than 20% appears			If no report in 3 months appears in	When more than one year appears in	Number of repeat terms	Notes the officers that do not have an active	If no report at 12 months appears in red		
Exc Award (06/30/2018, 06/30/2021)																		
15727	JUTIAPA	05/02/1959	Active	46	2	1	1	2.22%	45	5	2			P,S,T,M,VP SC	8	90+ Days	\$3,328.32	
Exc Award (06/30/2017, 06/30/2018, 06/30/2021)																		
127161	Jutiapa Damas del Centenario	03/29/2016	Active	46	0	1	-1	-2.13%	47	9	9			P,S,T,M,VP SC	0		\$5,225.43	
Exc Award (06/30/2018, 06/30/2021, 06/30/2023)																		
15728	MALACATAN	08/28/1968	Active	67	4	1	3	4.69%	64	11	0			P,S,T,M,VP SC	0		\$506.25	
Exc Award (06/30/2018, 06/30/2021, 06/30/2023)																		
15729	MARQUENSE	08/16/1962	Cancelled(8*)	0	0	19	-19	-100.00%	19	20	19		None	P,S,T,M,VP SC	10	90+ Days		
135310	Mataquescuintla	06/20/2018	Active	48	18	8	10	26.32%	38	3	0			P,S,T,M,VP SC	1		\$1,415.00	
Exc Award (06/30/2019, 06/30/2021, 06/30/2023)																		
149577	Mazatenango Suchitepéquez	01/17/2022	Active	60	19	22	-3	-4.76%	65	1	1			P,S,T,M,VP SC	9	90+ Days	\$45.00	
Exc Award (06/30/2023)																		
29216	MIXCO	04/30/1974	Active	12	4	6	-2	-14.29%	14	15	5		6	P,S,T,M,VP SC	0			
Exc Award (06/30/2021)																		
138543	Monjas	06/11/2019	Active	35	5	2	3	9.38%	32	2	0			P,S,T,M,VP SC	0		\$1,720.75	
Exc Award (06/30/2021, 06/30/2023, 06/30/2025)																		
143188	Pajapita San Marcos	10/09/2020	Active(3)	11	0	3	-3	-21.43%	14	3	6			P,S,T,M,VP SC	21	90+ Days		
15730	QUETZALTENANGO	02/20/1947	Active	57	11	5	6	11.76%	51	5	0		2	P,S,T,M,VP SC	0		\$552.50	
Exc Award (06/30/2016, 06/30/2018, 06/30/2023)																		
138081	Retalhuleu	05/01/2019	Active	31	4	10	-6	-16.22%	37	3	0			P,S,T,M,VP SC	6		\$390.00	
Exc Award (06/30/2022, 06/30/2023)																		
43741	SALAMA	04/16/1984	Active	74	11	3	8	12.12%	66	3	0			P,S,T,M,VP SC	0		\$1,967.50	
Exc Award (06/30/2016, 06/30/2018, 06/30/2023)																		
78764	SALCAJA	04/12/2004	Active	69	9	2	7	11.29%	62	10	0			P,S,T,M,VP SC	0		\$3,331.25	
Exc Award (06/30/2016, 06/30/2019, 06/30/2023)																		
125933	San Jeronimo	10/07/2015	Active	32	0	0	0	0.00%	32		12			P,S,T,M,VP SC	3		\$425.00	
Exc Award (06/30/2021, 06/30/2023)																		
78368	SAN LUCAS SACATEPEQUEZ	02/27/2004	Active	41	4	6	-2	-4.65%	43	4	0			P,S,T,M,VP SC	1		\$282.50	
Exc Award (06/30/2018, 06/30/2021, 06/30/2023)																		



Club Health Assessment for District D 3 through June 2025

			Status	Membership						Reports				Finance	LCIF		
Club Number	Club Name	Charter Date		Current Member Count	YTD Members Added	YTD Members Dropped	YTD Net Growth	YTD Net Growth%	Member Count 12 Months Ago	Avg. length of service for dropped members	Months Since Last MMR ***	Yrs. Since Last Officer Report	President Rotation	Vice President Reported ****	Months Since Last Activity Report ***	Account Balance	Donations for current Fiscal Year
			Number of times on status quo within last two years	If below 15 members appears				If net loss is greater than 20% appears			If no report in 3 months appears in	When more than one year appears in	Number of repeat terms	Notes the officers that do not have an active	If no report at 12 months appears in red		
127338	San Pedro Sacatepequez Valle de La Esmeralda Exc Award (06/30/2018, 06/30/2021)	04/22/2016	Active(1)	9	3	0	3	50.00%	6		0			P,S,T,M,VP SC	0		\$105.00
46164	SAN RAFAEL PIE DE LA CUESTA	05/08/1986	Active	31	3	1	2	6.90%	29	9	0		2	P,S,T,M,VP SC	8		\$15.00
15733	SANTA CRUZ DEL QUICHE Exc Award (06/30/2017, 06/30/2018, 06/30/2020)	03/05/1960	Active	39	5	5	0	0.00%	39	8	0			P,S,T,M,VP SC	0		\$445.00
140083	Santa Cruz El Chol Exc Award (06/30/2023)	10/22/2019	Active	27	1	6	-5	-15.63%	32	5	0			P,S,T,M,VP SC	1		\$1,300.00
106010	TIQUISATE	06/25/2009	Active(1)	18	0	0	0	0.00%	18		33		10	P,S,T,M,VP SC	9		

Clubs Cancelled Previous Fiscal Year – Clubs Cancelled within last 12 months may be reinstated

Club Number	Club Name	Charter Date	Current Status*	Cancellation Date
129705	El Progreso Achuapa	12/27/2016	Cancelled(8*)	12/29/2023
141592	Guatemala Visitadores Médicos	06/15/2020	Cancelled(8*)	06/29/2024

Current Total Clubs Count	YTD New Clubs Count	YTD Cancelled Clubs Count	YTD Net Club Gain	Current Total Members Count	YTD Add	YTD Drop	YTD Net Growth	YTD Net Growth %	Member Count 12 Months Ago	Average Member Count Per Club	% of Clubs with less than 20 members	% No MMR in 3 Months	% No Officer Report in 12 Months	% of Clubs with balance 90+ days	Number of Clubs in Status Quo	% Status Quo Clubs in Financial Suspension	Number of Cancelled Clubs	Average Cancelled Club Age	Members Lost Due to Cancellation	% of Clubs Cancelled for Non-Financial Reasons
54	7	2	5	1,829	485	207	278	17.92%	1,553	34	22%	24%	0%	15%	0	0%	2	38	20	-100%

* - P - Priority Club. Cancellation Reasons: 1-Objectives/conduct, 2-Non-active club, 5-Non-existing club, 6-Disbanding, 7-Merger, 8-Financial Suspension, 9-District/Multiple District Dues.

** - Abbreviation: P-President, S-Secretary, T-Treasurer, M-Member Chairperson, VP-First Vice President, MC-Communications Chairperson, SC-Service Chairperson

*** - Abbreviation: N/R - Never reported using the Lions Clubs website, N/A - Not applicable, No password registered for the Lions Clubs website.

**** - Abbreviation: N - New, IP - Immediate Past, R - Repeat.



Club Health Assessment for District D 4 through June 2025

			Status	Membership							Reports					Finance		LCIF
Club Number	Club Name	Charter Date		Current Member Count	YTD Members Added	YTD Members Dropped	YTD Net Growth	YTD Net Growth%	Member Count 12 Months Ago	Avg. length of service for dropped members	Months Since Last MMR ***	Yrs. Since Last Officer Report	President Rotation	Vice President Reported ****	Months Since Last Activity Report ***	Account Balance	Donations for current Fiscal Year	
			Number of times on status quo within last two years	If below 15 members appears				If net loss is greater than 20% appears			If no report in 3 months appears in	When more than one year appears in	Number of repeat terms	Notes the officers that do not have an active	If no report at 12 months appears in red			
Clubs less than two years old																		
179635	La Union	11/15/2024	Active	27	27	0	27	100.00%	0		3			P,S,T,M,VP SC	1			
182715	Los Santos	06/12/2025	Newly Chartered	27	27	0	27	100.00%	0		0			P,S,T,M,VP SC	0			
176992	Montes de Oca	08/21/2024	Active	18	23	5	18	100.00%	0	5	0			P,S,T,M,VP SC	2			
156637	San José - ExLeos de Costa Rica	01/22/2024	Active	26	0	4	-4	-13.33%	30	1	1			P,S,T,M,VP SC	0		\$240.00	
156540	Santo Domingo de Heredia - Costa Rica Salud Sin	11/27/2023	Active	30	10	6	4	15.38%	26	3	1		2	P,S,T,M,VP SC	0		\$1,020.00	
172186	Zapote	06/19/2024	Active(1)	10	2	12	-10	-50.00%	20	1	1		2	P,S,T,M,VP SC	1			
Clubs more than two years old																		
15571	ALAJUELA	06/20/1952	Active	53	4	9	-5	-8.62%	58	25	1			P,S,T,M,VP SC	0		\$1,200.00	
Exc Award (06/30/2021, 06/30/2022)																		
36811	ALAJUELA AEREOPUERTO	03/28/1979	Active	28	0	0	0	0.00%	28		1			P,S,T,M,VP SC	0		\$100.00	
149729	Alajuela La Guácima	02/22/2022	Active	14	3	10	-7	-33.33%	21	3	0		4	P,S,T,M,VP SC	0		\$20.00	
117235	ALAJUELITA	06/20/2012	Active	24	0	0	0	0.00%	24		11		3	P,S,T,M,VP SC	8			
Exc Award (06/30/2017, 06/30/2022)																		
34183	ASERRI	06/25/1977	Active	22	5	0	5	29.41%	17		0		3	P,S,T,M,VP SC	0		\$550.00	
36381	ATENAS	12/29/1978	Active	23	0	3	-3	-11.54%	26	6	2		3	P,S,T,M,VP SC	0			
44637	BAGACES	02/06/1985	Active	11	0	0	0	0.00%	11		10		2	P,S,T,M,VP SC	0			
34013	BARVA	06/13/1977	Active	44	3	4	-1	-2.22%	45	6	0			P,S,T,M,VP SC	0		\$400.00	
Exc Award (06/30/2022)																		
111283	BUENOS AIRES	06/08/2011	Active(1)	22	9	5	4	22.22%	18	3	1			P,S,T,M,VP SC	0		\$20.00	
136526	Cachí Bicentenario	12/10/2018	Active	22	9	1	8	57.14%	14	3	2			P,S,T,M,VP SC	0		\$44.00	
144788	Carrillo	01/05/2021	Active	22	2	4	-2	-8.33%	24	2	0			P,S,T,M,VP SC	0	90+ Days	\$44.00	
15572	CARTAGO	12/10/1965	Active	27	0	3	-3	-10.00%	30	10	1		2	P,S,T,M,VP SC	0		\$100.00	
Exc Award (06/30/2019, 06/30/2021, 06/30/2022)																		
56667	CIUDAD COLON	03/20/1995	Active	34	5	2	3	9.68%	31	1	0			P,S,T,M,VP SC	0		\$543.10	



Club Health Assessment for District D 4 through June 2025

			Status	Membership							Reports					Finance		LCIF
Club Number	Club Name	Charter Date		Current Member Count	YTD Members Added	YTD Members Dropped	YTD Net Growth	YTD Net Growth%	Member Count 12 Months Ago	Avg. length of service for dropped members	Months Since Last MMR ***	Yrs. Since Last Officer Report	President Rotation	Vice President Reported ****	Months Since Last Activity Report ***	Account Balance	Donations for current Fiscal Year	
			Number of times on status quo within last two years	If below 15 members appears				If net loss is greater than 20% appears			If no report in 3 months appears in	When more than one year appears in	Number of repeat terms	Notes the officers that do not have an active	If no report at 12 months appears in red			
15573	CIUDAD QUESADA	05/09/1957	Active	49	3	2	1	2.08%	48	35	0			P,S,T,M,VP SC	0		\$1,899.98	
	Exc Award (06/30/2023)																	
59548	CORONADO VAZQUEZ	05/15/1997	Active	34	9	7	2	6.25%	32	7	0			P,S,T,M,VP SC	0		\$1,075.12	
	Exc Award (06/30/2021, 06/30/2022, 06/30/2023)																	
144057	Corredores	12/16/2020	Active	22	11	2	9	69.23%	13	4	0			P,S,T,M,VP SC	0			
15577	CURRIDABAT	06/06/1972	Active	41	16	3	13	46.43%	28	20	0			P,S,T,M,VP SC	0		\$2,899.34	
	Exc Award (06/30/2018, 06/30/2019, 06/30/2020)																	
15578	DESAMPARADOS	06/21/1966	Active	26	2	16	-14	-35.00%	40	14	0			P,S,T,M,VP SC	0			
	Exc Award (06/30/2018, 06/30/2024)																	
133084	Desamparados San Juan de Dios Bicentenario	11/21/2017	Active	12	0	4	-4	-25.00%	16	6	0		2	P,S,T,M,VP SC	0		\$2,200.00	
116542	EL GUARCO	04/24/2012	Active	39	4	1	3	8.33%	36	3	0			P,S,T,M,VP SC	1		\$544.00	
	Exc Award (06/30/2018, 06/30/2022)																	
15579	ESCAZU	10/13/1970	Active	15	0	0	0	0.00%	15		5		17	P,S,T,M,VP SC	0			
124848	Esparza	05/14/2015	Active	24	0	0	0	0.00%	24		14		5	P,S,T,M,VP SC	0		\$44.00	
15582	GRECIA	04/13/1966	Active	48	4	6	-2	-4.00%	50	25	0			P,S,T,M,VP SC	0		\$1,064.00	
	Exc Award (06/30/2018)																	
15583	GUADALUPE	11/13/1968	Active	23	13	10	3	15.00%	20	11	0			P,S,T,M,VP SC	0		\$300.00	
120025	Guayabo Miravalles	09/20/2013	Active	24	7	5	2	9.09%	22	7	0		2	P,S,T,M,VP SC	0			
15584	HEREDIA	01/15/1954	Active	30	9	9	0	0.00%	30	9	0		4	P,S,T,M,VP SC	0	90+ Days	\$164.00	
119512	Hojancha	06/05/2013	Active	9	0	0	0	0.00%	9		15		5	P,S,T,M,VP SC	0			
122462	Jicaral	06/19/2014	Active(1)	10	0	0	0	0.00%	10		1			P,S,T,M,VP SC	0			
120405	La Cruz	11/19/2013	Cancelled(6*)	0	0	0	0	0.00%	0		12	1	None	P,S,T,M,VP SC	24+			
61512	LA SABANA	02/05/1999	Active	22	1	0	1	4.76%	21		1		3	P,S,T,M,VP SC	0			
15586	LIBERIA	03/14/1957	Active	35	5	6	-1	-2.78%	36	18	3		2	P,S,T,M,VP SC	0	90+ Days		
131536	Limón Centenario	06/21/2017	Active	20	7	4	3	17.65%	17	7	1			P,S,T,M,VP SC	2	90+ Days	\$80.00	
140674	Matina (Cantón Matina)	01/24/2020	Active	12	0	0	0	0.00%	12		13		2	P,S,T,M,VP SC	0			




Club Health Assessment for District D 4 through June 2025

			Status	Membership							Reports					Finance		LCIF
Club Number	Club Name	Charter Date		Current Member Count	YTD Members Added	YTD Members Dropped	YTD Net Growth	YTD Net Growth%	Member Count 12 Months Ago	Avg. length of service for dropped members	Months Since Last MMR ***	Yrs. Since Last Officer Report	President Rotation	Vice President Reported ****	Months Since Last Activity Report ***	Account Balance	Donations for current Fiscal Year	
			Number of times on status quo within last two years	If below 15 members appears				If net loss is greater than 20% appears			If no report in 3 months appears in	When more than one year appears in	Number of repeat terms	Notes the officers that do not have an active	If no report at 12 months appears in red			
116569	MONTEVERDE	04/17/2012	Active(3)	16	0	2	-2	-11.11%	18	13	6		3	P,S,T,M,VP SC	1	90+ Days	\$395.00	
15589	MORAVIA	10/17/1970	Active	29	6	1	5	20.83%	24	32	1			P,S,T,M,VP SC	0			
52610	NARANJO	03/04/1992	Active	59	20	3	17	40.48%	42	18	0			P,S,T,M,VP SC	0		\$1,254.00	
Exc Award (06/30/2019)																		
45499	NICOYA	11/06/1985	Active	52	7	3	4	8.33%	48	7	3			P,S,T,M,VP SC	0	90+ Days	\$707.00	
64060	PACAYAS	03/09/2001	Active	18	0	0	0	0.00%	18		9			P,S,T,M,VP SC	1			
119404	PALMARES OCCIDENTE	05/17/2013	Active(2)	7	0	1	-1	-12.50%	8	12	6		5	P,S,T,M,VP SC	6			
49541	PARAISO	05/26/1989	Active	33	2	3	-1	-2.94%	34	5	0			P,S,T,M,VP SC	0		\$5.00	
Exc Award (06/30/2018, 06/30/2021)																		
15593	PUNTARENAS	03/19/1957	Active	18	6	2	4	28.57%	14	2	2		4	P,S,T,M,VP SC	0		\$300.00	
15594	PURISCAL	08/17/1971	Active	18	3	2	1	5.88%	17	19	0		2	P,S,T,M,VP SC	0		\$99.61	
138764	Quepos	06/25/2019	Active	29	8	0	8	38.10%	21		1			P,S,T,M,VP SC	0		\$300.00	
Exc Award (06/30/2022)																		
15598	SAN ISIDRO DE EL GENERAL	08/01/1969	Active	42	6	0	6	16.67%	36		1			P,S,T,M,VP SC	0		\$44.00	
Exc Award (06/30/2022)																		
83142	SAN ISIDRO ZURQUI	07/30/2004	Active	17	3	6	-3	-15.00%	20	7	2		3	P,S,T,M,VP SC	0			
30637	SAN JOAQUIN DE FLORES	04/29/1975	Active	13	2	0	2	18.18%	11		1		7	P,S,T,M,VP SC	1		\$40.00	
15597	SAN JOSE	01/21/1944	Active	23	3	2	1	4.55%	22	32	1			P,S,T,M,VP SC	4	90+ Days	\$100.00	
140603	San José - Colegio de Abogados y Abogadas de	01/22/2020	Active	34	2	1	1	3.03%	33	3	0		4	P,S,T,M,VP SC	4		\$3,000.00	
36812	SAN JOSE BARRIO CORDOBA	03/29/1979	Active	20	1	1	0	0.00%	20	34	0		2	P,S,T,M,VP SC	0		\$994.00	
53618	SAN JOSE GONZALEZ LAHMANN	08/31/1992	Active	32	2	0	2	6.67%	30		8			P,S,T,M,VP SC	0		\$140.00	
29639	SAN JOSE HATILLO	07/29/1974	Active(1)	15	0	2	-2	-11.76%	17	3	0		5	P,S,T,M,VP SC	4			
49195	SAN JOSE LA URUCA	02/06/1989	Active	19	1	0	1	5.56%	18		3		8	P,S,T,M,VP SC	0		\$306.00	
32322	SAN JOSE ROHRMOSER	05/28/1976	Active	28	10	6	4	16.67%	24	19	0		3	P,S,T,M,VP SC	0		\$111.00	
Exc Award (06/30/2018)																		



Club Health Assessment for District D 4 through June 2025

			Status	Membership							Reports					Finance		LCIF
Club Number	Club Name	Charter Date		Current Member Count	YTD Members Added	YTD Members Dropped	YTD Net Growth	YTD Net Growth%	Member Count 12 Months Ago	Avg. length of service for dropped members	Months Since Last MMR ***	Yrs. Since Last Officer Report	President Rotation	Vice President Reported ****	Months Since Last Activity Report ***	Account Balance	Donations for current Fiscal Year	
			Number of times on status quo within last two years	If below 15 members appears				If net loss is greater than 20% appears			If no report in 3 months appears in	When more than one year appears in	Number of repeat terms	Notes the officers that do not have an active	If no report at 12 months appears in red			
49761	SAN JOSE SAN FRANCISCO	07/26/1989	Active	32	9	7	2	6.67%	30	5	0			P,S,T,M,VP SC	0		\$2,194.00	
Exc Award (06/30/2017, 06/30/2021, 06/30/2024)																		
34092	SAN JOSE SAN SEBASTIAN	06/20/1977	Active	24	0	8	-8	-25.00%	32	10	2		7	P,S,T,M,VP SC	8			
Exc Award (06/30/2023)																		
100162	SAN JOSE SANTA MARTA	09/10/2007	Active	15	0	0	0	0.00%	15		15		None	P,S,T,M,VP SC	16			
140093	San Pablo De Heredia	11/18/2019	Active	20	4	1	3	17.65%	17	5	1			P,S,T,M,VP SC	0		\$500.00	
34761	SAN PEDRO	12/12/1977	Active	11	6	6	0	0.00%	11	2	6		3	P,S,T,M,VP SC	3			
142849	San Pedro de Montes de Oca - Colegio de Ciencias	09/09/2020	Cancelled(8*)	0	0	17	-17	-100.00%	17	4	1		None	P,S,T,M,VP SC	18	90+ Days		
60871	SAN RAFAEL DE ESCAZU	06/11/1998	Active	28	10	12	-2	-6.67%	30	5	0			P,S,T,M,VP SC	0		\$20.00	
Exc Award (06/30/2018, 06/30/2019, 06/30/2024)																		
57927	SAN RAFAEL DE HEREDIA	02/28/1996	Active	37	3	0	3	8.82%	34		1		2	P,S,T,M,VP SC	0		\$20.00	
Exc Award (06/30/2024)																		
125065	San Ramon	06/05/2015	Active	43	9	9	0	0.00%	43	6	0		2	P,S,T,M,VP SC	0		\$3,128.00	
Exc Award (06/30/2019, 06/30/2022, 06/30/2024)																		
40126	SANTA ANA	06/14/1981	Active	17	0	1	-1	-5.56%	18	3	8		4	P,S,T,M,VP SC	1			
135008	Santa Cruz Ciudad Folclórica Bicentenario	06/20/2018	Active	9	0	2	-2	-18.18%	11	4	6		2	P,S,T,M,VP SC	0			
15601	SANTO DOMINGO	01/26/1972	Active	49	6	2	4	8.89%	45	3	1			P,S,T,M,VP SC	0		\$3,184.00	
Exc Award (06/30/2021, 06/30/2024)																		
97194	SARCHI	05/26/2006	Active	22	0	0	0	0.00%	22		14		None	P,S,T,M,VP SC	3			
15603	TIBAS	05/06/1971	Active	64	6	2	4	6.67%	60	13	0		2	P,S,T,M,VP SC	0		\$1,446.00	
Exc Award (06/30/2018, 06/30/2023, 06/30/2024)																		
15606	TURRIALBA	11/28/1946	Active	36	3	3	0	0.00%	36	3	0		2	P,S,T,M,VP SC	0		\$100.00	
134877	Upala Bicentenario	05/31/2018	Active	8	4	3	1	14.29%	7	5	5			P,S,T,M,VP SC	0	90+ Days		

Clubs Cancelled Previous Fiscal Year – Clubs Cancelled within last 12 months may be reinstated

Club Number	Club Name	Charter Date	Current Status*	Cancellation Date
144063	Aserrí Villa Nueva Bicentenario	12/23/2020	Cancelled(6*)	05/29/2024



Club Health Assessment for District D 4 through June 2025

				Status		Membership							Reports				Finance		LCIF		
						Current Member Count	YTD Members Added	YTD Members Dropped	YTD Net Growth	YTD Net Growth%	Member Count 12 Months Ago	Avg. length of service for dropped members	Months Since Last MMR ***	Yrs. Since Last Officer Report	President Rotation	Vice President Reported ****	Months Since Last Activity Report ***	Account Balance	Donations for current Fiscal Year		
Club Number	Club Name	Charter Date																			
				Number of times on status quo within last two years				If below 15 members appears			If net loss is greater than 20% appears			If no report in 3 months appears in	When more than one year appears in	Number of repeat terms		Notes the officers that do not have an active	If no report at 12 months appears in red		
15590	OROTINA	03/29/1973		Cancelled(8*)				06/29/2024													
55501	POCOCI	04/08/1994		Cancelled(6*)				05/29/2024													
134688	Zarcero Centenario	05/31/2018		Cancelled(6*)				05/29/2024													
Current Total Clubs Count	YTD New Clubs Count	YTD Cancelled Clubs Count	YTD Net Club Gain	Current Total Members Count	YTD Add	YTD Drop	YTD Net Growth	YTD Net Growth %	Member Count 12 Months Ago	Average Member Count Per Club	% of Clubs with less than 20 members	% No MMR in 3 Months	% No Officer Report in 12 Months	% of Clubs with balance 90+ days	Number of Clubs in Status Quo	% Status Quo Clubs in Financial Suspension	Number of Cancelled Clubs	Average Cancelled Club Age	Members Lost Due to Cancellation	% of Clubs Cancelled for Non-Financial Reasons	
73	3	2	1	1,916	362	251	111	6.15%	1,805	26	32%	27%	0%	11%	0	0%	2	53	17	0%	

* - P - Priority Club. Cancellation Reasons: 1-Objectives/conduct, 2-Non-active club, 5-Non-existing club, 6-Disbanding, 7-Merger, 8-Financial Suspension, 9-District/Multiple District Dues.

** - Abbreviation: P-President, S-Secretary, T-Treasurer, M-Member Chairperson, VP-First Vice President, MC-Communications Chairperson, SC-Service Chairperson

*** - Abbreviation: N/R - Never reported using the Lions Clubs website, N/A - Not applicable, No password registered for the Lions Clubs website.

**** - Abbreviation: N - New, IP - Immediate Past, R - Repeat.



Club Health Assessment for District D 5 through June 2025

			Status	Membership							Reports					Finance		LCIF
Club Number	Club Name	Charter Date		Current Member Count	YTD Members Added	YTD Members Dropped	YTD Net Growth	YTD Net Growth%	Member Count 12 Months Ago	Avg. length of service for dropped members	Months Since Last MMR ***	Yrs. Since Last Officer Report	President Rotation	Vice President Reported ****	Months Since Last Activity Report ***	Account Balance	Donations for current Fiscal Year	
			Number of times on status quo within last two years	If below 15 members appears					If net loss is greater than 20% appears			If no report in 3 months appears in	When more than one year appears in	Number of repeat terms	Notes the officers that do not have an active	If no report at 12 months appears in red		
Clubs more than two years old																		
107104	CAMOAPA	12/18/2009	Active(1)	30	0	5	-5	-14.29%	35	7	1			P,S,T,M,VP SC	3	90+ Days		
Exc Award (06/30/2016)																		
15683	ESTELI	04/01/1958	Active	34	5	1	4	13.33%	30	19	0			P,S,T,M,VP SC	1		\$4,488.00	
Exc Award (06/30/2016, 06/30/2018, 06/30/2020)																		
147028	Estelí Estanzuela	06/28/2021	Active(1)	13	0	0	0	0.00%	13		12			P,S,T,M,VP SC	8			
48102	ESTELI MIRAFLORES	02/02/1988	Active(1)	25	0	4	-4	-13.79%	29	16	6			P,S,T,M,VP SC	8		\$200.00	
Exc Award (06/30/2021)																		
15684	GRANADA	09/22/1958	Active	17	5	1	4	30.77%	13	34	0			P,S,T,M,VP SC	0		\$1,889.00	
50955	GRANADA XALTEVA	09/28/1990	Active(1)	12	12	14	-2	-14.29%	14	12	1		2	P,S,T,M,VP SC	5			
45685	JUIGALPA	01/24/1986	Active(1)	26	1	0	1	4.00%	25		8		2	P,S,T,M,VP SC	8	90+ Days		
15689	MANAGUA	12/14/1942	Active	20	2	0	2	11.11%	18		0			P,S,T,M,VP SC	0		\$227.00	
Exc Award (06/30/2018, 06/30/2019, 06/30/2020)																		
150884	Managua Capital	05/17/2022	Active	41	6	3	3	7.89%	38	4	0			P,S,T,M,VP SC	0		\$3,126.06	
Exc Award (06/30/2023, 06/30/2024)																		
127248	Managua Centenario	04/12/2016	Active	22	2	3	-1	-4.35%	23	8	0		2	P,S,T,M,VP SC	0		\$770.00	
Exc Award (06/30/2021, 06/30/2022)																		
15692	MANAGUA XOLOTLAN	10/31/1968	Active(2)	8	3	0	3	60.00%	5		0			P,S,T,M,VP SC	1	90+ Days		
133925	Masaya Folklore	02/22/2018	Active	21	3	0	3	16.67%	18		1			P,S,T,M,VP SC	0		\$869.00	
Exc Award (06/30/2021, 06/30/2022)																		
48473	MATAGALPA APANTE	04/11/1988	Active	39	1	2	-1	-2.50%	40	28	1			P,S,T,M,VP SC	0		\$545.00	
15702	RIVAS	08/11/1953	Active	38	4	6	-2	-5.00%	40	14	0			P,S,T,M,VP SC	0			
Exc Award (06/30/2018, 06/30/2022)																		
59869	RIVAS CASIQUE NICARAGUA	07/21/1997	Active	20	2	2	0	0.00%	20	16	0			P,S,T,M,VP SC	1		\$100.00	
Exc Award (06/30/2021)																		
149136	San Juan del Sur	12/01/2021	Active	37	17	5	12	48.00%	25	2	0			P,S,T,M,VP SC	4			
Exc Award (06/30/2023)																		
41900	SANTO TOMAS	10/13/1982	Active	26	1	13	-12	-31.58%	38	2	0		2	P,S,T,M,VP SC	2		\$485.00	



Club Health Assessment for District D 5 through June 2025

INTERNATIONAL

Club Number	Club Name	Charter Date	Status	Membership						Reports					Finance	LCIF	
			Current Member Count	YTD Members Added	YTD Members Dropped	YTD Net Growth	YTD Net Growth%	Member Count 12 Months Ago	Avg. length of service for dropped members	Months Since Last MMR ***	Yrs. Since Last Officer Report	President Rotation	Vice President Reported ****	Months Since Last Activity Report ***	Account Balance	Donations for current Fiscal Year	
			Number of times on status quo within last two years	If below 15 members appears			If net loss is greater than 20% appears				If no report in 3 months appears in	When more than one year appears in	Number of repeat terms	Notes the officers that do not have an active	If no report appears in 12 months red		
Exc Award (06/30/2021, 06/30/2023)																	

Clubs Cancelled Previous Fiscal Year – Clubs Cancelled within last 12 months may be reinstated

Club Number		Club Name		Charter Date		Current Status*		Cancellation Date												
126251		Ocotol Segovia		12/17/2015		Cancelled(8*)		08/29/2023												
Current Total Clubs Count	YTD New Clubs Count	YTD Cancelled Clubs Count	YTD Net Club Gain	Current Total Members Count	YTD Add	YTD Drop	YTD Net Growth	YTD Net Growth %	Member Count 12 Months Ago	Average Member Count Per Club	% of Clubs with less than 20 members	% No MMR in 3 Months	% No Officer Report in 12 Months	% of Clubs with balance 90+ days	Number of Clubs in Status Quo	% Status Quo Clubs in Financial Suspension	Number of Cancelled Clubs	Average Cancelled Club Age	Members Lost Due to Cancellation	% of Clubs Cancelled for Non-Financial Reasons
17	0	0	0	429	64	59	5	1.18%	424	25	24%	18%	0%	18%	0	0%	0	0	0	0%

* - P - Priority Club. Cancellation Reasons: 1-Objectives/conduct, 2-Non-active club, 5-Non-existing club, 6-Disbanding, 7-Merger, 8-Financial Suspension, 9-District/Multiple District Dues.

** - Abbreviation: P-President, S-Secretary, T-Treasurer, M-Member Chairperson, VP-First Vice President, MC-Communications Chairperson, SC-Service Chairperson

*** - Abbreviation: N/R - Never reported using the Lions Clubs website, N/A - Not applicable, No password registered for the Lions Clubs website.

**** - Abbreviation: N - New, IP - Immediate Past, R - Repeat.




Club Health Assessment for District D 6 through June 2025

			Status	Membership							Reports					Finance		LCIF
Club Number	Club Name	Charter Date		Current Member Count	YTD Members Added	YTD Members Dropped	YTD Net Growth	YTD Net Growth%	Member Count 12 Months Ago	Avg. length of service for dropped members	Months Since Last MMR ***	Yrs. Since Last Officer Report	President Rotation	Vice President Reported ****	Months Since Last Activity Report ***	Account Balance	Donations for current Fiscal Year	
			Number of times on status quo within last two years	If below 15 members appears				If net loss is greater than 20% appears			If no report in 3 months appears in	When more than one year appears in	Number of repeat terms	Notes the officers that do not have an active	If no report at 12 months appears in red			
Clubs less than two years old																		
155902	El Porvenir	09/13/2023	Active(1)	24	1	0	1	4.35%	23		11		2	P,S,T,M,VP SC	9		\$4.00	
Exc Award (06/30/2024)																		
182226	El Porvenir	05/20/2025	Newly Chartered	22	22	0	22	100.00%	0		1			P,S,T,M,VP SC	N/A			
182750	GUAIMACA	06/27/2025	Newly Chartered	20	20	0	20	100.00%	0		0			P,S,T,M,VP SC	N/R			
174821	Junco Y Cafe	08/02/2024	Active	25	35	10	25	100.00%	0	1	0			P,S,T,M,VP SC	0		\$275.00	
181617	La Lima Oro Verde	04/13/2025	Newly Chartered	24	25	1	24	100.00%	0	0	0			P,S,T,M,VP SC	0		\$257.00	
182155	La Paz Valle de Las Piedras	05/12/2025	Newly Chartered	20	20	0	20	100.00%	0		1			P,S,T,M,VP SC	1			
157893	Marcala 2024	04/08/2024	Active	19	0	1	-1	-5.00%	20	1	1		2	P,S,T,M,VP SC	8		\$50.00	
181160	Mercedes	03/03/2025	Active	21	21	0	21	100.00%	0		1			P,S,T,M,VP SC	0		\$75.00	
156615	San Juan Pueblo	12/21/2023	Active	20	0	1	-1	-4.76%	21	1	6			P,S,T,M,VP SC	6	90+ Days	\$310.00	
181258	Siguatopeque "El Leon Dorado"	03/11/2025	Active	27	29	2	27	100.00%	0	0	2			P,S,T,M,VP SC	0		\$285.00	
155302	Sultana de Occidente	08/14/2023	Active	47	8	3	5	11.90%	42	2	0			P,S,T,M,VP SC	0		\$330.00	
Exc Award (06/30/2024)																		
179658	Tegucigalpa Luz y Esperanza	12/03/2024	Active	35	35	0	35	100.00%	0		2			P,S,T,M,VP SC	0		\$5.00	
182794	Tegucigalpa Unidos en Misión	06/12/2025	Newly Chartered	22	22	0	22	100.00%	0		0			P,S,T,M,VP SC	N/A		\$3.00	
179143	Tela 0107	11/06/2024	Active	15	21	6	15	100.00%	0	4	0			P,S,T,M,VP SC	7		\$2.00	
182648	UNIVERSITARIO JOVENES PROMESA	06/16/2025	Newly Chartered	20	20	0	20	100.00%	0		0			P,S,T,M,VP SC	N/A			
181630	UTH Campus Juticalpa	04/13/2025	Newly Chartered	29	29	0	29	100.00%	0		0			P,S,T,M,VP SC	0		\$200.00	
Clubs more than two years old																		
42289	CAMPAMENTO	02/28/1983	Active	33	0	6	-6	-15.38%	39	5	0			P,S,T,M,VP SC	0		\$100.00	
Exc Award (06/30/2018, 06/30/2019, 06/30/20																		
15741	CATACAMAS	08/10/1967	Active	59	15	9	6	11.32%	53	3	0			P,S,T,M,VP SC	1		\$2,190.00	




Club Health Assessment for District D 6 through June 2025

			Status	Membership							Reports					Finance	LCIF
Club Number	Club Name	Charter Date		Current Member Count	YTD Members Added	YTD Members Dropped	YTD Net Growth	YTD Net Growth%	Member Count 12 Months Ago	Avg. length of service for dropped members	Months Since Last MMR ***	Yrs. Since Last Officer Report	President Rotation	Vice President Reported ****	Months Since Last Activity Report ***	Account Balance	Donations for current Fiscal Year
			Number of times on status quo within last two years	If below 15 members appears				If net loss is greater than 20% appears			If no report in 3 months appears in	When more than one year appears in	Number of repeat terms	Notes the officers that do not have appears in an active	If no report at 12 months red		
Exc Award (06/30/2018, 06/30/2019, 06/30/2020)																	
150877	Catacamas Bicentenario	05/23/2022	Cancelled(8*)	0	0	7	-7	-100.00%	7	5	0	2	None	P,S,T,M,VP SC	24+	90+ Days	\$22.00
152140	Cataguana	08/11/2022	Active(1)	30	6	1	5	20.00%	25	2	1			P,S,T,M,VP SC	3		\$1,685.00
Exc Award (06/30/2023, 06/30/2024)																	
30511	CHOLOMA	04/08/1975	Active	37	1	4	-3	-7.50%	40	9	0			P,S,T,M,VP SC	0		\$1,095.00
Exc Award (06/30/2020, 06/30/2021, 06/30/2022)																	
146809	Choloma Comunicadores Honduras 504	06/21/2021	Cancelled(8*)	0	0	14	-14	-100.00%	14	3	0		None	P,S,T,M,VP SC	21	90+ Days	\$2.00
15742	CHOLUTECA	04/01/1945	Active	22	1	0	1	4.76%	21		10		2	P,S,T,M,VP SC	4	90+ Days	\$2.00
146219	Cofradia La Voz Del Pueblo	05/20/2021	Active	7	0	1	-1	-12.50%	8	2	1		2	P,S,T,M,VP SC	4		\$2.00
15743	COMAYAGUA	02/05/1944	Active	80	4	12	-8	-9.09%	88	10	0		2	P,S,T,M,VP SC	0		\$3,560.00
Exc Award (06/30/2019, 06/30/2020, 06/30/2021)																	
138354	Comayagua en Accion	06/13/2019	Active	18	19	33	-14	-43.75%	32	3	0		None	P,S,T,M,VP SC	1	90+ Days	\$300.00
Exc Award (06/30/2021, 06/30/2023)																	
15744	COMAYAGUELA	02/16/1966	Active(1)	19	0	0	0	0.00%	19		8		3	P,S,T,M,VP SC	11		
139736	Corquin La Perla de Occidente	10/08/2019	Active	51	1	1	0	0.00%	51	4	3			P,S,T,M,VP SC	0		\$1,250.00
Exc Award (06/30/2020, 06/30/2021, 06/30/2022)																	
15746	DANLI	03/18/1966	Active	25	3	3	0	0.00%	25	6	5		3	P,S,T,M,VP SC	3		\$425.00
Exc Award (06/30/2019, 06/30/2020, 06/30/2021)																	
150314	El Nispero Bicentenario	03/30/2022	Active(1)	24	7	7	0	0.00%	24	3	0		None	P,S,T,M,VP SC	0		\$2.00
15747	EL PROGRESO	02/08/1950	Active	47	17	39	-22	-31.88%	69	6	0			P,S,T,M,VP SC	0		\$1,755.00
Exc Award (06/30/2018, 06/30/2020, 06/30/2021)																	
141154	El Progreso - La Foresta	03/12/2020	Active	20	5	7	-2	-9.09%	22	3	0			P,S,T,M,VP SC	7		\$70.00
Exc Award (06/30/2021, 06/30/2023)																	
149467	El Progreso Bicentenario	12/29/2021	Active	13	1	13	-12	-48.00%	25	2	1			P,S,T,M,VP SC	8		\$81.00
Exc Award (06/30/2022)																	
145787	Honduras Sin Fronteras	05/18/2021	Active	23	0	1	-1	-4.17%	22	4	1		2	P,S,T,M,VP SC	0		\$1,425.00
Exc Award (06/30/2022, 06/30/2023)																	
141618	Jesus De Otoro	06/11/2020	Active(1)	20	0	0	0	0.00%	20		15		None	P,S,T,M,VP SC	10		\$2.00



Club Health Assessment for District D 6 through June 2025

			Status	Membership							Reports					Finance	LCIF
Club Number	Club Name	Charter Date		Current Member Count	YTD Members Added	YTD Members Dropped	YTD Net Growth	YTD Net Growth%	Member Count 12 Months Ago	Avg. length of service for dropped members	Months Since Last MMR ***	Yrs. Since Last Officer Report	President Rotation	Vice President Reported ****	Months Since Last Activity Report ***	Account Balance	Donations for current Fiscal Year
			Number of times on status quo within last two years	If below 15 members appears				If net loss is greater than 20% appears			If no report in 3 months appears in	When more than one year appears in	Number of repeat terms	Notes the officers that do not have an active	If no report at 12 months appears in red		
15750	JUTICALPA	10/01/1962	Active	101	22	13	9	9.78%	92	5	0			P,S,T,M,VP SC	0		\$15,466.00
	Exc Award (06/30/2016, 06/30/2017, 06/30/2018)																
15751	LA CEIBA	06/16/1942	Active	28	2	5	-3	-9.68%	31	24	1			P,S,T,M,VP SC	0		\$365.00
	Exc Award (06/30/2018, 06/30/2019, 06/30/2020)																
30362	LA ESPERANZA	03/06/1975	Active	65	5	0	5	8.33%	60		0			P,S,T,M,VP SC	1		\$2,950.00
	Exc Award (06/30/2019, 06/30/2020, 06/30/2021)																
137912	La Labor Ocotepeque	04/09/2019	Active	12	0	0	0	0.00%	12		8			P,S,T,M,VP SC	4		\$300.00
	Exc Award (06/30/2020, 06/30/2021)																
144654	Llanos de la Estancia	12/30/2020	Active	21	5	19	-14	-40.00%	35	3	0			P,S,T,M,VP SC	6	90+ Days	\$110.00
	Exc Award (06/30/2021, 06/30/2022, 06/30/2023)																
153894	Lopez Arellano	03/24/2023	Active(1)	12	1	6	-5	-29.41%	17	2	6			P,S,T,M,VP SC	3		\$16.00
	Exc Award (06/30/2023, 06/30/2024)																
15753	OCOTEPEQUE	10/22/1966	Active	38	6	2	4	11.76%	34	6	0			P,S,T,M,VP SC	0		\$2,471.00
	Exc Award (06/30/2018, 06/30/2019, 06/30/2020)																
152833	Ocotepeque - Cayaguanca	10/25/2022	Active(1)	25	1	6	-5	-16.67%	30	2	1			P,S,T,M,VP SC	0	90+ Days	\$83.00
	Exc Award (06/30/2023, 06/30/2024)																
150824	Omoa Bicentenario	05/25/2022	Active	14	0	5	-5	-26.32%	19	2	1		4	P,S,T,M,VP SC	24+		\$2.00
	Exc Award (06/30/2022, 06/30/2023)																
143132	Patepluma	09/30/2020	Active	26	11	11	0	0.00%	26	2	1			P,S,T,M,VP SC	0		
	Exc Award (06/30/2022, 06/30/2023)																
154086	Peña Blanca	03/29/2023	Active	21	0	4	-4	-16.00%	25	2	0			P,S,T,M,VP SC	2	90+ Days	\$4.00
	Exc Award (06/30/2023, 06/30/2024)																
117854	PERLA DEL ULUA	10/01/2012	Active	60	4	7	-3	-4.76%	63	6	1		None	P,S,T,M,VP SC	0		\$3,468.00
	Exc Award (06/30/2016, 06/30/2017, 06/30/2018)																
15754	PUERTO CORTES 70 L C	02/06/1970	Active	15	0	0	0	0.00%	15		1		2	P,S,T,M,VP SC	24+		
	Exc Award (06/30/2016, 06/30/2017, 06/30/2018)																
78922	ROATAN ISLAND	04/30/2004	Active	34	5	1	4	13.33%	30	2	0		2	P,S,T,M,VP SC	0		\$3,570.00
	Exc Award (06/30/2019, 06/30/2020, 06/30/2021)																
34643	S PEDRO SULA FRATERNIDAD	11/21/1977	Active	60	13	2	11	22.45%	49	3	0		2	P,S,T,M,VP SC	0		\$3,490.00
	Exc Award (06/30/2016, 06/30/2018, 06/30/2019)																
64245	S PEDRO SULA UNIVERSIDAD 2001	05/01/2001	Active	33	0	3	-3	-8.33%	36	6	0			P,S,T,M,VP SC	0		\$300.00
	Exc Award (06/30/2018, 06/30/2021, 06/30/2022)																



Club Health Assessment for District D 6 through June 2025

			Status	Membership							Reports					Finance	LCIF
Club Number	Club Name	Charter Date		Current Member Count	YTD Members Added	YTD Members Dropped	YTD Net Growth	YTD Net Growth%	Member Count 12 Months Ago	Avg. length of service for dropped members	Months Since Last MMR ***	Yrs. Since Last Officer Report	President Rotation	Vice President Reported ****	Months Since Last Activity Report ***	Account Balance	Donations for current Fiscal Year
			Number of times on status quo within last two years	If below 15 members appears	If net loss is greater than 20% appears					If no report in 3 months appears in	When more than one year appears in	Number of repeat terms	Notes the officers that do not have an active	If no report at 12 months appears in red			
143451	San Francisco de Becerra	10/30/2020	Active	30	4	3	1	3.45%	29	2	0			P,S,T,M,VP SC	0	90+ Days	\$320.00
Exc Award (06/30/2021, 06/30/2023)																	
43355	SAN FRANCISCO DE LA PAZ	01/31/1984	Active	32	1	0	1	3.23%	31		0			P,S,T,M,VP SC	5		\$470.00
Exc Award (06/30/2021, 06/30/2023)																	
139824	San Francisco del Valle	09/23/2019	Active(1)	19	0	3	-3	-13.64%	22	4	0			P,S,T,M,VP SC	9		\$106.00
Exc Award (06/30/2020, 06/30/2022)																	
15755	SAN MARCOS	03/05/1966	Active	29	3	28	-25	-46.30%	54	5	3			P,S,T,M,VP SC	4	90+ Days	\$630.00
Exc Award (06/30/2019, 06/30/2020, 06/30/20)																	
15756	SAN MARCOS DE COLON	05/22/1969	Active	44	1	17	-16	-26.67%	60	9	0			P,S,T,M,VP SC	4		\$120.00
Exc Award (06/30/2018, 06/30/2020, 06/30/20)																	
146810	San Marcos Sanmarqueño SB	06/23/2021	Cancelled(8*)	0	0	23	-23	-100.00%	23	3	15		None	P,S,T,M,VP SC	24+	90+ Days	
154081	San Pedro Llano Grande	04/04/2023	Active	10	0	13	-13	-56.52%	23	2	3		3	P,S,T,M,VP SC	3		\$2.00
15758	SAN PEDRO SULA	06/12/1942	Active	42	6	1	5	13.51%	37	3	1			P,S,T,M,VP SC	0		\$688.00
Exc Award (06/30/2017, 06/30/2018, 06/30/20)																	
150406	San Pedro Sula Bicentenario	04/12/2022	Active	15	0	6	-6	-28.57%	21	3	2		4	P,S,T,M,VP SC	15		\$2.00
115659	SAN PEDRO SULA LEO 80's	12/06/2011	Active	19	2	0	2	11.76%	17		2			P,S,T,M,VP SC	23		\$300.00
Exc Award (06/30/2016, 06/30/2017, 06/30/20)																	
144011	San Pedro Sula Merendon	12/14/2020	Active	30	0	9	-9	-23.08%	39	2	0		2	P,S,T,M,VP SC	6		\$300.00
Exc Award (06/30/2021, 06/30/2022, 06/30/20)																	
135260	San Pedro Sula Universitario Centenario VS	06/20/2018	Active(1)	5	0	0	0	0.00%	5		0		6	P,S,T,M,VP SC	7	90+ Days	
144119	San Pedro Sula Yaaxlum 20-20	12/18/2020	Active	36	10	5	5	16.13%	31	4	0			P,S,T,M,VP SC	0		\$1,385.00
Exc Award (06/30/2021, 06/30/2023, 06/30/20)																	
128895	San Pedro Sula Zorzales Centenario	09/20/2016	Active	12	0	5	-5	-29.41%	17	5	0			P,S,T,M,VP SC	4		\$2.00
Exc Award (06/30/2018, 06/30/2020, 06/30/20)																	
154953	San Rafael (Sanrafaelinos)	06/29/2023	Cancelled(8*)	0	0	21	-21	-100.00%	21	1	3		None	P,S,T,M,VP SC	N/A	90+ Days	
153719	Santa Lucía	02/27/2023	Active(1)	13	0	2	-2	-13.33%	15	2	6		3	P,S,T,M,VP SC	3		\$2.00
15760	SANTA ROSA	09/28/1968	Active	36	0	0	0	0.00%	36		13			P,S,T,M,VP SC	0		\$1,665.00
Exc Award (06/30/2018, 06/30/2020, 06/30/20)																	



Club Health Assessment for District D 6 through June 2025

			Status	Membership							Reports					Finance		LCIF
Club Number	Club Name	Charter Date		Current Member Count	YTD Members Added	YTD Members Dropped	YTD Net Growth	YTD Net Growth%	Member Count 12 Months Ago	Avg. length of service for dropped members	Months Since Last MMR ***	Yrs. Since Last Officer Report	President Rotation	Vice President Reported ****	Months Since Last Activity Report ***	Account Balance	Donations for current Fiscal Year	
			Number of times on status quo within last two years	If below 15 members appears					If net loss is greater than 20% appears			If no report in 3 months appears in	When more than one year appears in	Number of repeat terms	Notes the officers that do not have an active	If no report at 12 months appears in red		
150761	Santos Guardiola Bicentenario	05/16/2022	Active	24	0	0	0	0.00%	24		14		4	P,S,T,M,VP SC	8		\$2.00	
15761	SIGUATEPEQUE	09/19/1965	Active	51	4	0	4	8.51%	47		2			P,S,T,M,VP SC	1		\$1,926.00	
Exc Award (06/30/2016, 06/30/2017, 06/30/20																		
33030	TEG COL MIRAFLORES	11/10/1976	Active	35	1	0	1	2.94%	34		2		2	P,S,T,M,VP SC	6		\$360.00	
Exc Award (06/30/2018, 06/30/2020, 06/30/20																		
15762	TEGUCIGALPA	04/18/1942	Active	51	3	11	-8	-13.56%	59	7	0			P,S,T,M,VP SC	1		\$40.00	
Exc Award (06/30/2016, 06/30/2019, 06/30/20																		
150966	Tegucigalpa - Costa a Costa	06/02/2022	Active	19	0	3	-3	-13.64%	22	3	4		2	P,S,T,M,VP SC	3		\$3.00	
Bicentenario																		
124764	Tegucigalpa Cocesna	04/30/2015	Active	18	1	1	0	0.00%	18	2	5			P,S,T,M,VP SC	0		\$25.00	
Exc Award (06/30/2019, 06/30/2020, 06/30/20																		
40880	TEGUCIGALPA EL HOGAR	02/08/1982	Active	55	16	13	3	5.77%	52	5	0			P,S,T,M,VP SC	3		\$790.00	
Exc Award (06/30/2018, 06/30/2019, 06/30/20																		
116135	TEGUCIGALPA HELEN KELLER	02/23/2012	Active	22	1	4	-3	-12.00%	25	6	0			P,S,T,M,VP SC	9	90+ Days	\$2.00	
Exc Award (06/30/2020, 06/30/2021, 06/30/20																		
30722	TELA ATLANTIDA	05/16/1975	Active	47	2	3	-1	-2.08%	48	4	1			P,S,T,M,VP SC	0		\$305.00	
Exc Award (06/30/2019, 06/30/2020, 06/30/20																		
140492	Tela Bahia	12/17/2019	Active	25	20	23	-3	-10.71%	28	4	0			P,S,T,M,VP SC	0	90+ Days	\$300.00	
Exc Award (06/30/2020, 06/30/2021, 06/30/20																		
144672	Tela Caribe	12/30/2020	Active	10	7	25	-18	-64.29%	28	3	0			P,S,T,M,VP SC	1		\$15.00	
Exc Award (06/30/2021, 06/30/2023)																		
125116	Tocoa	06/17/2015	Active(1)	8	1	3	-2	-20.00%	10	7	5			P,S,T,M,VP SC	6		\$3.00	
Exc Award (06/30/2019, 06/30/2020)																		
143481	Trinidad Trinitecos	10/30/2020	Active	30	13	14	-1	-3.23%	31	4	0			P,S,T,M,VP SC	1		\$45.00	
Exc Award (06/30/2021, 06/30/2022)																		
140380	Trujillo La Fortaleza	01/02/2020	Active(2)	15	8	17	-9	-37.50%	24	1	1		None	P,S,T,M,VP SC	1		\$940.00	
Exc Award (06/30/2022)																		
129556	Universitario UTH-Pico Bonito	06/07/2017	Active	20	8	2	6	42.86%	14	5	1		2	P,S,T,M,VP SC	7		\$1,391.00	
Centenario La Ceiba																		
Exc Award (06/30/2018, 06/30/2020, 06/30/20																		



Club Health Assessment for District D 6 through June 2025

			Status	Membership							Reports				Finance	LCIF	
Club Number	Club Name	Charter Date		Current Member Count	YTD Members Added	YTD Members Dropped	YTD Net Growth	YTD Net Growth%	Member Count 12 Months Ago	Avg. length of service for dropped members	Months Since Last MMR ***	Yrs. Since Last Officer Report	President Rotation	Vice President Reported ****	Months Since Last Activity Report ***	Account Balance	Donations for current Fiscal Year
			Number of times on status quo within last two years	If below 15 members appears				If net loss is greater than 20% appears			If no report in 3 months appears in	When more than one year appears in	Number of repeat terms	Notes the officers that do not have an active	If no report at 12 months appears in red		
126387	Universitario Valle de Comayagua Exc Award (06/30/2017, 06/30/2024)	01/14/2016	Active	36	12	5	7	24.14%	29	4	0			P,S,T,M,VP SC	0		\$350.00
118298	UNIVERSITARIO VALLE DE SULA Exc Award (06/30/2017, 06/30/2020, 06/30/2021)	03/18/2013	Active	25	9	2	7	38.89%	18	5	0		2	P,S,T,M,VP SC	0	90+ Days	\$1,022.00
139041	UTH-Universitario Siguatepeque Exc Award (06/30/2020, 06/30/2021, 06/30/2022)	06/30/2019	Active	10	5	18	-13	-56.52%	23	5	3			P,S,T,M,VP SC	7		\$100.00
143438	Villa de San Antonio	10/30/2020	Active(1)	21	3	3	0	0.00%	21	4	0		4	P,S,T,M,VP SC	5	90+ Days	\$4.00
140274	Yoro Lluvia de Peces Exc Award (06/30/2021, 06/30/2023, 06/30/2024)	12/04/2019	Active	19	2	23	-21	-52.50%	40	2	2			P,S,T,M,VP SC	1		\$1,390.00

Clubs Cancelled Previous Fiscal Year – Clubs Cancelled within last 12 months may be reinstated

Club Number	Club Name	Charter Date	Current Status*	Cancellation Date
138027	Espartanos	05/02/2019	Cancelled(8*)	06/29/2024
78604	GUAIMACA	03/29/2004	Cancelled(8*)	06/29/2024
151183	Petoa Lenca Bicentenario	06/16/2022	Cancelled(8*)	08/29/2023
137422	UCENM Catacamas	05/07/2019	Cancelled(8*)	06/29/2024
137760	UNA - Catacamas Universitario Repolleros	03/21/2019	Cancelled(8*)	02/29/2024

Current Total Clubs Count	YTD New Clubs Count	YTD Cancelled Clubs Count	YTD Net Club Gain	Current Total Members Count	YTD Add	YTD Drop	YTD Net Growth	YTD Net Growth %	Member Count 12 Months Ago	Average Member Count Per Club	% of Clubs with less than 20 members	% No MMR in 3 Months	% No Officer Report in 12 Months	% of Clubs with balance 90+ days	Number of Clubs in Status Quo	% Status Quo Clubs in Financial Suspension	Number of Cancelled Clubs	Average Cancelled Club Age	Members Lost Due to Cancellation	% of Clubs Cancelled for Non-Financial Reasons
84	12	4	8	2,396	606	572	34	1.44%	2,360	29	29%	21%	0%	15%	0	0%	4	12	65	-125%

* - P - Priority Club. Cancellation Reasons: 1-Objectives/conduct, 2-Non-active club, 5-Non-existing club, 6-Disbanding, 7-Merger, 8-Financial Suspension, 9-District/Multiple District Dues.

** - Abbreviation: P-President, S-Secretary, T-Treasurer, M-Member Chairperson, VP-First Vice President, MC-Communications Chairperson, SC-Service Chairperson

*** - Abbreviation: N/R - Never reported using the Lions Clubs website, N/A - Not applicable, No password registered for the Lions Clubs website.

**** - Abbreviation: N - New, IP - Immediate Past, R - Repeat.



Club Health Assessment for District E 1 through June 2025

			Status	Membership						Reports					Finance		LCIF
Club Number	Club Name	Charter Date		Current Member Count	YTD Members Added	YTD Members Dropped	YTD Net Growth	YTD Net Growth%	Member Count 12 Months Ago	Avg. length of service for dropped members	Months Since Last MMR ***	Yrs. Since Last Officer Report	President Rotation	Vice President Reported ****	Months Since Last Activity Report ***	Account Balance	Donations for current Fiscal Year
			Number of times on status quo within last two years	If below 15 members appears				If net loss is greater than 20% appears			If no report in 3 months appears in	When more than one year appears in	Number of repeat terms	Notes the officers that do not have appears in an active	If no report at 12 months red		
Clubs less than two years old																	
182432	Coro Guardianes de Patitas	06/12/2025	Newly Chartered	24	24	0	24	100.00%	0		0			P,S,T,M,VP SC	0		
180096	Maracaibo Emprendedores	01/07/2025	Active	22	22	0	22	100.00%	0		0			P,S,T,M,VP SC	3		
182275	San Cristobal Central	06/12/2025	Newly Chartered	20	20	0	20	100.00%	0		0			P,S,T,M,VP SC	N/R		
Clubs more than two years old																	
15790	ALTAGRACIA ZULIA	12/12/1956	Active	57	1	0	1	1.79%	56		0			P,S,T,M,VP SC	1		\$20.00
Exc Award (06/30/2016, 06/30/2018, 06/30/20)																	
143823	Betijoque Rafael Rangel	12/08/2020	Active	34	0	0	0	0.00%	34		23	1	None	P,S,T,M,VP SC	24+		
146915	Bolívar Sabana Grande	06/30/2021	Active	28	0	0	0	0.00%	28		24		None	P,S,T,M,VP SC	24+		
105783	BRAMON	06/12/2009	Active	26	0	3	-3	-10.34%	29	8	6			P,S,T,M,VP SC	3		
Exc Award (06/30/2018, 06/30/2019, 06/30/20)																	
15768	CABIMAS	05/16/1943	Active	69	10	12	-2	-2.82%	71	7	0			P,S,T,M,VP SC	0		
Exc Award (06/30/2017, 06/30/2018, 06/30/20)																	
120144	Cabimas Costa Oriental	09/04/2013	Active	23	3	1	2	9.52%	21	42	0			P,S,T,M,VP SC	1		\$20.00
129174	CABIMAS VIRGEN DEL ROSARIO	10/18/2016	Active	36	0	0	0	0.00%	36		9			P,S,T,M,VP SC	9		\$20.00
Exc Award (06/30/2018, 06/30/2019)																	
40312	CAPACHO	08/19/1981	Active	27	1	0	1	3.85%	26		0			P,S,T,M,VP SC	10		\$20.00
Exc Award (06/30/2019, 06/30/2021)																	
154938	Capacho Viejo	06/28/2023	Active	25	3	8	-5	-16.67%	30	1	2		2	P,S,T,M,VP SC	0		\$20.00
15769	CIUDAD OJEDA	12/11/1956	Active	48	4	0	4	9.09%	44		1			P,S,T,M,VP SC	3		\$220.00
Exc Award (06/30/2016, 06/30/2018, 06/30/20)																	
146916	Ciudad Ojeda Andres Bello	06/28/2021	Active	13	0	0	0	0.00%	13		21		None	P,S,T,M,VP SC	23		
15771	COLON MONARCA	11/26/1961	Active	30	0	0	0	0.00%	30		7			P,S,T,M,VP SC	6		\$55.00
Exc Award (06/30/2023, 06/30/2024)																	
115649	CORDERO ANDRES BELLO	12/05/2011	Active	27	0	0	0	0.00%	27		12		2	P,S,T,M,VP SC	2		\$60.00
Exc Award (06/30/2016, 06/30/2017, 06/30/20)																	



Club Health Assessment for District E 1 through June 2025

			Status	Membership							Reports					Finance		LCIF
Club Number	Club Name	Charter Date		Current Member Count	YTD Members Added	YTD Members Dropped	YTD Net Growth	YTD Net Growth%	Member Count 12 Months Ago	Avg. length of service for dropped members	Months Since Last MMR ***	Yrs. Since Last Officer Report	President Rotation	Vice President Reported ****	Months Since Last Activity Report ***	Account Balance	Donations for current Fiscal Year	
			Number of times on status quo within last two years	If below 15 members appears				If net loss is greater than 20% appears			If no report in 3 months appears in	When more than one year appears in	Number of repeat terms	Notes the officers that do not have an active	If no report at 12 months appears in red			
127903	Coro Los Medanos	06/14/2016	Active	49	9	5	4	8.89%	45	2	2			P,S,T,M,VP SC	0		\$40.00	
	Exc Award (06/30/2017, 06/30/2018, 06/30/20																	
15772	CORO MONARCA	05/18/1962	Active	52	3	2	1	1.96%	51	7	0			P,S,T,M,VP SC	0		\$44.00	
	Exc Award (06/30/2017, 06/30/2018, 06/30/20																	
140667	Coro Profesionales	01/30/2020	Active	20	8	3	5	33.33%	15	4	1			P,S,T,M,VP SC	0		\$6.00	
15773	CUMAREBO	01/27/1968	Active	52	0	0	0	0.00%	52		13			P,S,T,M,VP SC	3			
	Exc Award (06/30/2017, 06/30/2018, 06/30/20																	
153709	El Amparo Sin Fronteras	02/16/2023	Active	28	0	0	0	0.00%	28		21			P,S,T,M,VP SC	22			
36893	EL VENADO	04/03/1979	Active	20	5	1	4	25.00%	16	44	1			P,S,T,M,VP SC	13			
	Exc Award (06/30/2021)																	
154299	Falcón Campeones	04/26/2023	Active	21	0	0	0	0.00%	21		13		3	P,S,T,M,VP SC	6			
97711	GUASDUALITO CENTRO	09/11/2006	Active	27	4	0	4	17.39%	23		6			P,S,T,M,VP SC	2		\$9.00	
	Exc Award (06/30/2017, 06/30/2018, 06/30/20																	
152978	Guasidualito Dr Andrés del Orbe	11/03/2022	Active	28	3	2	1	3.70%	27	2	0			P,S,T,M,VP SC	0		\$70.50	
	Exc Award (06/30/2023)																	
145139	Isnotu Dr Jose Gregorio Hernandez	02/22/2021	Active	37	0	0	0	0.00%	37		8		2	P,S,T,M,VP SC	23			
148380	La Ciénaga de Cumarebo Valle de San José	09/21/2021	Active	25	0	0	0	0.00%	25		15		2	P,S,T,M,VP SC	6		\$20.00	
34763	LA FRIA	12/05/1977	Active	37	10	5	5	15.63%	32	34	1		2	P,S,T,M,VP SC	0			
61462	LA FRIA GARCIA DE HEVIA	01/26/1999	Active	31	0	0	0	0.00%	31		23		None	P,S,T,M,VP SC	24+			
15779	LA GRITA MONARCA	11/06/1972	Active	28	0	6	-6	-17.65%	34	26	0			P,S,T,M,VP SC	1		\$60.00	
	Exc Award (06/30/2018, 06/30/2019, 06/30/20																	
15780	LAGUNILLAS	06/01/1943	Active	30	0	0	0	0.00%	30		8			P,S,T,M,VP SC	16			
	Exc Award (06/30/2018, 06/30/2019, 06/30/20																	
123632	Lobatera	11/13/2014	Active	36	0	0	0	0.00%	36		24	1	None	P,S,T,M,VP SC	24+			
	Exc Award (06/30/2019)																	
15781	MACHIQUES	12/22/1963	Active	32	17	1	16	100.00%	16	19	3		2	P,S,T,M,VP SC	5			
146056	Maracaibo Angel De Amparo	05/03/2021	Active	29	2	1	1	3.57%	28	3	3		2	P,S,T,M,VP SC	0			



Club Health Assessment for District E 1 through June 2025

			Status	Membership							Reports					Finance		LCIF
Club Number	Club Name	Charter Date		Current Member Count	YTD Members Added	YTD Members Dropped	YTD Net Growth	YTD Net Growth%	Member Count 12 Months Ago	Avg. length of service for dropped members	Months Since Last MMR ***	Yrs. Since Last Officer Report	President Rotation	Vice President Reported ****	Months Since Last Activity Report ***	Account Balance	Donations for current Fiscal Year	
			Number of times on status quo within last two years	If below 15 members appears				If net loss is greater than 20% appears			If no report in 3 months appears in	When more than one year appears in	Number of repeat terms	Notes the officers that do not have an active	If no report at 12 months appears in red			
15783	MARACAIBO CACIQUE MARA	04/02/1962	Active	36	0	0	0	0.00%	36		0		2	P,S,T,M,VP SC	1		\$20.00	
Exc Award (06/30/2018, 06/30/2019, 06/30/20																		
143929	Maracaibo Campeones	12/11/2020	Active	82	5	5	0	0.00%	82	3	0			P,S,T,M,VP SC	0		\$60.00	
Exc Award (06/30/2023, 06/30/2024)																		
15782	MARACAIBO CENTRAL	02/05/1943	Active	36	0	0	0	0.00%	36		0		6	P,S,T,M,VP SC	0			
Exc Award (06/30/2018, 06/30/2019, 06/30/20																		
121736	Maracaibo Ciudad del Sol	03/31/2014	Active	36	5	1	4	12.50%	32	9	0		3	P,S,T,M,VP SC	0		\$105.00	
Exc Award (06/30/2016, 06/30/2017)																		
126389	Maracaibo La Chinita del Sol	12/16/2015	Active	80	12	10	2	2.56%	78	6	2		2	P,S,T,M,VP SC	0		\$620.00	
Exc Award (06/30/2016, 06/30/2018, 06/30/20																		
15784	MARACAIBO LOS HATICOS	06/16/1955	Active	55	2	2	0	0.00%	55	12	2			P,S,T,M,VP SC	0		\$510.00	
Exc Award (06/30/2016, 06/30/2017, 06/30/20																		
62614	MARACAIBO LUZ UNIV DEL ZULIA	12/28/1999	Active	52	10	6	4	8.33%	48	8	2		2	P,S,T,M,VP SC	2		\$47.50	
Exc Award (06/30/2017, 06/30/2018, 06/30/20																		
153978	Maracaibo Saludable	03/23/2023	Active	26	0	0	0	0.00%	26		12		3	P,S,T,M,VP SC	0		\$20.00	
154119	Maracaibo Solidaria	04/07/2023	Active	21	0	0	0	0.00%	21		15		3	P,S,T,M,VP SC	15			
135004	Maracaibo Verde	06/20/2018	Active	31	3	3	0	0.00%	31	6	5			P,S,T,M,VP SC	0		\$100.00	
Exc Award (06/30/2019, 06/30/2021, 06/30/20																		
152842	Mendoza Fría	10/21/2022	Active	36	0	0	0	0.00%	36		24	1	None	P,S,T,M,VP SC	N/A			
15786	MENE GRANDE	04/24/1944	Active	31	2	13	-11	-26.19%	42	6	0		2	P,S,T,M,VP SC	13			
Exc Award (06/30/2018, 06/30/2020, 06/30/20																		
117221	MERIDA EL CONDOR	06/19/2012	Active	26	0	0	0	0.00%	26		38	2	None	P,S,T,M,VP SC	24+			
118571	MERIDA SIERRA NEVADA	01/09/2013	Active	22	0	0	0	0.00%	22		0		2	P,S,T,M,VP SC	4			
145138	Miranda El Dividive	03/17/2021	Active	24	1	14	-13	-35.14%	37	3	4			P,S,T,M,VP SC	3			
Exc Award (06/30/2023)																		
122205	Palmira	05/14/2014	Active	16	0	0	0	0.00%	16		23	1	None	P,S,T,M,VP SC	24+			
154905	Paraguaná Líder	06/20/2023	Active	23	0	0	0	0.00%	23		14			P,S,T,M,VP SC	6		\$20.00	
15791	PARAGUANA MONARCA	03/02/1951	Active	24	0	0	0	0.00%	24		14		None	P,S,T,M,VP SC	24+		\$25.00	



Club Health Assessment for District E 1 through June 2025

			Status	Membership							Reports					Finance		LCIF
Club Number	Club Name	Charter Date		Current Member Count	YTD Members Added	YTD Members Dropped	YTD Net Growth	YTD Net Growth%	Member Count 12 Months Ago	Avg. length of service for dropped members	Months Since Last MMR ***	Yrs. Since Last Officer Report	President Rotation	Vice President Reported ****	Months Since Last Activity Report ***	Account Balance	Donations for current Fiscal Year	
			Number of times on status quo within last two years	If below 15 members appears				If net loss is greater than 20% appears			If no report in 3 months appears in	When more than one year appears in	Number of repeat terms	Notes the officers that do not have an active	If no report at 12 months appears in red			
Exc Award (06/30/2019, 06/30/2020)																		
108694	PARAGUANA SOL PENINSULAR	06/22/2010	Active	26	12	13	-1	-3.70%	27	3	0			P,S,T,M,VP SC	0			
Exc Award (06/30/2018, 06/30/2019, 06/30/2020)																		
134633	Pedregal	05/15/2018	Active	21	0	19	-19	-47.50%	40	4	6			P,S,T,M,VP SC	8			
Exc Award (06/30/2019, 06/30/2020, 06/30/2021)																		
105695	Píritu CL Henry "Morocho" Medina	06/08/2009	Active	20	5	15	-10	-33.33%	30	4	3			P,S,T,M,VP SC	1			
Exc Award (06/30/2019, 06/30/2020)																		
15793	RUBIO TACHIRA	09/24/1958	Active	45	3	1	2	4.65%	43	5	2			P,S,T,M,VP SC	0		\$87.00	
Exc Award (06/30/2020, 06/30/2024)																		
146411	Sabana Libre Don Teodoro Mendez	06/01/2021	Active	26	0	0	0	0.00%	26		24	1	None	P,S,T,M,VP SC	24			
127512	San Cristobal Andino	05/13/2016	Active	31	0	1	-1	-3.13%	32	7	41			P,S,T,M,VP SC	24+			
127917	San Cristobal Corazon de Leon	06/15/2016	Active	7	0	0	0	0.00%	7		23		None	P,S,T,M,VP SC	24+			
126136	San Cristobal Democrata	11/06/2015	Active	51	0	3	-3	-5.56%	54	7	1		4	P,S,T,M,VP SC	24+			
Exc Award (06/30/2016, 06/30/2018)																		
115646	SAN CRISTOBAL ESTE	12/06/2011	Active	37	11	10	1	2.78%	36	12	0			P,S,T,M,VP SC	1		\$2.00	
Exc Award (06/30/2016, 06/30/2017, 06/30/2020)																		
138735	San Cristobal Estudiantes Ingenieria Industrial	06/26/2019	Active	57	0	0	0	0.00%	57		0			P,S,T,M,VP SC	24+			
15795	SAN CRISTOBAL MONARCA	11/15/1943	Active	76	15	15	0	0.00%	76	19	0		2	P,S,T,M,VP SC	0		\$18.00	
Exc Award (06/30/2016, 06/30/2019, 06/30/2020)																		
98857	SAN CRISTOBAL NORTE	03/21/2007	Active	39	0	9	-9	-18.75%	48	8	0			P,S,T,M,VP SC	0		\$87.00	
Exc Award (06/30/2016, 06/30/2017, 06/30/2020)																		
134940	San Cristóbal Renacer	05/30/2018	Active	13	0	1	-1	-7.14%	14	3	0		None	P,S,T,M,VP SC	15			
Exc Award (06/30/2019)																		
133588	San Cristóbal Scouts	01/09/2018	Active	27	0	0	0	0.00%	27		24			P,S,T,M,VP SC	21		\$20.00	
Exc Award (06/30/2019, 06/30/2020, 06/30/2021)																		
115413	SAN CRISTOBAL-PIEDRA GORDA	10/28/2011	Active	23	3	2	1	4.55%	22	7	0			P,S,T,M,VP SC	0		\$2.00	
Exc Award (06/30/2018, 06/30/2023)																		



Club Health Assessment for District E 1 through June 2025

			Status	Membership							Reports					Finance		LCIF
Club Number	Club Name	Charter Date		Current Member Count	YTD Members Added	YTD Members Dropped	YTD Net Growth	YTD Net Growth%	Member Count 12 Months Ago	Avg. length of service for dropped members	Months Since Last MMR ***	Yrs. Since Last Officer Report	President Rotation	Vice President Reported ****	Months Since Last Activity Report ***	Account Balance	Donations for current Fiscal Year	
			Number of times on status quo within last two years	If below 15 members appears				If net loss is greater than 20% appears			If no report in 3 months appears in	When more than one year appears in	Number of repeat terms	Notes the officers that do not have appears in an active	If no report at 12 months red			
154436	San Francisco	05/24/2023	Active	31	0	0	0	0.00%	31		8		3	P,S,T,M,VP SC	24			
150740	San Lorenzo	06/09/2022	Active	38	0	0	0	0.00%	38		36	2	None	P,S,T,M,VP SC	N/R			
15797	SANTA ANA MONARCA	11/03/1969	Active	45	3	2	1	2.27%	44	11	1			P,S,T,M,VP SC	0		\$45.00	
Exc Award (06/30/2016, 06/30/2017, 06/30/20)																		
144686	Santa Cruz de Mora Scouts	01/06/2021	Active	24	0	0	0	0.00%	24		4			P,S,T,M,VP SC	3			
15799	SANTA RITA	10/21/1958	Active	29	2	8	-6	-17.14%	35	4	0			P,S,T,M,VP SC	1		\$20.00	
Exc Award (06/30/2021, 06/30/2023)																		
128382	Sucre Sabana de Mendoza	07/28/2016	Active	28	1	10	-9	-24.32%	37	5	0			P,S,T,M,VP SC	9		\$300.00	
Exc Award (06/30/2017, 06/30/2018, 06/30/20)																		
144457	Sucre Valmore Rodriguez	01/08/2021	Active	23	1	0	1	4.55%	22		8			P,S,T,M,VP SC	24+			
154189	Sucre-Zulia	04/19/2023	Active	25	0	0	0	0.00%	25		7		3	P,S,T,M,VP SC	7			
41438	TARIBA	05/31/1982	Active	32	3	3	0	0.00%	32	6	6		2	P,S,T,M,VP SC	0		\$64.00	
Exc Award (06/30/2018, 06/30/2019, 06/30/20)																		
15800	TIA JUANA TAMARE	09/24/1958	Active	24	5	2	3	14.29%	21	1	1			P,S,T,M,VP SC	8			
102389	TOCOPERO	06/17/2008	Active	33	12	9	3	10.00%	30	8	3			P,S,T,M,VP SC	0			
Exc Award (06/30/2017, 06/30/2018, 06/30/20)																		
135091	Tocopero La Ciénega	06/15/2018	Active	32	1	0	1	3.23%	31		7			P,S,T,M,VP SC	0			
Exc Award (06/30/2019)																		
150258	Tovar	04/12/2022	Active	31	0	0	0	0.00%	31		26	1	None	P,S,T,M,VP SC	24+			
150130	Trujillo	04/13/2022	Active	24	4	7	-3	-11.11%	27	3	1		4	P,S,T,M,VP SC	24+			
135261	Universitario Maracaibo	06/21/2018	Active	22	0	2	-2	-8.33%	24	6	0		2	P,S,T,M,VP SC	6			
Exc Award (06/30/2019, 06/30/2021)																		
127902	Universitario San Cristobal	06/14/2016	Active	10	0	0	0	0.00%	10		24	2	None	P,S,T,M,VP SC	24+			
119522	URUMACO	06/03/2013	Active	27	5	0	5	22.73%	22		2			P,S,T,M,VP SC	0			
Exc Award (06/30/2020)																		
15802	VALERA	10/28/1943	Active	40	2	19	-17	-29.82%	57	8	1			P,S,T,M,VP SC	1		\$31.00	
Exc Award (06/30/2020, 06/30/2021, 06/30/20)																		
154952	Valera La Plata 3	06/27/2023	Active	23	0	0	0	0.00%	23		24	1	None	P,S,T,M,VP SC	N/R			



Club Health Assessment for District E 1 through June 2025

			Status							Membership							Reports				Finance		LCIF
Club Number	Club Name	Charter Date								Current Member Count	YTD Members Added	YTD Members Dropped	YTD Net Growth	YTD Net Growth%	Member Count 12 Months Ago	Avg. length of service for dropped members	Months Since Last MMR ***	Yrs. Since Last Officer Report	President Rotation	Vice President Reported ****	Months Since Last Activity Report ***	Account Balance	Donations for current Fiscal Year
150260	Zea	04/12/2022																					
Current Total Clubs Count	YTD New Clubs Count	YTD Cancelled Clubs Count	YTD Net Club Gain	Current Total Members Count	YTD Add	YTD Drop	YTD Net Growth	YTD Net Growth %		Member Count 12 Months Ago	Average Member Count Per Club	% of Clubs with less than 20 members	% No MMR in 3 Months	% No Officer Report in 12 Months	% of Clubs with balance 90+ days	Number of Clubs in Status Quo	% Status Quo Clubs in Financial Suspension	Number of Cancelled Clubs	Average Cancelled Club Age	Members Lost Due to Cancellation	% of Clubs Cancelled for Non-Financial Reasons		
87	3	0	3	2,822	277	255	22	0.79%		2,800	32	6%	52%	11%	0%	0	0%	0	0	0	0%		

* - P - Priority Club. Cancellation Reasons: 1-Objectives/conduct, 2-Non-active club, 5-Non-existing club, 6-Disbanding, 7-Merger, 8-Financial Suspension, 9-District/Multiple District Dues.

** - Abbreviation: P-President, S-Secretary, T-Treasurer, M-Member Chairperson, VP-First Vice President, MC-Communications Chairperson, SC-Service Chairperson

*** - Abbreviation: N/R - Never reported using the Lions Clubs website, N/A - Not applicable, No password registered for the Lions Clubs website.

**** - Abbreviation: N - New, IP - Immediate Past, R - Repeat.



Club Health Assessment for District E 2 through June 2025

			Status	Membership							Reports					Finance		LCIF
Club Number	Club Name	Charter Date		Current Member Count	YTD Members Added	YTD Members Dropped	YTD Net Growth	YTD Net Growth%	Member Count 12 Months Ago	Avg. length of service for dropped members	Months Since Last MMR ***	Yrs. Since Last Officer Report	President Rotation	Vice President Reported ****	Months Since Last Activity Report ***	Account Balance	Donations for current Fiscal Year	
			Number of times on status quo within last two years	If below 15 members appears				If net loss is greater than 20% appears			If no report in 3 months appears in	When more than one year appears in	Number of repeat terms	Notes the officers that do not have an active	If no report at 12 months appears in red			
Clubs less than two years old																		
182672	Barinas El Rugido del León	06/19/2025	Newly Chartered	22	29	7	22	100.00%	0	0	0			P,S,T,M,VP SC	N/R			
174600	Barinas Eladio Tarife	07/31/2024	Active	26	28	2	26	100.00%	0	10	0			P,S,T,M,VP SC	0			
156785	Barquisimeto PGD Juvenal Rodríguez da Silva	12/04/2023	Active	25	2	0	2	8.70%	23		1		2	P,S,T,M,VP SC	0		\$45.00	
156782	Barquisimeto Reencuentro Tovareño Exc Award (06/30/2024)	02/13/2024	Active	15	0	5	-5	-25.00%	20	1	0		2	P,S,T,M,VP SC	5			
180941	Duaca Abdo Khouri	02/20/2025	Active	28	28	0	28	100.00%	0		1			P,S,T,M,VP SC	N/A			
172255	Duaca Jose Sanchez Sosa	06/21/2024	Active	26	1	0	1	4.00%	25		2			P,S,T,M,VP SC	N/A			
181711	El Limón Henri Pittier	04/07/2025	Newly Chartered	25	31	6	25	100.00%	0	0	1			P,S,T,M,VP SC	0			
171816	Maracay Eliodoro	06/06/2024	Active	20	0	0	0	0.00%	20		12			P,S,T,M,VP SC	N/R			
156778	Quibor Familiar Prof Ana Pastora Hernández de Mendoza	12/18/2023	Active	20	2	2	0	0.00%	20	1	0		2	P,S,T,M,VP SC	1			
182805	Valencia del Rey y Señorial	06/23/2025	Newly Chartered	21	21	0	21	100.00%	0		0			P,S,T,M,VP SC	N/R			
183363	Valencia Impacto Terapéutico	06/30/2025	Newly Chartered	20	20	0	20	100.00%	0		0			P,S,T,M,VP SC	N/R			
182565	VALENCIA SATURNO RAMIREZ	06/12/2025	Newly Chartered	20	20	0	20	100.00%	0		0			P,S,T,M,VP SC	N/R		\$10.00	
156638	Zamora PGD Rembrandt Gerardo Torin Villa de Cura	11/16/2023	Active	24	4	3	1	4.35%	23	1	1		2	P,S,T,M,VP SC	1			
Clubs more than two years old																		
15810	BARINAS Exc Award (06/30/2018, 06/30/2019, 06/30/2020)	10/06/1972	Active	43	3	2	1	2.38%	42	9	0			P,S,T,M,VP SC	1			
107370	BARINAS ALTO BARINAS Exc Award (06/30/2016, 06/30/2019, 06/30/2020)	02/01/2010	Active	32	10	17	-7	-17.95%	39	2	1			P,S,T,M,VP SC	1		\$87.50	
129361	Barinas Centenario Familiar Linda Barinas Exc Award (06/30/2020)	11/30/2016	Active	16	14	15	-1	-5.88%	17	6	0			P,S,T,M,VP SC	1			
138589	Barinas Ciudad Marquesa	06/13/2019	Active	12	0	0	0	0.00%	12		2		2	P,S,T,M,VP SC	5			



Club Health Assessment for District E 2 through June 2025

			Status	Membership							Reports					Finance		LCIF
Club Number	Club Name	Charter Date		Current Member Count	YTD Members Added	YTD Members Dropped	YTD Net Growth	YTD Net Growth%	Member Count 12 Months Ago	Avg. length of service for dropped members	Months Since Last MMR ***	Yrs. Since Last Officer Report	President Rotation	Vice President Reported ****	Months Since Last Activity Report ***	Account Balance	Donations for current Fiscal Year	
			Number of times on status quo within last two years	If below 15 members appears			If net loss is greater than 20% appears				If no report in 3 months appears in	When more than one year appears in	Number of repeat terms	Notes the officers that do not have an active	If no report at 12 months appears in red			
Exc Award (06/30/2020)																		
148335	Barinas Dr José Agustín Figueredo	10/08/2021	Active	23	14	12	2	9.52%	21	3	0			P,S,T,M,VP SC	7			
147900	Barinas Dr Luis Razetti	08/20/2021	Active	21	2	1	1	5.00%	20	4	0		2	P,S,T,M,VP SC	3		\$20.00	
141812	Barinas Esplendor Linda Barinas	06/17/2020	Active	24	0	0	0	0.00%	24		14		3	P,S,T,M,VP SC	N/A			
149230	Barinas Francisco de Miranda	01/31/2022	Active	15	1	4	-3	-16.67%	18	5	1			P,S,T,M,VP SC	2			
147850	Barinas General Jose Antonio Paez	08/30/2021	Active	12	6	16	-10	-45.45%	22	3	0			P,S,T,M,VP SC	7			
151509	Barinas Iluminando Corazones Linda Barinas	06/27/2022	Active	9	0	0	0	0.00%	9		18			P,S,T,M,VP SC	2			
119883	Barinas Juan Antonio Rodriguez D.	06/28/2013	Active	39	26	29	-3	-7.14%	42	1	0			P,S,T,M,VP SC	7		\$20.00	
Exc Award (06/30/2016, 06/30/2019, 06/30/20)																		
152308	Barinas Juan Jose Coco Fadul Gomez	08/30/2022	Active	21	3	3	0	0.00%	21	6	0		3	P,S,T,M,VP SC	7			
152310	Barinas PID Carlos Alberto Valencia Valencia	08/23/2022	Active	21	4	4	0	0.00%	21	2	0			P,S,T,M,VP SC	2			
151580	Barinas Sembradores de Esperanza Linda Barinas	06/30/2022	Active	10	0	0	0	0.00%	10		14		4	P,S,T,M,VP SC	19			
141813	Barinas Soñadores Linda Barinas	06/17/2020	Active	27	8	1	7	35.00%	20	11	1		3	P,S,T,M,VP SC	15			
141760	Barinas Titanes Linda Barinas	06/16/2020	Active	20	0	0	0	0.00%	20		1		None	P,S,T,M,VP SC	23			
151124	Barinas Unidos Para Servir	06/27/2022	Active	23	2	1	1	4.55%	22	3	0			P,S,T,M,VP SC	7			
50924	BARQUISIMETO 2000	09/07/1990	Active	45	0	6	-6	-11.76%	59	5	0			P,S,T,M,VP SC	8			
Exc Award (06/30/2018, 06/30/2024)																		
15811	BARQUISIMETO CENTRAL	01/17/1943	Active	56	0	10	-10	-15.15%	66	9	0			P,S,T,M,VP SC	1		\$7.00	
Exc Award (06/30/2018, 06/30/2019, 06/30/20)																		
60417	BARQUISIMETO CREPUSCULAR	02/25/1998	Active	8	0	2	-2	-20.00%	10	4	0			P,S,T,M,VP SC	5			
Exc Award (06/30/2020)																		
56027	BARQUISIMETO DEL ESTE	08/04/1994	Active	11	1	0	1	10.00%	10		1			P,S,T,M,VP SC	24+			
109631	BARQUISIMETO DON TEODORO MENDEZ	11/12/2010	Active	6	0	0	0	0.00%	6		29	2	None	P,S,T,M,VP SC	24+			



Club Health Assessment for District E 2 through June 2025

			Status	Membership							Reports					Finance		LCIF
Club Number	Club Name	Charter Date		Current Member Count	YTD Members Added	YTD Members Dropped	YTD Net Growth	YTD Net Growth%	Member Count 12 Months Ago	Avg. length of service for dropped members	Months Since Last MMR ***	Yrs. Since Last Officer Report	President Rotation	Vice President Reported ****	Months Since Last Activity Report ***	Account Balance	Donations for current Fiscal Year	
			Number of times on status quo within last two years	If below 15 members appears					If net loss is greater than 20% appears		If no report in 3 months appears in	When more than one year appears in	Number of repeat terms	Notes the officers that do not have an active	If no report at 12 months appears in red			
127876	Barquisimeto Dori Parra de Orellana	06/13/2016	Active	15	0	0	0	0.00%	15		18	1	None	P,S,T,M,VP SC	24+			
149241	Barquisimeto IMEI Dra Dora Contreras	12/10/2021	Active	39	0	21	-21	-35.00%	60	3	0			P,S,T,M,VP SC	2		\$25.00	
Exc Award (06/30/2023, 06/30/2024)																		
97142	BARQUISIMETO LISANDRO ALVARADO	05/16/2006	Active	27	0	0	0	0.00%	27		14	1	None	P,S,T,M,VP SC	14			
Exc Award (06/30/2018, 06/30/2020)																		
110137	BARQUISIMETO RUGIDOS DE LARA	01/20/2011	Active	43	14	0	14	48.28%	29		2		3	P,S,T,M,VP SC	1			
Exc Award (06/30/2016, 06/30/2018, 06/30/2020)																		
15812	BARQUISIMETO TEODORO MENDEZ	01/03/1966	Active	14	0	0	0	0.00%	14		5		3	P,S,T,M,VP SC	24+		\$10.00	
Exc Award (06/30/2019, 06/30/2020)																		
101706	BISCUCUY	04/08/2008	Active	20	0	0	0	0.00%	20		14	1	None	P,S,T,M,VP SC	22			
127189	Boraure Santisima Trinidad	03/31/2016	Active	8	0	0	0	0.00%	8		14		3	P,S,T,M,VP SC	10			
Exc Award (06/30/2019, 06/30/2021)																		
15814	CABUDARE CENTRAL	06/03/1962	Active	26	6	3	3	13.04%	23	17	0		2	P,S,T,M,VP SC	2			
Exc Award (06/30/2018, 06/30/2019, 06/30/2020)																		
134237	Cabudare Cristobal Palavecino	03/28/2018	Active	0	0	14	-14	-100.00%	14	6	0		None	P,S,T,M,VP SC	21			
Exc Award (06/30/2019, 06/30/2021)																		
98803	CABUDARE PARQUE TEREPAIMA	03/16/2007	Active	15	0	3	-3	-16.67%	18	13	0			P,S,T,M,VP SC	1			
Exc Award (06/30/2018, 06/30/2021)																		
15815	CAGUA PPCG BENIGNO ACOSTA MORALES	08/20/1973	Active	18	0	6	-6	-25.00%	24	24	0			P,S,T,M,VP SC	4		\$1,123.00	
Exc Award (06/30/2020, 06/30/2021)																		
141727	Calderas Cielito Lindo Barinas	06/16/2020	Active	21	0	0	0	0.00%	21		14	1	None	P,S,T,M,VP SC	19			
30777	CARORA	05/06/1975	Active	22	0	8	-8	-26.67%	30	12	0			P,S,T,M,VP SC	3		\$40.00	
Exc Award (06/30/2018, 06/30/2020, 06/30/2021)																		
15817	CHIVACOA	02/11/1959	Active	18	0	0	0	0.00%	18		18	1	None	P,S,T,M,VP SC	24+			
124340	Chivacoa Josefa Guerra de Alvarado	03/06/2015	Active	12	1	0	1	9.09%	11		1		None	P,S,T,M,VP SC	24+			
Exc Award (06/30/2019)																		



Club Health Assessment for District E 2 through June 2025

			Status	Membership							Reports					Finance		LCIF
Club Number	Club Name	Charter Date		Current Member Count	YTD Members Added	YTD Members Dropped	YTD Net Growth	YTD Net Growth%	Member Count 12 Months Ago	Avg. length of service for dropped members	Months Since Last MMR ***	Yrs. Since Last Officer Report	President Rotation	Vice President Reported ****	Months Since Last Activity Report ***	Account Balance	Donations for current Fiscal Year	
			Number of times on status quo within last two years	If below 15 members appears				If net loss is greater than 20% appears			If no report in 3 months appears in	When more than one year appears in	Number of repeat terms	Notes the officers that do not have an active	If no report at 12 months appears in red			
125563	Cocorote Madre Teresa de Calcuta Exc Award (06/30/2019)	08/10/2015	Active	14	5	1	4	40.00%	10	0	0		2	P,S,T,M,VP SC	6		\$25.00	
152309	Cubiro Lomas de Cubiro	08/31/2022	Active	21	1	0	1	5.00%	20		2			P,S,T,M,VP SC	N/R			
141968	Duaca Cuatricentenaria Argimiro Franklin Figueredo Exc Award (06/30/2021, 06/30/2022, 06/30/2023)	06/30/2020	Active	38	0	0	0	0.00%	38		1			P,S,T,M,VP SC	1			
151471	Duaca Don Ramón Durán	06/27/2022	Active	20	0	0	0	0.00%	20		0		4	P,S,T,M,VP SC	6			
152434	El Eneal Pablo Ledezma	09/08/2022	Active	29	0	0	0	0.00%	29		18			P,S,T,M,VP SC	N/R			
137177	Farriar Jose Joaquin Veroes	06/11/2019	Active	11	4	0	4	57.14%	7		0		2	P,S,T,M,VP SC	24+			
15822	GUACARA CENTRAL Exc Award (06/30/2016)	10/19/1962	Active	26	0	0	0	0.00%	26		49	3	None	P,S,T,M,VP SC	24+			
153400	Guacara San Agustín Exc Award (06/30/2024)	02/01/2023	Active	20	0	6	-6	-23.08%	26	2	0		3	P,S,T,M,VP SC	2			
128663	Guama Familiar Centenario	08/24/2016	Active	10	0	0	0	0.00%	10		1			P,S,T,M,VP SC	N/R			
15824	GUANARE	10/23/1972	Active	21	0	0	0	0.00%	21		14	1	None	P,S,T,M,VP SC	23			
141816	Guasimitos Family Educators Linda Barinas	06/17/2020	Active	21	0	0	0	0.00%	21		2		None	P,S,T,M,VP SC	24+			
15823	GUIGUE	08/05/1962	Active	15	0	0	0	0.00%	15		15	1	None	P,S,T,M,VP SC	N/R			
129576	Independencia Ana Teresa Carrero Parra Exc Award (06/30/2019, 06/30/2023)	12/14/2016	Active	22	5	5	0	0.00%	22	7	0			P,S,T,M,VP SC	4		\$95.00	
127900	Jose Antonio Paez Sabana de Parra	06/14/2016	Active	18	0	0	0	0.00%	18		14		4	P,S,T,M,VP SC	24+			
151278	La Victoria Ribas	06/23/2022	Active	29	7	0	7	31.82%	22		1		3	P,S,T,M,VP SC	N/R			
15829	MARACAY Exc Award (06/30/2019, 06/30/2020, 06/30/2023)	09/24/1957	Active	18	1	1	0	0.00%	18	1	0		2	P,S,T,M,VP SC	14			
142745	Maracay Amor y Luz Exc Award (06/30/2021)	08/27/2020	Active	24	0	0	0	0.00%	24		14	1	None	P,S,T,M,VP SC	15			
153586	Maracay Centro Juana Rodríguez	06/14/2023	Active	21	12	5	7	50.00%	14	2	0			P,S,T,M,VP SC	1			



Club Health Assessment for District E 2 through June 2025

			Status	Membership							Reports					Finance		LCIF
Club Number	Club Name	Charter Date		Current Member Count	YTD Members Added	YTD Members Dropped	YTD Net Growth	YTD Net Growth%	Member Count 12 Months Ago	Avg. length of service for dropped members	Months Since Last MMR ***	Yrs. Since Last Officer Report	President Rotation	Vice President Reported ****	Months Since Last Activity Report ***	Account Balance	Donations for current Fiscal Year	
			Number of times on status quo within last two years	If below 15 members appears				If net loss is greater than 20% appears			If no report in 3 months appears in	When more than one year appears in	Number of repeat terms		Notes the officers that do not have an active	If no report at 12 months appears in red		
41783	MARACAY EL CASTANO	08/09/1982	Active	14	0	0	0	0.00%	14		14	1	None	P,S,T,M,VP SC	24+			
33940	MARACAY EL LIMON	05/27/1977	Active	41	21	21	0	0.00%	41	7	0		3	P,S,T,M,VP SC	0		\$35.00	
Exc Award (06/30/2019, 06/30/2020)																		
117069	MARACAY FLOR DE MARIA PALMA DE GARCIA	06/06/2012	Active	24	0	0	0	0.00%	24		7			P,S,T,M,VP SC	18			
Exc Award (06/30/2016, 06/30/2019, 06/30/2020)																		
148686	Maracay Funda Clove	10/25/2021	Active	22	1	1	0	0.00%	22	4	0		None	P,S,T,M,VP SC	22			
119881	Maracay Maria Mota de Montilla	06/28/2013	Active	26	2	2	0	0.00%	26	10	1			P,S,T,M,VP SC	18		\$20.00	
Exc Award (06/30/2016, 06/30/2018, 06/30/2020)																		
154916	Maracay PID Rafael Guerra	06/26/2023	Active	19	4	7	-3	-13.64%	22	2	0		None	P,S,T,M,VP SC	6			
61796	MARIARA	04/21/1999	Active	16	0	0	0	0.00%	16		14	1	None	P,S,T,M,VP SC	24+			
116793	NAGUANAGUA LA BEGONA	05/14/2012	Active	2	0	0	0	0.00%	2		15	1	None	P,S,T,M,VP SC	24+			
Exc Award (06/30/2016, 06/30/2018, 06/30/2020)																		
137171	Nirgua Parque Melvin Jones	06/21/2019	Active	12	10	5	5	71.43%	7	6	0			P,S,T,M,VP SC	22			
140535	Pedraza Maria Perez	01/16/2020	Active	21	0	0	0	0.00%	21		1		None	P,S,T,M,VP SC	19			
Exc Award (06/30/2021)																		
125053	San Diego La Esmeralda	06/12/2015	Active	20	10	0	10	100.00%	10		4			P,S,T,M,VP SC	2		\$20.00	
Exc Award (06/30/2016)																		
15837	SAN FELIPE	02/05/1959	Active	17	0	0	0	0.00%	17		17	1	None	P,S,T,M,VP SC	17			
Exc Award (06/30/2019)																		
121061	San Felipe "Olga de Pajuelo"	12/30/2013	Active	21	0	0	0	0.00%	21		20	1	None	P,S,T,M,VP SC	24+			
Exc Award (06/30/2016, 06/30/2018, 06/30/2020)																		
120921	San Felipe Amalia Gonzalez de Lucena	12/09/2013	Active	17	0	0	0	0.00%	17		5		4	P,S,T,M,VP SC	24+			
Exc Award (06/30/2016, 06/30/2019)																		
137091	San Felipe Educadores Morir es Nacer	02/20/2019	Active	3	0	0	0	0.00%	3		12		2	P,S,T,M,VP SC	20			
Exc Award (06/30/2020, 06/30/2021)																		
134254	San Felipe El Fuerte	03/27/2018	Active	21	0	0	0	0.00%	21		0		5	P,S,T,M,VP SC	24+			
Exc Award (06/30/2020)																		



Club Health Assessment for District E 2 through June 2025

			Status	Membership							Reports					Finance		LCIF
Club Number	Club Name	Charter Date		Current Member Count	YTD Members Added	YTD Members Dropped	YTD Net Growth	YTD Net Growth%	Member Count 12 Months Ago	Avg. length of service for dropped members	Months Since Last MMR ***	Yrs. Since Last Officer Report	President Rotation	Vice President Reported ****	Months Since Last Activity Report ***	Account Balance	Donations for current Fiscal Year	
			Number of times on status quo within last two years	If below 15 members appears				If net loss is greater than 20% appears			If no report in 3 months appears in	When more than one year appears in	Number of repeat terms	Notes the officers that do not have an active	If no report at 12 months appears in red			
145902	San Felipe Grupo Musical Cero Cobre	04/13/2021	Active	22	0	0	0	0.00%	22		19	1	None	P,S,T,M,VP SC	19			
141025	San Felipe Marlene Lucena de Montilla	02/19/2020	Active	16	0	1	-1	-5.88%	17	5	14			P,S,T,M,VP SC	24+			
139985	San Felipe Profesionales Carmen de Ramirez	10/21/2019	Active	18	0	0	0	0.00%	18		17		None	P,S,T,M,VP SC	20			
54328	SAN FELIPE YURUBI	04/09/1993	Active	25	6	1	5	25.00%	20	11	0			P,S,T,M,VP SC	4			
Exc Award (06/30/2016, 06/30/2018, 06/30/2020)																		
147927	San Francisco de Asis Grupo Fitness	08/30/2021	Active	28	3	3	0	0.00%	28	4	0			P,S,T,M,VP SC	20			
109107	SANARE CENTRAL	08/25/2010	Active	12	0	0	0	0.00%	12		97		2	P,S,T,M,VP SC	N/R			
126451	Tocuyito Libertador	12/29/2015	Active	13	0	0	0	0.00%	13		34	2	None	P,S,T,M,VP SC	24+			
Exc Award (06/30/2016)																		
15846	TURMERO	04/05/1967	Active	33	0	0	0	0.00%	33		23	1	None	P,S,T,M,VP SC	23		\$20.00	
Exc Award (06/30/2016, 06/30/2020, 06/30/2021)																		
119509	Universitario Barinas Santa Maria	06/11/2013	Active	10	0	0	0	0.00%	10		14		3	P,S,T,M,VP SC	24+			
Exc Award (06/30/2016)																		
116309	VALENCIA "MANUEL VICENTE GOMEZ ORTEGA"	03/13/2012	Active	16	0	1	-1	-5.88%	17	4	1		2	P,S,T,M,VP SC	19			
Exc Award (06/30/2016, 06/30/2019)																		
15850	VALENCIA 24 DE JUNIO	02/20/1962	Active	14	0	0	0	0.00%	14		12		None	P,S,T,M,VP SC	24+			
Exc Award (06/30/2016)																		
109374	VALENCIA AMERICA	09/28/2010	Active	21	0	0	0	0.00%	21		22	1	None	P,S,T,M,VP SC	24+			
Exc Award (06/30/2016)																		
52119	VALENCIA CAMORUCO	10/25/1991	Active	13	0	0	0	0.00%	13		44	2	None	P,S,T,M,VP SC	24+			
15847	VALENCIA CENTRAL	03/20/1943	Active	10	0	0	0	0.00%	10		6		2	P,S,T,M,VP SC	2			
Exc Award (06/30/2016, 06/30/2020, 06/30/2021)																		
32859	VALENCIA EL TRIGAL	10/26/1976	Active	23	0	1	-1	-4.17%	24	9	0		None	P,S,T,M,VP SC	11			
Exc Award (06/30/2018, 06/30/2019, 06/30/2020)																		
143530	Valencia Empresarial	11/04/2020	Active	21	0	0	0	0.00%	21		19			P,S,T,M,VP SC	24+			
Exc Award (06/30/2021)																		



Club Health Assessment for District E 2 through June 2025

			Status	Membership							Reports				Finance		LCIF
Club Number	Club Name	Charter Date		Current Member Count	YTD Members Added	YTD Members Dropped	YTD Net Growth	YTD Net Growth%	Member Count 12 Months Ago	Avg. length of service for dropped members	Months Since Last MMR ***	Yrs. Since Last Officer Report	President Rotation	Vice President Reported ****	Months Since Last Activity Report ***	Account Balance	Donations for current Fiscal Year
			Number of times on status quo within last two years	If below 15 members appears				If net loss is greater than 20% appears			If no report in 3 months appears in	When more than one year appears in	Number of repeat terms	Notes the officers that do not have an active	If no report at 12 months appears in red		
41501	VALENCIA FLOR AMARILLO	06/01/1982	Active	21	0	0	0	0.00%	21		14	1	None	P,S,T,M,VP SC	24+		
Exc Award (06/30/2020)																	
141755	Valencia Lomas del Este	06/17/2020	Active	10	0	11	-11	-52.38%	21	3	0		2	P,S,T,M,VP SC	9		
Exc Award (06/30/2024)																	
15848	VALENCIA NORTE	12/05/1967	Active	27	0	1	-1	-3.57%	28	21	0		2	P,S,T,M,VP SC	0		\$35.00
Exc Award (06/30/2016, 06/30/2018, 06/30/2020)																	
110918	VALENCIA NUEVOS HORIZONTES	04/29/2011	Active	25	7	5	2	8.70%	23	1	0			P,S,T,M,VP SC	4		\$20.00
Exc Award (06/30/2016, 06/30/2017, 06/30/2020)																	
78268	VALENCIA PARQUE VALENCIA	02/18/2004	Active	12	5	0	5	71.43%	7		0		7	P,S,T,M,VP SC	24+		
107369	VALENCIA PREBO	02/01/2010	Active	14	1	2	-1	-6.67%	15	15	0			P,S,T,M,VP SC	5		\$40.00
Exc Award (06/30/2019, 06/30/2024)																	
15836	VALENCIA SAN DIEGO	12/20/1965	Active	20	0	0	0	0.00%	20		14	1	None	P,S,T,M,VP SC	15		
Exc Award (06/30/2019, 06/30/2020, 06/30/2024)																	
30050	VILLA DE CURA	12/26/1974	Active	51	10	16	-6	-10.53%	57	5	0			P,S,T,M,VP SC	1		\$43.00
Exc Award (06/30/2016, 06/30/2018, 06/30/2020)																	
137035	Yaritagua El Valeroso Peña	03/26/2019	Active	15	0	0	0	0.00%	15		18		None	P,S,T,M,VP SC	23		
Exc Award (06/30/2021)																	
119684	Yaritagua Las Palmas	06/18/2013	Active	22	0	0	0	0.00%	22		3			P,S,T,M,VP SC	6		\$5.00
Exc Award (06/30/2016, 06/30/2019, 06/30/2020)																	
120484	Yaritagua Pedro Rafael Montilla	10/04/2013	Active	23	4	1	3	15.00%	20	11	0			P,S,T,M,VP SC	0		
Exc Award (06/30/2016, 06/30/2019, 06/30/2020)																	
122061	Zamora "Miguel Perdomo" Villa de Cura	04/30/2014	Active	59	16	10	6	11.32%	53	3	0			P,S,T,M,VP SC	0		\$81.00
Exc Award (06/30/2016, 06/30/2018, 06/30/2020)																	
138082	Zamora Kminants Al Kmino Guillermo Alae Moronta	05/30/2019	Active	65	5	6	-1	-1.52%	66	6	0		2	P,S,T,M,VP SC	24+		
Exc Award (06/30/2020)																	



Club Health Assessment for District E 2 through June 2025

				Status		Membership								Reports				Finance		LCIF	
Club Number	Club Name	Charter Date	Current Member Count			YTD Members Added	YTD Members Dropped	YTD Net Growth	YTD Net Growth%	Member Count 12 Months Ago	Avg. length of service for dropped members	Months Since Last MMR ***	Yrs. Since Last Officer Report	President Rotation	Vice President Reported ****	Months Since Last Activity Report ***	Account Balance	Donations for current Fiscal Year			
				Number of times on status quo within last two years	If below 15 members appears			If net loss is greater than 20% appears			If no report in 3 months appears in		When more than one year appears in	Number of repeat terms	Notes the officers that do not have an active		If no report at 12 months appears in red				
Current Total Clubs Count	YTD New Clubs Count	YTD Cancelled Clubs Count	YTD Net Club Gain	Current Total Members Count	YTD Add	YTD Drop	YTD Net Growth	YTD Net Growth %	Member Count 12 Months Ago	Average Member Count Per Club	% of Clubs with less than 20 members	% No MMR in 3 Months	% No Officer Report in 12 Months	% of Clubs with balance 90+ days	Number of Clubs in Status Quo	% Status Quo Clubs in Financial Suspension	Number of Cancelled Clubs	Average Cancelled Club Age	Members Lost Due to Cancellation	% of Clubs Cancelled for Non-Financial Reasons	
113	7	0	7	2,417	441	316	125	5.45%	2,300	21	40%	38%	19%	0%	0	0%	0	0	0	0%	

* - P - Priority Club. Cancellation Reasons: 1-Objectives/conduct, 2-Non-active club, 5-Non-existing club, 6-Disbanding, 7-Merger, 8-Financial Suspension, 9-District/Multiple District Dues.

** - Abbreviation: P-President, S-Secretary, T-Treasurer, M-Member Chairperson, VP-First Vice President, MC-Communications Chairperson, SC-Service Chairperson

*** - Abbreviation: N/R - Never reported using the Lions Clubs website, N/A - Not applicable, No password registered for the Lions Clubs website.

**** - Abbreviation: N - New, IP - Immediate Past, R - Repeat.



Club Health Assessment for District E 3 through June 2025

			Status	Membership							Reports					Finance		LCIF
Club Number	Club Name	Charter Date		Current Member Count	YTD Members Added	YTD Members Dropped	YTD Net Growth	YTD Net Growth%	Member Count 12 Months Ago	Avg. length of service for dropped members	Months Since Last MMR ***	Yrs. Since Last Officer Report	President Rotation	Vice President Reported ****	Months Since Last Activity Report ***	Account Balance	Donations for current Fiscal Year	
			Number of times on status quo within last two years	If below 15 members appears					If net loss is greater than 20% appears		If no report in 3 months appears in	When more than one year appears in	Number of repeat terms	Notes the officers that do not have appears in an active	If no report at 12 months red			
Clubs less than two years old																		
156092	Apure Autismo Apure	09/18/2023	Active	20	0	0	0	0.00%	20		21	1	None	P,S,T,M,VP SC	N/A			
156539	Caracas Artes y Culturas Tradicionales	11/28/2023	Active	21	10	12	-2	-8.70%	23	4	0		2	P,S,T,M,VP SC	7			
171202	Caracas Grupo Salud No Mas Pelones	06/13/2024	Active	18	13	17	-4	-18.18%	22	1	0			P,S,T,M,VP SC	0		\$42.00	
156355	Caracas Sarrapia Gourmet	10/24/2023	Active	28	4	1	3	12.00%	25	1	3			P,S,T,M,VP SC	3		\$25.00	
156157	Higuerote Brion	09/26/2023	Active	21	0	0	0	0.00%	21		21	1	None	P,S,T,M,VP SC	N/R			
156104	Naiguatá Cultural	09/20/2023	Active	23	0	0	0	0.00%	23		21	1	None	P,S,T,M,VP SC	N/R			
156161	San Fernando de Apure Cultural	09/28/2023	Active	20	0	0	0	0.00%	20		21	1	None	P,S,T,M,VP SC	N/A			
Clubs more than two years old																		
128756	Achaguas	08/30/2016	Active	42	0	0	0	0.00%	42		16			P,S,T,M,VP SC	16			
	Exc Award (06/30/2017)																	
66428	APURE-RIO APURE	06/27/2002	P- Active	20	4	24	-20	-50.00%	40	6	1			P,S,T,M,VP SC	6			
	Exc Award (06/30/2017, 06/30/2018)																	
110917	BRUZUAL GENERAL JOSE CORNELIO MUÑOZ	04/28/2011	P- Active	20	0	0	0	0.00%	20		13	1	None	P,S,T,M,VP SC	18			
	Exc Award (06/30/2018)																	
143700	Caracas Altamira	11/25/2020	Active	20	0	13	-13	-39.39%	33	4	0			P,S,T,M,VP SC	10		\$170.00	
150447	Caracas Ángeles al Servicio de la Humanidad	05/06/2022	Active	49	6	1	5	11.36%	44	1	0			P,S,T,M,VP SC	0		\$215.00	
	Exc Award (06/30/2023, 06/30/2024)																	
147226	Caracas Angeles de Oro de la Salud Caracas	06/30/2021	Active	38	0	0	0	0.00%	38		12		5	P,S,T,M,VP SC	16			
55583	CARACAS CAPITAL	04/21/1994	Active	9	3	9	-6	-40.00%	15	8	1		6	P,S,T,M,VP SC	19			
98645	CARACAS CHACAO	02/27/2007	Active	31	3	10	-7	-18.42%	38	6	0			P,S,T,M,VP SC	1			
	Exc Award (06/30/2016, 06/30/2017, 06/30/2020)																	
136182	Caracas Crep Los Verdes	10/22/2018	Active	16	0	0	0	0.00%	16		35	2	None	P,S,T,M,VP SC	24+			
149681	Caracas Eco Defensores	01/25/2022	Active	0	0	26	-26	-100.00%	26	3	0	1	None	P,S,T,M,VP SC	24+			
34093	CARACAS EL AVILA	06/20/1977	Active	24	0	0	0	0.00%	24		43	3	None	P,S,T,M,VP SC	24+			



Club Health Assessment for District E 3 through June 2025

			Status	Membership							Reports					Finance		LCIF
Club Number	Club Name	Charter Date		Current Member Count	YTD Members Added	YTD Members Dropped	YTD Net Growth	YTD Net Growth%	Member Count 12 Months Ago	Avg. length of service for dropped members	Months Since Last MMR ***	Yrs. Since Last Officer Report	President Rotation	Vice President Reported ****	Months Since Last Activity Report ***	Account Balance	Donations for current Fiscal Year	
			Number of times on status quo within last two years	If below 15 members appears				If net loss is greater than 20% appears			If no report in 3 months appears in	When more than one year appears in	Number of repeat terms	Notes the officers that do not have an active	If no report at 12 months appears in red			
Exc Award (06/30/2018)																		
15870	CARACAS EL PARAISO	10/07/1959	Active	29	2	5	-3	-9.38%	32	8	1			P,S,T,M,VP SC	2		\$40.00	
Exc Award (06/30/2016, 06/30/2020, 06/30/2021)																		
125823	Caracas El Sabor	09/30/2015	Active	25	0	0	0	0.00%	25		19	1	None	P,S,T,M,VP SC	20			
15876	CARACAS EL VALLE	07/09/1959	Active	17	0	0	0	0.00%	17		12		2	P,S,T,M,VP SC	15			
Exc Award (06/30/2017, 06/30/2018)																		
134704	Caracas Enfermeria Licenciada Carmen Belisario	05/16/2018	Active	0	3	23	-20	-100.00%	20	6	0		None	P,S,T,M,VP SC	3			
Exc Award (06/30/2020, 06/30/2021)																		
118491	CARACAS FERMIN TORO	12/27/2012	Active	20	4	0	4	25.00%	16		1			P,S,T,M,VP SC	4			
Exc Award (06/30/2016, 06/30/2017, 06/30/2021)																		
52627	CARACAS GENERAL MONAGAS	03/12/1992	Active	21	0	2	-2	-8.70%	23	5	1		2	P,S,T,M,VP SC	8			
Exc Award (06/30/2021)																		
97304	CARACAS GENERAL PAEZ	06/22/2006	Active	15	3	0	3	25.00%	12		3			P,S,T,M,VP SC	2		\$123.00	
Exc Award (06/30/2016, 06/30/2017, 06/30/2021)																		
150943	Caracas Grupo Ecologico Topo Las Piñas	06/10/2022	Active	19	4	21	-17	-47.22%	36	1	1			P,S,T,M,VP SC	9		\$10.00	
Exc Award (06/30/2024)																		
15865	CARACAS HORIZONTE	04/27/1970	Active	22	0	0	0	0.00%	22		8	1	None	P,S,T,M,VP SC	16			
Exc Award (06/30/2017)																		
146738	Caracas La California	06/16/2021	Active	29	0	0	0	0.00%	29		19		3	P,S,T,M,VP SC	16			
Exc Award (06/30/2022)																		
42183	CARACAS LA CANDELARIA	01/31/1983	Active	20	8	9	-1	-4.76%	21	12	0			P,S,T,M,VP SC	3			
Exc Award (06/30/2016, 06/30/2017, 06/30/2021)																		
54741	CARACAS LA FLORIDA	07/09/1993	Active	15	0	0	0	0.00%	15		10	2	None	P,S,T,M,VP SC	24+			
105901	CARACAS LA GRAN FAMILIA	06/26/2009	Active	6	0	0	0	0.00%	6		14	1	None	P,S,T,M,VP SC	24+			
130918	Caracas La Pastora	05/17/2017	Active	21	0	0	0	0.00%	21		14	1	None	P,S,T,M,VP SC	17			
Exc Award (06/30/2018, 06/30/2021)																		
64535	CARACAS LA PAZ	06/29/2001	Active	14	0	6	-6	-30.00%	20	3	0		2	P,S,T,M,VP SC	0			
Exc Award (06/30/2018, 06/30/2019, 06/30/2021)																		



Club Health Assessment for District E 3 through June 2025

			Status	Membership							Reports					Finance		LCIF
Club Number	Club Name	Charter Date		Current Member Count	YTD Members Added	YTD Members Dropped	YTD Net Growth	YTD Net Growth%	Member Count 12 Months Ago	Avg. length of service for dropped members	Months Since Last MMR ***	Yrs. Since Last Officer Report	President Rotation	Vice President Reported ****	Months Since Last Activity Report ***	Account Balance	Donations for current Fiscal Year	
			Number of times on status quo within last two years	If below 15 members appears	If net loss is greater than 20% appears						If no report in 3 months appears in	When more than one year appears in	Number of repeat terms	Notes the officers that do not have an active	If no report at 12 months appears in red			
88479	CARACAS LAS ACACIAS	05/31/2005	Active	14	0	2	-2	-12.50%	16	14	1		5	P,S,T,M,VP SC	1		\$5.00	
Exc Award (06/30/2018)																		
36974	CARACAS LOS CHORROS	04/30/1979	Active	21	0	0	0	0.00%	21		15		4	P,S,T,M,VP SC	7		\$50.00	
Exc Award (06/30/2021)																		
126280	Caracas Los Ruices	11/30/2015	Active	25	0	0	0	0.00%	25		6			P,S,T,M,VP SC	8		\$50.00	
Exc Award (06/30/2017, 06/30/2018, 06/30/20)																		
97190	CARACAS SAN JUAN	05/25/2006	Active	13	1	0	1	8.33%	12		7			P,S,T,M,VP SC	7		\$10.00	
Exc Award (06/30/2017, 06/30/2018, 06/30/20)																		
59744	CARACAS SANTA MONICA	06/24/1997	Active	21	12	11	1	5.00%	20	7	0		7	P,S,T,M,VP SC	4			
Exc Award (06/30/2016, 06/30/2017, 06/30/20)																		
149682	Caracas Sebucan Escuela Enfermeria Ucv	01/25/2022	Active	22	0	0	0	0.00%	22		24	1	None	P,S,T,M,VP SC	24+			
137172	Caracas Sebucan Profesionales	04/23/2019	Active	31	0	0	0	0.00%	31		38	2	None	P,S,T,M,VP SC	24+			
Exc Award (06/30/2021)																		
15882	CARACAS SIMON BOLIVAR	10/31/1966	Active	20	0	8	-8	-28.57%	28	19	0			P,S,T,M,VP SC	1		\$115.00	
Exc Award (06/30/2017, 06/30/2018, 06/30/20)																		
152245	Caracas Solidaridad Pedro Yvan Granados Vega	08/19/2022	Active	27	0	5	-5	-15.63%	32	3	0			P,S,T,M,VP SC	3			
Exc Award (06/30/2024)																		
111496	CARACAS TURISMO TOMAS BELTRAN	06/28/2011	Active	0	0	18	-18	-100.00%	18	8	0		None	P,S,T,M,VP SC	4			
134025	Caracas Universitario Jesus Obrando	03/08/2018	Active	13	0	0	0	0.00%	13		24	1	None	P,S,T,M,VP SC	24			
108659	CARRIZAL	06/22/2010	Active	20	0	0	0	0.00%	20		1			P,S,T,M,VP SC	4			
Exc Award (06/30/2016, 06/30/2018, 06/30/20)																		
118875	CHACAO LIBERTADOR	03/04/2013	Active	10	0	0	0	0.00%	10		1	1	None	P,S,T,M,VP SC	24+			
57545	EL HATILLO	11/27/1995	Active	28	0	0	0	0.00%	28		72	3	None	P,S,T,M,VP SC	24+			
Exc Award (06/30/2016, 06/30/2018)																		
107229	ELORZA	01/15/2010	P- Active	25	2	0	2	8.70%	23		2			P,S,T,M,VP SC	16			
Exc Award (06/30/2018)																		
106883	GUARENAS	11/23/2009	Active	20	0	0	0	0.00%	20		1			P,S,T,M,VP SC	0		\$41.00	



Club Health Assessment for District E 3 through June 2025

			Status	Membership							Reports					Finance		LCIF			
Club Number	Club Name	Charter Date		Current Member Count	YTD Members Added	YTD Members Dropped	YTD Net Growth	YTD Net Growth%	Member Count 12 Months Ago	Avg. length of service for dropped members	Months Since Last MMR ***	Yrs. Since Last Officer Report	President Rotation	Vice President Reported ****	Months Since Last Activity Report ***	Account Balance	Donations for current Fiscal Year				
			Number of times on status quo within last two years	If below 15 members appears					If net loss is greater than 20% appears						If no report in 3 months appears in	When more than one year appears in	Number of repeat terms	Notes the officers that do not have appears in an active	If no report at 12 months red		
Exc Award (06/30/2017, 06/30/2018, 06/30/2020)																					
141797	Guarenas - Industriales de Guarenas	06/18/2020	Cancelled(6*)	0	0	2	-2	-100.00%	0	5	0	1	None	P,S,T,M,VP SC	24+						
106565	GUATIRE CENTRAL	09/15/2009	P- Active	8	0	0	0	0.00%	8		0		None	P,S,T,M,VP SC	21						
122214	La Sabana San Jose	05/14/2014	Active	0	0	42	-42	-100.00%	42	11	0	7	None	P,S,T,M,VP SC	24+						
Exc Award (06/30/2016)																					
131582	Los Salias Mujeres de Oro	06/23/2017	Active	64	0	0	0	0.00%	64		12		4	P,S,T,M,VP SC	9		\$10.00				
Exc Award (06/30/2021)																					
127845	Los Teques - Los Lagos	06/10/2016	Active	0	0	29	-29	-100.00%	29	8	0	3	None	P,S,T,M,VP SC	24+						
Exc Award (06/30/2017, 06/30/2018, 06/30/2020)																					
52628	LOS TEQUES GUAICAIPURO	03/12/1992	Active	28	2	0	2	7.69%	26		0		2	P,S,T,M,VP SC	1						
Exc Award (06/30/2017, 06/30/2018, 06/30/2020)																					
54070	LOS TEQUES LOS NUEVOS TEQUES	02/10/1993	Active	19	0	0	0	0.00%	19		86	6	None	P,S,T,M,VP SC	24+						
129235	Mantecal	10/21/2016	Active	21	0	0	0	0.00%	21		16	1	None	P,S,T,M,VP SC	16						
15902	PETARE	04/07/1960	Active	17	7	0	7	70.00%	10		7		2	P,S,T,M,VP SC	4						
Exc Award (06/30/2016, 06/30/2018)																					
108657	PUERTO AYACUCHO RIO ORINOCO	06/21/2010	Active	30	1	6	-5	-14.29%	35	5	0			P,S,T,M,VP SC	2						
Exc Award (06/30/2018, 06/30/2020)																					
15912	RIO CHICO	11/25/1970	Active	15	0	0	0	0.00%	15		23	1	None	P,S,T,M,VP SC	21						
Exc Award (06/30/2017, 06/30/2018)																					
118306	SAN ANTONIO DE LOS ALTOS	11/13/2012	Cancelled(6*)	0	0	23	-23	-100.00%	23	9	0		None	P,S,T,M,VP SC	6						
Exc Award (06/30/2016, 06/30/2020, 06/30/2020)																					
15838	SAN FERNANDO DE APURE	04/06/1954	Active	70	4	84	-80	-53.33%	150	8	0			P,S,T,M,VP SC	4						
Exc Award (06/30/2016, 06/30/2018, 06/30/2020)																					
128691	San Fernando Rey	08/19/2016	Active	34	0	0	0	0.00%	34		16	1	None	P,S,T,M,VP SC	16						
Exc Award (06/30/2017)																					
134912	San Juan de Payara Valle Blanco - Pedro Camejo	06/20/2018	Active	21	0	0	0	0.00%	21		14		None	P,S,T,M,VP SC	16						
99503	SANTA TERESA CENTRAL	06/01/2007	Active	0	0	16	-16	-100.00%	16	17	0	5	None	P,S,T,M,VP SC	24+						



Club Health Assessment for District E 3 through June 2025

			Status		Membership						Reports					Finance		LCIF		
Club Number	Club Name	Charter Date			Current Member Count	YTD Members Added	YTD Members Dropped	YTD Net Growth	YTD Net Growth%	Member Count 12 Months Ago	Avg. length of service for dropped members	Months Since Last MMR ***	Yrs. Since Last Officer Report	President Rotation	Vice President Reported ****	Months Since Last Activity Report ***	Account Balance	Donations for current Fiscal Year		
				Number of times on status quo within last two years	If below 15 members appears			If net loss is greater than 20% appears			If no report in 3 months appears in	When more than one year appears in	Number of repeat terms	Notes the officers that do not have an active	If no report at 12 months appears in red					
125115	Tachira-Colinas de Bello Monte	06/16/2015	Active	0	0	17	-17	-100.00%	17	9	0	3	None	P,S,T,M,VP SC	N/R					
141834	Universitario Caracas Cruz De La Salud	06/18/2020	Active	15	0	0	0	0.00%	15		10	1	None	P,S,T,M,VP SC	24+					
144111	Universitario Caracas Jose Maria Vargas	01/07/2021	Active	38	16	6	10	35.71%	28	4	4			P,S,T,M,VP SC	5					
139909	Universitario Caracas Luis Razetti	10/03/2019	Active	0	0	40	-40	-100.00%	40	6	0	4	None	P,S,T,M,VP SC	24+					
Current Total Clubs Count	YTD New Clubs Count	YTD Cancelled Clubs Count	YTD Net Club Gain	Current Total Members Count	YTD Add	YTD Drop	YTD Net Growth	YTD Net Growth %	Member Count 12 Months Ago	Average Member Count Per Club	% of Clubs with less than 20 members	% No MMR in 3 Months	% No Officer Report in 12 Months	% of Clubs with balance 90+ days	Number of Clubs in Status Quo	% Status Quo Clubs in Financial Suspension	Number of Cancelled Clubs	Average Cancelled Club Age	Members Lost Due to Cancellation	% of Clubs Cancelled for Non-Financial Reasons
67	0	2	-2	1,383	112	488	-376	-21.38%	1,757	21	39%	51%	42%	0%	0	0%	2	9	25	100%

* - P - Priority Club. Cancellation Reasons: 1-Objectives/conduct, 2-Non-active club, 5-Non-existing club, 6-Disbanding, 7-Merger, 8-Financial Suspension, 9-District/Multiple District Dues.

** - Abbreviation: P-President, S-Secretary, T-Treasurer, M-Member Chairperson, VP-First Vice President, MC-Communications Chairperson, SC-Service Chairperson

*** - Abbreviation: N/R - Never reported using the Lions Clubs website, N/A - Not applicable, No password registered for the Lions Clubs website.

**** - Abbreviation: N - New, IP - Immediate Past, R - Repeat.



Club Health Assessment for District E 4 through June 2025

			Status	Membership							Reports					Finance		LCIF
Club Number	Club Name	Charter Date		Current Member Count	YTD Members Added	YTD Members Dropped	YTD Net Growth	YTD Net Growth%	Member Count 12 Months Ago	Avg. length of service for dropped members	Months Since Last MMR ***	Yrs. Since Last Officer Report	President Rotation	Vice President Reported ****	Months Since Last Activity Report ***	Account Balance	Donations for current Fiscal Year	
			Number of times on status quo within last two years	If below 15 members appears				If net loss is greater than 20% appears			If no report in 3 months appears in	When more than one year appears in	Number of repeat terms	Notes the officers that do not have an active	If no report at 12 months appears in red			
Clubs less than two years old																		
157466	Barcelona Amor y Servicio por la Paz	03/29/2024	Active	20	5	5	0	0.00%	20	1	1			P,S,T,M,VP SC	3			
158002	Barcelona Creciendo en Amor	06/06/2024	Active	20	0	0	0	0.00%	20		12			P,S,T,M,VP SC	3			
155877	Barcelona Cultura en Accion	09/12/2023	Active	26	5	0	5	23.81%	21		0			P,S,T,M,VP SC	4			
178872	Barcelona Innovacion, Liderazgo y Servicio	09/25/2024	Active	20	20	0	20	100.00%	0		4			P,S,T,M,VP SC	N/R			
172898	Barcelona Innovando en Servicio	07/23/2024	Active	20	20	0	20	100.00%	0		11			P,S,T,M,VP SC	4			
178874	Barcelona Liderando Juntos	10/10/2024	Active	20	20	0	20	100.00%	0		8			P,S,T,M,VP SC	N/R			
171428	Barcelona Mi Buen Pastor	06/06/2024	Active	21	0	0	0	0.00%	21		12			P,S,T,M,VP SC	3			
156029	Ciudad Guayana Animalizate con Amor	10/02/2023	Active	25	5	0	5	25.00%	20		0		2	P,S,T,M,VP SC	5			
176087	La Asuncion, Profesionales con Amor Especial	12/17/2024	Active	20	20	0	20	100.00%	0		6			P,S,T,M,VP SC	N/A			
156797	Lecheria Amar Servir y Crecer	01/02/2024	Active	20	0	0	0	0.00%	20		4		2	P,S,T,M,VP SC	1		\$5.00	
155718	Lecheria CI Maria Jose Ortiz	09/06/2023	Active	24	4	0	4	20.00%	20		0		2	P,S,T,M,VP SC	7			
Exc Award (06/30/2024)																		
171360	Maturin Sirviendo Sin Fronteras	05/14/2024	Active	38	11	1	10	35.71%	28	0	6		2	P,S,T,M,VP SC	2			
181338	Puerto La Cruz Atencion y Cuidado a Las Especies	04/21/2025	Newly Chartered	21	21	0	21	100.00%	0		0			P,S,T,M,VP SC	N/A			
181096	Puerto La Cruz Con Amor de Fátima BM	03/07/2025	Active	20	20	0	20	100.00%	0		3			P,S,T,M,VP SC	N/R			
178377	Valle de la Pascua Sembrando Huellas	09/27/2024	Active	29	31	2	29	100.00%	0	0	1			P,S,T,M,VP SC	0		\$38.00	
172015	VDLP Unidos por un Servicio de Amor y Bondad	06/04/2024	Active	20	0	0	0	0.00%	20		12		None	P,S,T,M,VP SC	N/R			
Clubs more than two years old																		
141833	Agropecuario Zaraza	06/19/2020	Active	24	0	0	0	0.00%	24		12			P,S,T,M,VP SC	0			
Exc Award (06/30/2023)																		
15854	ANACO	09/03/1954	Active	23	1	11	-10	-30.30%	33	9	1		3	P,S,T,M,VP SC	1		\$31.00	
Exc Award (06/30/2017, 06/30/2018, 06/30/2020)																		




Club Health Assessment for District E 4 through June 2025

			Status	Membership						Reports					Finance		LCIF
Club Number	Club Name	Charter Date		Current Member Count	YTD Members Added	YTD Members Dropped	YTD Net Growth	YTD Net Growth%	Member Count 12 Months Ago	Avg. length of service for dropped members	Months Since Last MMR ***	Yrs. Since Last Officer Report	President Rotation	Vice President Reported ****	Months Since Last Activity Report ***	Account Balance	Donations for current Fiscal Year
			Number of times on status quo within last two years	If below 15 members appears				If net loss is greater than 20% appears			If no report in 3 months appears in	When more than one year appears in	Number of repeat terms	Notes the officers that do not have an active	If no report at 12 months appears in red		
149240	Anaco Emprendedores	12/13/2021	Active	26	0	0	0	0.00%	26		14		3	P,S,T,M,VP SC	7		
134436	Anaco Profesionales	04/30/2018	Active	46	0	0	0	0.00%	46		1		2	P,S,T,M,VP SC	1		\$47.00
32324	ARAGUA DE BARCELONA	05/28/1976	Active	35	8	8	0	0.00%	35	14	0		2	P,S,T,M,VP SC	6		\$20.00
146028	Barcelona Activando La Bondad	05/10/2021	Active	23	0	0	0	0.00%	23		14			P,S,T,M,VP SC	10		
136797	Barcelona Boyaca	02/20/2019	Active	30	0	0	0	0.00%	30		12			P,S,T,M,VP SC	11		
142797	Barcelona Brindando Amor Sembramos Vida	10/09/2020	Active	30	2	0	2	7.14%	28		0		None	P,S,T,M,VP SC	11		\$20.00
15856	BARCELONA DECANO LUIS CELESTINO MATA CHACIN	01/29/1955	Active	63	2	0	2	3.28%	61		1			P,S,T,M,VP SC	6		\$122.00
153667	Barcelona Fuerza y Dinamismo en Armonia	03/24/2023	Active	41	6	1	5	13.89%	36	2	3			P,S,T,M,VP SC	10		\$2.00
146505	Barcelona Fundación Mendoza Adulto Feliz	06/03/2021	Active	33	2	0	2	6.45%	31		0			P,S,T,M,VP SC	18		
140955	Barcelona Una Sonrisa Saludable	04/01/2020	Active	27	4	0	4	17.39%	23		0		2	P,S,T,M,VP SC	6		
118876	BARCELONA UNIVERSITARIO UN MUNDO	03/06/2013	Active	30	3	2	1	3.45%	29	5	9		2	P,S,T,M,VP SC	2		
144059	Barcelona Visión Con Propósito	12/18/2020	Active	35	1	0	1	2.94%	34		10			P,S,T,M,VP SC	9		\$37.00
15860	CANTAURA	09/23/1962	Active	29	0	0	0	0.00%	29		1		3	P,S,T,M,VP SC	0		\$75.00
31343	CARIACO	11/24/1975	Active	38	6	1	5	15.15%	33	3	0			P,S,T,M,VP SC	3		
128956	Carupano Los Angeles	09/23/2016	Active	43	10	0	10	30.30%	33		1			P,S,T,M,VP SC	10		



Club Health Assessment for District E 4 through June 2025

			Status	Membership							Reports					Finance		LCIF
Club Number	Club Name	Charter Date		Current Member Count	YTD Members Added	YTD Members Dropped	YTD Net Growth	YTD Net Growth%	Member Count 12 Months Ago	Avg. length of service for dropped members	Months Since Last MMR ***	Yrs. Since Last Officer Report	President Rotation	Vice President Reported ****	Months Since Last Activity Report ***	Account Balance	Donations for current Fiscal Year	
			Number of times on status quo within last two years	If below 15 members appears				If net loss is greater than 20% appears			If no report in 3 months appears in	When more than one year appears in	Number of repeat terms	Notes the officers that do not have an active	If no report at 12 months appears in red			
40762	CD BOLIVAR ANDRES ELOY BLANCO	01/31/1982	Active	84	6	4	2	2.44%	82	5	1			P,S,T,M,VP SC	5		\$26.00	
	Exc Award (06/30/2016, 06/30/2017, 06/30/2018)																	
15879	CIUDAD BOLIVAR	01/25/1963	Active	34	1	6	-5	-12.82%	39	14	0			P,S,T,M,VP SC	0		\$60.00	
	Exc Award (06/30/2016, 06/30/2018)																	
99233	CIUDAD BOLIVAR A LAURO GENTE DE RIO	05/01/2007	Active	15	0	0	0	0.00%	15		16		2	P,S,T,M,VP SC	5			
62173	CIUDAD BOLIVAR ANGOSTURA	06/24/1999	Active	30	1	0	1	3.45%	29		0			P,S,T,M,VP SC	9		\$157.00	
	Exc Award (06/30/2016, 06/30/2018, 06/30/2020)																	
105873	CIUDAD BOLIVAR EMPRESARIAL	06/24/2009	Active	34	11	1	10	41.67%	24	0	0			P,S,T,M,VP SC	0		\$70.00	
	Exc Award (06/30/2016, 06/30/2017, 06/30/2020)																	
15884	CIUDAD GUAYANA ALTA VISTA	07/20/1971	Active	24	0	2	-2	-7.69%	26	12	5			P,S,T,M,VP SC	1		\$20.00	
	Exc Award (06/30/2020)																	
15886	CIUDAD GUAYANA CANAIMA	03/20/1973	Active	11	0	1	-1	-8.33%	12	44	1		7	P,S,T,M,VP SC	7			
129896	Corozal	01/31/2017	Active	21	0	0	0	0.00%	21		1			P,S,T,M,VP SC	3			
15887	CUMANA	09/08/1964	Active	60	14	5	9	17.65%	51	18	0			P,S,T,M,VP SC	5		\$54.00	
	Exc Award (06/30/2016, 06/30/2022, 06/30/2024)																	
37936	EL CALLAO	01/22/1980	Active	22	0	0	0	0.00%	22		45	2	None	P,S,T,M,VP SC	24+			
146029	El Chaparro Ambiente Saludable	04/30/2021	Active	27	2	0	2	8.00%	25		0			P,S,T,M,VP SC	11		\$5.00	
15889	EL TIGRE	08/15/1953	Active	28	6	2	4	16.67%	24	37	1			P,S,T,M,VP SC	1		\$16.00	
	Exc Award (06/30/2022)																	
118307	EL TIGRE ATENCION A LA MUJER	11/12/2012	Active	24	4	0	4	20.00%	20		0		3	P,S,T,M,VP SC	3			
	Exc Award (06/30/2016, 06/30/2017)																	
149291	El Tigre Chaguaramos	12/27/2021	Active	24	0	0	0	0.00%	24		2		2	P,S,T,M,VP SC	7		\$14.00	
139957	El Tigre Cultura Y Comunicacion Sin Fronteras	10/16/2019	Active	36	8	6	2	5.88%	34	6	0		2	P,S,T,M,VP SC	4		\$2.00	
	Exc Award (06/30/2021)																	
119557	El Tigre Jonathan Por Siempre	06/06/2013	Active	31	0	0	0	0.00%	31		1		2	P,S,T,M,VP SC	7			
	Exc Award (06/30/2016)																	



Club Health Assessment for District E 4 through June 2025

			Status	Membership							Reports					Finance		LCIF
Club Number	Club Name	Charter Date		Current Member Count	YTD Members Added	YTD Members Dropped	YTD Net Growth	YTD Net Growth%	Member Count 12 Months Ago	Avg. length of service for dropped members	Months Since Last MMR ***	Yrs. Since Last Officer Report	President Rotation	Vice President Reported ****	Months Since Last Activity Report ***	Account Balance	Donations for current Fiscal Year	
			Number of times on status quo within last two years	If below 15 members appears				If net loss is greater than 20% appears			If no report in 3 months appears in	When more than one year appears in	Number of repeat terms	Notes the officers that do not have an active	If no report at 12 months appears in red			
119614	El Tigre Libertad, Igualdad y Fraternidad a la Comunidad Exc Award (06/30/2016, 06/30/2017, 06/30/20)	06/11/2013	Active	37	1	0	1	2.78%	36		0		3	P,S,T,M,VP SC	4			
129440	El Tigre Salud Fuerza y Union	12/16/2016	Active	23	6	6	0	0.00%	23	5	1		4	P,S,T,M,VP SC	2			
129300	El Tigre Una Atencion Especial	11/10/2016	Active	32	0	0	0	0.00%	32		15		None	P,S,T,M,VP SC	8			
146597	Guanta Eco-turismo de Los Altos de Sucre	06/10/2021	Active	20	0	0	0	0.00%	20		15		5	P,S,T,M,VP SC	10			
122427	Guasipati	06/10/2014	Active	21	0	0	0	0.00%	21		103	9	None	P,S,T,M,VP SC	N/R			
31448	JUANGRIEGO	12/29/1975	Active	19	0	0	0	0.00%	19		3			P,S,T,M,VP SC	8			
135336	Lecheria - Colinas del Neveri	06/21/2018	Active	35	4	0	4	12.90%	31		0		3	P,S,T,M,VP SC	7			
135335	Lecheria - Especializado Abogados del Estado Exc Award (06/30/2023, 06/30/2024)	06/21/2018	Active	42	5	2	3	7.69%	39	4	2			P,S,T,M,VP SC	0		\$238.00	
153302	Lecheria Animalizate con Pasion	01/17/2023	Active	23	3	0	3	15.00%	20		0			P,S,T,M,VP SC	11			
130535	Lecheria Atencion de Niños y Adolescentes Especiales Exc Award (06/30/2020)	03/23/2017	Active	31	0	0	0	0.00%	31		12		5	P,S,T,M,VP SC	18			
130679	Lecheria Cimientos Para Un Futuro Mejor Exc Award (06/30/2021, 06/30/2022, 06/30/20)	04/24/2017	Active	68	7	0	7	11.48%	61		0			P,S,T,M,VP SC	4		\$195.00	
151000	Lecheria Corsarios del Caribe	06/16/2022	Active	24	0	0	0	0.00%	24		15			P,S,T,M,VP SC	19			
60795	LECHERIA DECANO CL JOSEFINA PRADO DE Exc Award (06/30/2017, 06/30/2018, 06/30/20)	05/21/1998	Active	50	2	0	2	4.17%	48		2			P,S,T,M,VP SC	1		\$59.00	
136997	Lecheria Ecológicos Las Garzas Exc Award (06/30/2021, 06/30/2022, 06/30/20)	02/20/2019	Active	91	0	0	0	0.00%	91		0		2	P,S,T,M,VP SC	15			
125244	Lecheria El Morro Exc Award (06/30/2017, 06/30/2018, 06/30/20)	06/26/2015	Active	57	5	0	5	9.62%	52		1			P,S,T,M,VP SC	7		\$25.00	
135094	Lecheria Especializado Apoyo Al Diabetico	06/13/2018	Active	25	3	0	3	13.64%	22		0		2	P,S,T,M,VP SC	11			
130626	Lecheria Esperanza y Vida Exc Award (06/30/2018, 06/30/2022)	05/02/2017	Active	37	0	0	0	0.00%	37		15			P,S,T,M,VP SC	3			



Club Health Assessment for District E 4 through June 2025

			Status	Membership							Reports					Finance		LCIF
Club Number	Club Name	Charter Date		Current Member Count	YTD Members Added	YTD Members Dropped	YTD Net Growth	YTD Net Growth%	Member Count 12 Months Ago	Avg. length of service for dropped members	Months Since Last MMR ***	Yrs. Since Last Officer Report	President Rotation	Vice President Reported ****	Months Since Last Activity Report ***	Account Balance	Donations for current Fiscal Year	
			Number of times on status quo within last two years	If below 15 members appears				If net loss is greater than 20% appears			If no report in 3 months appears in	When more than one year appears in	Number of repeat terms	Notes the officers that do not have appears in an active	If no report at 12 months red			
134015	Lecheria Morro Humboldt	04/09/2018	Active	60	0	0	0	0.00%	60		15	1	None	P,S,T,M,VP SC	23			
100673	LECHERIA MUJER ATATE A LA VIDA Exc Award (06/30/2016, 06/30/2017, 06/30/20	11/29/2007	Active	40	3	2	1	2.56%	39	11	0		2	P,S,T,M,VP SC	1			
140474	Lecheria Mujeres E Innovacion Exc Award (06/30/2021, 06/30/2023, 06/30/20	01/16/2020	Active	32	1	1	0	0.00%	32	5	1			P,S,T,M,VP SC	1		\$81.00	
117046	LECHERIA SALUD, VIDA Y SERVICIO	06/04/2012	Active	25	3	0	3	13.64%	22		0		3	P,S,T,M,VP SC	11			
142742	Lecheria Sonrisas Por La Vida Exc Award (06/30/2021)	10/02/2020	Active	26	0	0	0	0.00%	26		4			P,S,T,M,VP SC	7			
150897	Lecheria Visión Azul	05/25/2022	Active	20	0	0	0	0.00%	20		37	2	None	P,S,T,M,VP SC	N/R			
154659	Lecheria Vivir para Servir Exc Award (06/30/2023, 06/30/2024)	06/09/2023	Active	29	7	6	1	3.57%	28	1	0			P,S,T,M,VP SC	1		\$52.00	
139958	Los Robles Cien Por Ciento Robleros	10/08/2019	Active	20	0	0	0	0.00%	20		44	3	None	P,S,T,M,VP SC	N/R			
126507	Los Robles Nuestra Señora del Pilar Exc Award (06/30/2016, 06/30/2017, 06/30/20	01/27/2016	Active	40	0	0	0	0.00%	40		37	2	None	P,S,T,M,VP SC	24+			
145014	Monagas Emprende	02/11/2021	Active	20	0	0	0	0.00%	20		19		2	P,S,T,M,VP SC	3			
126918	Monagas Universitario Exc Award (06/30/2018, 06/30/2020, 06/30/20	02/29/2016	Active	36	0	0	0	0.00%	36		10			P,S,T,M,VP SC	5		\$10.00	
103931	MUNICIPIO SIMON BOLIVAR Exc Award (06/30/2016, 06/30/2020, 06/30/20	11/12/2008	Active	26	10	5	5	23.81%	21	13	1			P,S,T,M,VP SC	3		\$50.00	
127796	Pampatar	06/09/2016	Active	13	0	0	0	0.00%	13		19		2	P,S,T,M,VP SC	N/A			
147691	Pampatar Apoyo a Campeones	07/23/2021	Active	28	0	0	0	0.00%	28		26			P,S,T,M,VP SC	24+			
136867	Pampatar Campeones Olímpicos Exc Award (06/30/2019, 06/30/2021, 06/30/20	02/20/2019	Active	44	0	0	0	0.00%	44		6			P,S,T,M,VP SC	8		\$100.00	
134750	Pampatar Maneiro EL Cristo Del Buen Viaje Exc Award (06/30/2019)	06/20/2018	Active	37	0	0	0	0.00%	37		14			P,S,T,M,VP SC	5			
98844	PARIAGUAN	03/20/2007	Active	62	4	3	1	1.64%	61	8	1			P,S,T,M,VP SC	0		\$17.00	



Club Health Assessment for District E 4 through June 2025

			Status	Membership						Reports					Finance		LCIF
Club Number	Club Name	Charter Date		Current Member Count	YTD Members Added	YTD Members Dropped	YTD Net Growth	YTD Net Growth%	Member Count 12 Months Ago	Avg. length of service for dropped members	Months Since Last MMR ***	Yrs. Since Last Officer Report	President Rotation	Vice President Reported ****	Months Since Last Activity Report ***	Account Balance	Donations for current Fiscal Year
			Number of times on status quo within last two years	If below 15 members appears				If net loss is greater than 20% appears			If no report in 3 months appears in	When more than one year appears in	Number of repeat terms	Notes the officers that do not have an active	If no report at 12 months appears in red		
Exc Award (06/30/2016, 06/30/2017, 06/30/2020)																	
135350	Pariaguán Corazones Unidos	06/22/2018	Active	33	3	0	3	10.00%	30		4			P,S,T,M,VP SC	4		
129988	Pariaguan Margarita Gimón Dios Y Familia	01/31/2017	Active	42	0	0	0	0.00%	42		19	1	None	P,S,T,M,VP SC	20		
Exc Award (06/30/2017, 06/30/2018, 06/30/2020)																	
147962	Pariaguán Milenio Margarita Gimón Dios y Familia	08/23/2021	Active	27	0	0	0	0.00%	27		16	1	None	P,S,T,M,VP SC	23		
125261	Pedro Zaraza	06/26/2015	Active	69	13	11	2	2.99%	67	7	0			P,S,T,M,VP SC	0		\$35.00
Exc Award (06/30/2016, 06/30/2017, 06/30/2020)																	
15904	PORLAMAR	02/25/1964	Active	18	0	0	0	0.00%	18		12		4	P,S,T,M,VP SC	11		
Exc Award (06/30/2016, 06/30/2018)																	
39875	PORLAMAR 4 DE MAYO	05/07/1981	Active	44	1	1	0	0.00%	44	7	1		2	P,S,T,M,VP SC	1		\$20.00
Exc Award (06/30/2016, 06/30/2018, 06/30/2020)																	
15905	POZUELOS	03/26/1968	Active	33	1	1	0	0.00%	33	9	1			P,S,T,M,VP SC	0		\$11.00
Exc Award (06/30/2016, 06/30/2018, 06/30/2020)																	
15908	PTO LA CRUZ-TARCISIO DIAZ B	08/18/1945	Active	42	2	0	2	5.00%	40		0			P,S,T,M,VP SC	24+		\$15.00
Exc Award (06/30/2016, 06/30/2017, 06/30/2020)																	
152123	Puerto La Cruz Misión Especial	08/10/2022	Active	25	4	0	4	19.05%	21		0		3	P,S,T,M,VP SC	11		
137975	Puerto La Cruz Nuevos Horizontes	04/29/2019	Active	26	5	0	5	23.81%	21		0			P,S,T,M,VP SC	8		
Exc Award (06/30/2023)																	
138541	Puerto La Cruz Una Mano Amiga	06/17/2019	Active	23	2	0	2	9.52%	21		7		2	P,S,T,M,VP SC	7		
122430	Puerto Piritu Fernando de Peñalver	06/13/2014	Active	24	4	4	0	0.00%	24	10	1		3	P,S,T,M,VP SC	0		\$2.00
99766	SAN JOAQUIN	06/29/2007	Active	61	2	1	1	1.67%	60	4	3			P,S,T,M,VP SC	2		\$42.20
Exc Award (06/30/2017, 06/30/2018, 06/30/2020)																	
63931	SAN JOSE DE GUANIPA	01/18/2001	Active	32	4	5	-1	-3.03%	33	15	0			P,S,T,M,VP SC	0		\$12.00
Exc Award (06/30/2016, 06/30/2018)																	
145918	San Jose de Guanipa Aliviando El Hambre en Familia	06/18/2021	Active	20	11	15	-4	-16.67%	24	3	1		2	P,S,T,M,VP SC	5		
Exc Award (06/30/2024)																	



Club Health Assessment for District E 4 through June 2025

			Status	Membership							Reports					Finance		LCIF
Club Number	Club Name	Charter Date		Current Member Count	YTD Members Added	YTD Members Dropped	YTD Net Growth	YTD Net Growth%	Member Count 12 Months Ago	Avg. length of service for dropped members	Months Since Last MMR ***	Yrs. Since Last Officer Report	President Rotation	Vice President Reported ****	Months Since Last Activity Report ***	Account Balance	Donations for current Fiscal Year	
			Number of times on status quo within last two years	If below 15 members appears					If net loss is greater than 20% appears			If no report in 3 months appears in	When more than one year appears in	Number of repeat terms	Notes the officers that do not have an active	If no report at 12 months appears in red		
78499	SAN JOSE DE GUANIPA DE ATEN AL NINO Y LA FAMILIA Exc Award (06/30/2016, 06/30/2017, 06/30/20	04/19/2004	Active	20	1	0	1	5.26%	19		3			P,S,T,M,VP SC	4			
150644	San José de Guanipa Dr José Gregorio Hernández	04/28/2022	Active	20	0	0	0	0.00%	20		13		3	P,S,T,M,VP SC	4			
119724	San Jose de Guanipa El Basquero	06/20/2013	Active	20	0	5	-5	-20.00%	25	4	6		2	P,S,T,M,VP SC	3			
136133	San Jose de Guanipa Rompiendo Barreras Exc Award (06/30/2024)	08/10/2018	Active	30	2	6	-4	-11.76%	34	6	6		2	P,S,T,M,VP SC	3		\$20.00	
104470	SAN JOSE DE GUANIPA VIDA SALUDABLE Exc Award (06/30/2018, 06/30/2019, 06/30/20	01/20/2009	Active	33	1	0	1	3.13%	32		5			P,S,T,M,VP SC	0		\$40.00	
15839	SAN JOSE DE GUARIBE Exc Award (06/30/2016, 06/30/2018)	01/07/1968	Active	36	0	0	0	0.00%	36		1		2	P,S,T,M,VP SC	6			
15915	SAN JUAN BAUTISTA	01/27/1968	Active	30	0	0	0	0.00%	30		14			P,S,T,M,VP SC	5		\$5.00	
34842	SAN TOME Exc Award (06/30/2016, 06/30/2017, 06/30/20	12/23/1977	Active	24	10	13	-3	-11.11%	27	13	1			P,S,T,M,VP SC	1			
15916	SANTA ANA Exc Award (06/30/2016, 06/30/2018, 06/30/20	11/30/1962	Active	47	5	2	3	6.82%	44	10	2		2	P,S,T,M,VP SC	0		\$733.00	
41503	SANTA ANA DEL NORTE Exc Award (06/30/2016)	06/01/1982	Active	22	0	0	0	0.00%	22		3		4	P,S,T,M,VP SC	20			
123456	Soledad Nuestra Sra de la Soledad	10/24/2014	Active	30	5	0	5	20.00%	25		0		2	P,S,T,M,VP SC	24+			
50577	TEMBLADOR Exc Award (06/30/2018)	05/23/1990	Active	25	2	1	1	4.17%	24	2	3			P,S,T,M,VP SC	0		\$986.00	
110538	TUCUPIDO JOSÉ FELIX RIBAS	03/18/2011	Active	33	0	0	0	0.00%	33		12		2	P,S,T,M,VP SC	24+			
99368	UNIVERSITARIO LAS GARZAS Exc Award (06/30/2022, 06/30/2023)	05/15/2007	Active	38	8	0	8	26.67%	30		5			P,S,T,M,VP SC	11		\$47.00	
152928	Valle De La Pascua Comunicando Con Pasion Exc Award (06/30/2024)	11/04/2022	Active	28	8	6	2	7.69%	26	1	0			P,S,T,M,VP SC	8			
105656	VALLE DE LA PASCUA UPLV	06/08/2009	Active	46	7	3	4	9.52%	42	4	1		2	P,S,T,M,VP SC	1		\$36.00	



Club Health Assessment for District E 4 through June 2025

			Membership								Reports				Finance		LCIF			
Club Number	Club Name	Charter Date		Current Member Count	YTD Members Added	YTD Members Dropped	YTD Net Growth	YTD Net Growth%	Member Count 12 Months Ago	Avg. length of service for dropped members	Months Since Last MMR ***	Yrs. Since Last Officer Report	President Rotation	Vice President Reported ****	Months Since Last Activity Report ***	Account Balance	Donations for current Fiscal Year			
			Number of times on status quo within last two years	If below 15 members appears				If net loss is greater than 20% appears			If no report in 3 months appears in	When more than one year appears in	Number of repeat terms	Notes the officers that do not have an active	If no report at 12 months appears in red					
Exc Award (06/30/2016, 06/30/2018, 06/30/2019)			Active	61	9	4	5	8.93%	56	17	0			P,S,T,M,VP SC	1		\$2.00			
Exc Award (06/30/2016, 06/30/2017, 06/30/2019)				10	0	0	0	0.00%	10		14		2	P,S,T,M,VP SC	24+					
141835 Valle La Pascua Unidos Contra El Cancer 06/18/2020				42	0	0	0	0.00%	42		18		3	P,S,T,M,VP SC	5					
Exc Award (06/30/2016, 06/30/2017, 06/30/2019)				22	4	4	0	0.00%	22	3	8		2	P,S,T,M,VP SC	0					
146212 Zaraza Ciencia Y Tecnologia 05/25/2021				28	0	0	0	0.00%	28		12			P,S,T,M,VP SC	0					
154654 Zaraza Deportivo Oswaldo Carranza 06/14/2023				76	0	1	-1	-1.30%	77	8	14			P,S,T,M,VP SC	0					
131117 Zaraza Escalando Nuevos Desafios 06/07/2017				Exc Award (06/30/2019, 06/30/2021, 06/30/2025)																
Current Total Clubs Count	YTD New Clubs Count	YTD Cancelled Clubs Count	YTD Net Club Gain	Current Total Members Count	YTD Add	YTD Drop	YTD Net Growth	YTD Net Growth %	Member Count 12 Months Ago	Average Member Count Per Club	% of Clubs with less than 20 members	% No MMR in 3 Months	% No Officer Report in 12 Months	% of Clubs with balance 90+ days	Number of Clubs in Status Quo	% Status Quo Clubs in Financial Suspension	Number of Cancelled Clubs	Average Cancelled Club Age	Members Lost Due to Cancellation	% of Clubs Cancelled for Non-Financial Reasons
120	7	0	7	3,878	458	166	292	8.14%	3,586	32	5%	49%	7%	0%	0	0%	0	0	0	0%

* - P - Priority Club. Cancellation Reasons: 1-Objectives/conduct, 2-Non-active club, 5-Non-existing club, 6-Disbanding, 7-Merger, 8-Financial Suspension, 9-District/Multiple District Dues.

** - Abbreviation: P-President, S-Secretary, T-Treasurer, M-Member Chairperson, VP-First Vice President, MC-Communications Chairperson, SC-Service Chairperson

*** - Abbreviation: N/R - Never reported using the Lions Clubs website, N/A - Not applicable, No password registered for the Lions Clubs website.

**** - Abbreviation: N - New, IP - Immediate Past, R - Repeat.



Club Health Assessment for District F 1 through June 2025

			Status	Membership							Reports					Finance		LCIF
Club Number	Club Name	Charter Date		Current Member Count	YTD Members Added	YTD Members Dropped	YTD Net Growth	YTD Net Growth%	Member Count 12 Months Ago	Avg. length of service for dropped members	Months Since Last MMR ***	Yrs. Since Last Officer Report	President Rotation	Vice President Reported ****	Months Since Last Activity Report ***	Account Balance	Donations for current Fiscal Year	
			Number of times on status quo within last two years	If below 15 members appears				If net loss is greater than 20% appears			If no report in 3 months appears in	When more than one year appears in	Number of repeat terms	Notes the officers that do not have an active	If no report at 12 months appears in red			
Clubs less than two years old																		
171663	Cali Alcanzando Suenos	05/28/2024	Cancelled(8*)	0	0	66	-66	-100.00%	66	1	12		None	P,S,T,M,VP SC	9	90+ Days		
177163	Cali Crecer Feliz	08/26/2024	Cancelled(8*)	0	98	98	0	0.00%	0	0	2		None	P,S,T,M,VP SC	N/R	90+ Days		
Clubs more than two years old																		
43627	ALCALA MONARCA	03/05/1984	Active	3	0	0	0	0.00%	3		15		7	P,S,T,M,VP SC	14			
15919	ANDALUCIA	04/04/1965	P- Cancelled(8*)	0	0	7	-7	-100.00%	7	8	0		None	P,S,T,M,VP SC	6	90+ Days		
29217	ANSERMA	04/30/1974	Active	7	0	0	0	0.00%	7		1		None	P,S,T,M,VP SC	12			
150788	Armenia Abogados del Quindio	06/01/2022	Active(3)	6	0	4	-4	-40.00%	10	3	0			P,S,T,M,VP SC	0		\$2.01	
16097	ARMENIA-MONARCA	10/22/1945	Active	8	0	2	-2	-20.00%	10	43	5		14	P,S,T,M,VP SC	3			
96996	BELEN DE UMBRIA LOS GUAYACANES	04/25/2006	Active(3)	5	0	0	0	0.00%	5		15		4	P,S,T,M,VP SC	1			
15922	BUENAVENTURA MONARCA	12/06/1952	Active	42	0	0	0	0.00%	42		1			P,S,T,M,VP SC	0		\$2,029.10	
Exc Award (06/30/2018, 06/30/2019, 06/30/20																		
15923	BUGA	09/16/1950	Active	20	4	4	0	0.00%	20	2	0			P,S,T,M,VP SC	0		\$542.91	
Exc Award (06/30/2022, 06/30/2024)																		
15924	BUGALAGRANDE	09/23/1966	Active	10	0	0	0	0.00%	10		15		3	P,S,T,M,VP SC	10			
15925	CAICEDONIA MONARCA	10/24/1954	Active	14	0	0	0	0.00%	14		14		3	P,S,T,M,VP SC	0			
16100	CALARCA	05/27/1963	Active	31	12	0	12	63.16%	19		0			P,S,T,M,VP SC	0			
15926	CALI CENTRO MONARCH	06/21/1945	Active	9	0	1	-1	-10.00%	10	4	6			P,S,T,M,VP SC	0		\$5.02	
Exc Award (06/30/2022)																		
67601	CALI LA ERMITA	04/03/2003	Active	13	4	1	3	30.00%	10	7	1			P,S,T,M,VP SC	0		\$9.04	
15927	CALI LA MERCED	03/11/1966	Active	35	2	9	-7	-16.67%	42	13	0			P,S,T,M,VP SC	0		\$2,036.15	
Exc Award (06/30/2017, 06/30/2022, 06/30/20																		
111376	CALI PANAMERICANO	06/16/2011	Active	14	1	1	0	0.00%	14	7	0		3	P,S,T,M,VP SC	1			
105897	CALI SAN ANTONIO	06/23/2009	Active	8	0	2	-2	-20.00%	10	9	6		6	P,S,T,M,VP SC	1			
15929	CALI SAN FERNANDO	12/07/1965	Active(1)	19	0	2	-2	-9.52%	21	26	4		2	P,S,T,M,VP SC	4		\$2.00	
Exc Award (06/30/2023)																		



Club Health Assessment for District F 1 through June 2025

			Status	Membership							Reports					Finance		LCIF
Club Number	Club Name	Charter Date		Current Member Count	YTD Members Added	YTD Members Dropped	YTD Net Growth	YTD Net Growth%	Member Count 12 Months Ago	Avg. length of service for dropped members	Months Since Last MMR ***	Yrs. Since Last Officer Report	President Rotation	Vice President Reported ****	Months Since Last Activity Report ***	Account Balance	Donations for current Fiscal Year	
			Number of times on status quo within last two years	If below 15 members appears					If net loss is greater than 20% appears			If no report in 3 months appears in	When more than one year appears in	Number of repeat terms	Notes the officers that do not have an active	If no report at 12 months appears in red		
15930	CALI SANTA MONICA Exc Award (06/30/2018)	09/15/1967	Active	12	0	0	0	0.00%	12		2			P,S,T,M,VP SC	0			
111384	CALI SEBASTIAN DE BELALCAZAR Exc Award (06/30/2016)	06/16/2011	Active	23	1	3	-2	-8.00%	25	6	0		2	P,S,T,M,VP SC	0		\$216.41	
153194	Cali Semilleros de Esperanza	12/16/2022	Active	26	5	6	-1	-3.70%	27	2	4			P,S,T,M,VP SC	0			
49978	CALI VALLE DEL LILI Exc Award (06/30/2018)	11/29/1989	Active	15	1	5	-4	-21.05%	19	16	0		4	P,S,T,M,VP SC	3			
15931	CARTAGO	03/23/1960	Active	14	0	9	-9	-39.13%	23	3	0			P,S,T,M,VP SC	2		\$2.00	
16102	CHINCHINA MONARCA	04/04/1965	Active(2)	10	0	0	0	0.00%	10		12		6	P,S,T,M,VP SC	3		\$2.01	
43358	CIRCASIA CENTENARIO	01/06/1984	Active(1)	18	6	0	6	50.00%	12		0		2	P,S,T,M,VP SC	13			
15933	DAGUA	06/10/1967	Active	11	0	0	0	0.00%	11		15		5	P,S,T,M,VP SC	1		\$100.03	
36127	DOSQUEBRADAS 4 DE JULIO	10/12/1978	Active	13	0	1	-1	-7.14%	14	19	2		7	P,S,T,M,VP SC	0		\$1.00	
16104	DOSQUEBRADAS MONARCA	04/01/1965	Active(1)	3	0	0	0	0.00%	3		9		8	P,S,T,M,VP SC	1			
15932	EL CERRITO MONARCA	02/26/1956	Active	11	0	2	-2	-15.38%	13	6	6			P,S,T,M,VP SC	0			
15934	EL DARIEN CALIMA	10/15/1966	Active	14	1	3	-2	-12.50%	16	11	0			P,S,T,M,VP SC	1		\$6.02	
39547	FILANDIA	03/06/1981	Active	14	0	0	0	0.00%	14		13		3	P,S,T,M,VP SC	1			
15935	GINEBRA	03/11/1967	Active(1)	7	0	0	0	0.00%	7		2		None	P,S,T,M,VP SC	8			
15936	GUACARI	02/27/1971	Active	11	0	4	-4	-26.67%	15	11	0		10	P,S,T,M,VP SC	1			
28040	IPIALES Exc Award (06/30/2023)	02/28/1974	Active	18	0	3	-3	-14.29%	21	7	0			P,S,T,M,VP SC	0			
15938	JAMUNDI	12/19/1965	Active(2)	11	0	0	0	0.00%	11		14		3	P,S,T,M,VP SC	15		\$1.00	
36124	LA UNION VALLE	10/12/1978	Active	26	0	5	-5	-16.13%	31	5	0		14	P,S,T,M,VP SC	2			
15939	LA VICTORIA	07/04/1970	Active	13	0	0	0	0.00%	13		14			P,S,T,M,VP SC	9		\$6.01	
16110	LA VIRGINIA MONARCA	06/12/1969	Active(2)	13	8	1	7	116.67%	6	3	0			P,S,T,M,VP SC	3			
16113	MANIZALES CHIPRE	11/30/1971	Active(1)	32	1	1	0	0.00%	32	2	8			P,S,T,M,VP SC	0			
16112	MANIZALES MONARCA	02/28/1959	Active	19	0	1	-1	-5.00%	20	11	1		4	P,S,T,M,VP SC	8			



Club Health Assessment for District F 1 through June 2025

			Status	Membership							Reports					Finance	LCIF
Club Number	Club Name	Charter Date		Current Member Count	YTD Members Added	YTD Members Dropped	YTD Net Growth	YTD Net Growth%	Member Count 12 Months Ago	Avg. length of service for dropped members	Months Since Last MMR ***	Yrs. Since Last Officer Report	President Rotation	Vice President Reported ****	Months Since Last Activity Report ***	Account Balance	Donations for current Fiscal Year
			Number of times on status quo within last two years	If below 15 members appears				If net loss is greater than 20% appears			If no report in 3 months appears in	When more than one year appears in	Number of repeat terms	Notes the officers that do not have an active	If no report at 12 months red		
Exc Award (06/30/2021)																	
29803	MANIZALES RENACER LA SUIZA	09/30/1974	Active	9	0	0	0	0.00%	9		12		2	P,S,T,M,VP SC	0		
31857	MOCOA	03/22/1976	Active	7	0	0	0	0.00%	7		15		9	P,S,T,M,VP SC	14		
44295	MONTENEGRO PERLA DEL ROBLES	10/17/1984	Cancelled(8*)	0	0	4	-4	-100.00%	4	21	0		None	P,S,T,M,VP SC	8	90+ Days	
119660	Neira "Fundadores Neira"	06/25/2013	Active(2)	6	6	7	-1	-14.29%	7	10	3		6	P,S,T,M,VP SC	14	90+ Days	
15941	OBANDO MONARCA	09/29/1964	Active	17	0	0	0	0.00%	17		15		5	P,S,T,M,VP SC	1		
15940	ORTIGAL MONARCA L C	05/02/1964	Active(1)	8	0	0	0	0.00%	8		15		3	P,S,T,M,VP SC	1		
15942	PALMIRA CENTRO MONARCA	06/26/1945	Active	24	2	2	0	0.00%	24	11	0			P,S,T,M,VP SC	0		\$114.11
15943	PALMIRA EL RECREO	09/01/1971	Active(1)	11	4	2	2	22.22%	9	2	0		7	P,S,T,M,VP SC	2		
15945	PASTO MONARCA	05/16/1948	Active	21	5	4	1	5.00%	20	1	0		2	P,S,T,M,VP SC	2		\$7.02
16121	PEREIRA 30 DE AGOSTO	04/03/1965	Active(1)	15	3	1	2	15.38%	13	2	0		2	P,S,T,M,VP SC	0		
41908	PEREIRA LOS EJECUTIVOS	10/01/1982	Active	9	1	0	1	12.50%	8		2		12	P,S,T,M,VP SC	0		\$20.44
16119	PEREIRA MONARCA	11/03/1945	Active	16	1	2	-1	-5.88%	17	1	0		4	P,S,T,M,VP SC	3		
Exc Award (06/30/2023, 06/30/2024)																	
125015	PEREIRA PERLA DEL OTUN	06/10/2015	Active	17	7	10	-3	-15.00%	20	2	0		4	P,S,T,M,VP SC	0		
Exc Award (06/30/2023, 06/30/2024)																	
15947	POPAYAN	11/13/1945	Active	18	0	0	0	0.00%	18		8		4	P,S,T,M,VP SC	0		
Exc Award (06/30/2018, 06/30/2021, 06/30/2024)																	
15946	PRADERA	10/12/1967	Active(2)	19	3	0	3	18.75%	16		0			P,S,T,M,VP SC	0		\$2.00
31149	PUERTO ASIS	08/27/1975	Active	16	0	0	0	0.00%	16		9		2	P,S,T,M,VP SC	12		
16126	QUIMBAYA	06/20/1947	Active	23	5	0	5	27.78%	18		0			P,S,T,M,VP SC	0		\$1.00
61976	RIOSUCIO	05/25/1999	Active	11	0	0	0	0.00%	11		15		4	P,S,T,M,VP SC	0		
15950	ROLDANILLO	09/29/1964	Active	28	0	5	-5	-15.15%	33	4	1		6	P,S,T,M,VP SC	0		
16128	SANTA ROSA DE CABAL	06/09/1950	Active	12	1	0	1	9.09%	11		4			P,S,T,M,VP SC	0		\$60.00
111382	SANTUARIO ALBERTO PALAU RAMIREZ	06/20/2011	Active	5	0	0	0	0.00%	5		15		11	P,S,T,M,VP SC	1		



Club Health Assessment for District F 1 through June 2025

			Membership								Reports					Finance		LCIF		
Club Number	Club Name	Charter Date		Current Member Count	YTD Members Added	YTD Members Dropped	YTD Net Growth	YTD Net Growth%	Member Count 12 Months Ago	Avg. length of service for dropped members	Months Since Last MMR ***	Yrs. Since Last Officer Report	President Rotation	Vice President Reported ****	Months Since Last Activity Report ***	Account Balance	Donations for current Fiscal Year			
			Number of times on status quo within last two years	If below 15 members appears					If net loss is greater than 20% appears			If no report in 3 months appears in	When more than one year appears in	Number of repeat terms	Notes the officers that do not have an active red	If no report at 12 months appears in red				
15952	SEVILLA	04/21/1966	Active(3)	7	0	0	0	0.00%	7		17		2	P,S,T,M,VP SC	0					
15953	TORO	04/26/1965	Active	14	0	2	-2	-12.50%	16	11	7		2	P,S,T,M,VP SC	0					
37324	TRUJILLO	06/25/1979	Active(1)	17	17	17	0	0.00%	17	21	5		9	P,S,T,M,VP SC	17					
15954	TULUA MONARCA	07/17/1957	Active(2)	9	0	0	0	0.00%	9		15		4	P,S,T,M,VP SC	1					
132293	Universitario de Popayan	10/30/2017	Cancelled(6*)	0	0	3	-3	-100.00%	3	8	1		None	P,S,T,M,VP SC	18					
111383	VITERBO CENTENARIO	06/17/2011	Active(1)	9	0	9	-9	-50.00%	18	4	6		None	P,S,T,M,VP SC	2					
15955	YUMBO	02/15/1969	Active	29	4	3	1	3.57%	28	3	0		2	P,S,T,M,VP SC	0		\$835.16			
Exc Award (06/30/2023, 06/30/2024)																				
143892	Yumbo Niñez Sana	12/08/2020	Active	25	2	2	0	0.00%	25	0	6		4	P,S,T,M,VP SC	1					
Exc Award (06/30/2023)																				
15956	ZARZAL	09/10/1971	Active(2)	9	0	0	0	0.00%	9		0			P,S,T,M,VP SC	9					
Current Total Clubs Count	YTD New Clubs Count	YTD Cancelled Clubs Count	YTD Net Club Gain	Current Total Members Count	YTD Add	YTD Drop	YTD Net Growth	YTD Net Growth %	Member Count 12 Months Ago	Average Member Count Per Club	% of Clubs with less than 20 members	% No MMR in 3 Months	% No Officer Report in 12 Months	% of Clubs with balance 90+ days	Number of Clubs in Status Quo	% Status Quo Clubs in Financial Suspension	Number of Cancelled Clubs	Average Cancelled Club Age	Members Lost Due to Cancellation	% of Clubs Cancelled for Non-Financial Reasons
66	1	5	-4	989	205	314	-109	-9.93%	1,098	15	79%	50%	0%	2%	0	0%	5	22	178	20%

* - P - Priority Club. Cancellation Reasons: 1-Objectives/conduct, 2-Non-active club, 5-Non-existing club, 6-Disbanding, 7-Merger, 8-Financial Suspension, 9-District/Multiple District Dues.

** - Abbreviation: P-President, S-Secretary, T-Treasurer, M-Member Chairperson, VP-First Vice President, MC-Communications Chairperson, SC-Service Chairperson

*** - Abbreviation: N/R - Never reported using the Lions Clubs website, N/A - Not applicable, No password registered for the Lions Clubs website.

**** - Abbreviation: N - New, IP - Immediate Past, R - Repeat.



Club Health Assessment for District F 2 through June 2025

			Status	Membership							Reports					Finance		LCIF
Club Number	Club Name	Charter Date		Current Member Count	YTD Members Added	YTD Members Dropped	YTD Net Growth	YTD Net Growth%	Member Count 12 Months Ago	Avg. length of service for dropped members	Months Since Last MMR ***	Yrs. Since Last Officer Report	President Rotation	Vice President Reported ****	Months Since Last Activity Report ***	Account Balance	Donations for current Fiscal Year	
			Number of times on status quo within last two years	If below 15 members appears				If net loss is greater than 20% appears			If no report in 3 months appears in	When more than one year appears in	Number of repeat terms	Notes the officers that do not have appears in an active	If no report at 12 months red			
Clubs less than two years old																		
158121	Istmina Renacer	05/06/2024	Active	20	0	0	0	0.00%	20		8		None	P,S,T,M,VP SC	1	90+ Days		
171932	Piojo	06/13/2024	Active	21	2	1	1	5.00%	20	1	0		2	P,S,T,M,VP SC	0			
171429	SINCE	05/29/2024	Active(1)	20	0	0	0	0.00%	20		13		2	P,S,T,M,VP SC	3			
178970	Soledad Paso del Libertador	10/21/2024	Active	23	30	7	23	100.00%	0	0	0			P,S,T,M,VP SC	0			
182628	Unisimón Bolívar	06/11/2025	Newly Chartered	20	20	0	20	100.00%	0		0			P,S,T,M,VP SC	N/R			
Clubs more than two years old																		
46302	ANDES	06/20/1986	Active	22	4	5	-1	-4.35%	23	6	4			P,S,T,M,VP SC	0			
151478	Apartadó Monarca	06/22/2022	Active	39	23	3	20	105.26%	19	3	0			P,S,T,M,VP SC	0		\$128.44	
	Exc Award (06/30/2024)																	
41832	ARJONA	09/13/1982	Active	13	0	2	-2	-13.33%	15	6	0		2	P,S,T,M,VP SC	2	90+ Days	\$15.00	
15957	BARANOA MONARCA	01/15/1969	Active	30	3	1	2	7.14%	28	56	0			P,S,T,M,VP SC	0		\$401.89	
	Exc Award (06/30/2019, 06/30/2021, 06/30/20																	
42290	BARRANQUILLA 7 DE ABRIL	02/11/1983	Active	44	9	4	5	12.82%	39	14	0			P,S,T,M,VP SC	0		\$878.63	
	Exc Award (06/30/2017, 06/30/2019, 06/30/20																	
15960	BARRANQUILLA AEROPUERTE INTN'L	03/23/1963	Active	10	0	0	0	0.00%	10		13		3	P,S,T,M,VP SC	0			
	Exc Award (06/30/2016)																	
53947	BARRANQUILLA CAYENAS	12/30/1992	Active	12	0	0	0	0.00%	12		5			P,S,T,M,VP SC	7		\$2.42	
29284	BARRANQUILLA CIUDAD JARDINE	04/03/1974	Active	14	0	0	0	0.00%	14	41	13		2	P,S,T,M,VP SC	0			
15961	BARRANQUILLA EL PRADO	03/06/1968	Active	37	4	1	3	8.82%	34	3	0		2	P,S,T,M,VP SC	0		\$976.69	
	Exc Award (06/30/2023, 06/30/2024)																	
136632	Barranquilla Los Rosales	10/29/2018	Active(1)	10	2	0	2	25.00%	8		7			P,S,T,M,VP SC	0		\$22.42	
41670	BARRANQUILLA METROPOLITANO	06/27/1982	Active(2)	12	0	1	-1	-7.69%	13		7			P,S,T,M,VP SC	2			
15959	BARRANQUILLA MONARCA	07/05/1945	Active	15	1	0	1	7.14%	14		10		3	P,S,T,M,VP SC	0		\$12.12	
56602	BARRANQUILLA PARAISO	03/06/1995	Active(1)	21	2	0	2	10.53%	19		1		2	P,S,T,M,VP SC	0		\$56.90	



Club Health Assessment for District F 2 through June 2025

			Status	Membership							Reports					Finance		LCIF
Club Number	Club Name	Charter Date		Current Member Count	YTD Members Added	YTD Members Dropped	YTD Net Growth	YTD Net Growth%	Member Count 12 Months Ago	Avg. length of service for dropped members	Months Since Last MMR ***	Yrs. Since Last Officer Report	President Rotation	Vice President Reported ****	Months Since Last Activity Report ***	Account Balance	Donations for current Fiscal Year	
			Number of times on status quo within last two years	If below 15 members appears				If net loss is greater than 20% appears			If no report in 3 months appears in	When more than one year appears in	Number of repeat terms	Notes the officers that do not have an active	If no report at 12 months appears in red			
57157	BARRANQUILLA PUERTA DE ORO	06/30/1995	Active(2)	17	17	17	0	0.00%	17	7	9		None	P,S,T,M,VP SC	1	90+ Days		
15962	BARRANQUILLA ZONA FRANCA	06/20/1970	Active(1)	14	11	1	10	250.00%	4	33	3		6	P,S,T,M,VP SC	0			
51022	BOLIVAR MAGANGUE LA CANDELARIA Exc Award (06/30/2017, 06/30/2023)	10/24/1990	Active	22	4	3	1	4.76%	21	3	0			P,S,T,M,VP SC	0		\$95.68	
15964	CARTAGENA CRESPO Exc Award (06/30/2016)	06/12/1972	Active	29	4	1	3	11.54%	26	8	3			P,S,T,M,VP SC	0		\$590.21	
15963	CARTAGENA DE INDIAS MONARCA	06/03/1954	Active(2)	19	41	63	-22	-53.66%	41	8	4		2	P,S,T,M,VP SC	1		\$2.42	
120426	Cartagena del Mar Exc Award (06/30/2021, 06/30/2022, 06/30/2023)	09/26/2013	Active	31	12	3	9	40.91%	22	0	0		2	P,S,T,M,VP SC	1		\$3.63	
34014	CARTAGENA MANGA	06/13/1977	Active	20	0	4	-4	-16.67%	24	17	0		2	P,S,T,M,VP SC	2		\$181.11	
42658	CARTAGENA PIE DE LA POPA Exc Award (06/30/2016, 06/30/2017, 06/30/2023)	05/31/1983	Active	31	2	4	-2	-6.06%	33	15	0			P,S,T,M,VP SC	2		\$151.94	
32735	CAUCASIA Exc Award (06/30/2016)	09/03/1976	Active	15	2	0	2	15.38%	13		1		8	P,S,T,M,VP SC	0		\$14.54	
117895	CERETE ORO BLANCO	10/31/2012	Active	12	0	0	0	0.00%	12		11			P,S,T,M,VP SC	2			
145801	Cereté San Pelayo Renacer	04/02/2021	Active(2)	10	13	16	-3	-23.08%	13	4	0		2	P,S,T,M,VP SC	6			
43628	CIENAGA DE ORO	03/14/1984	Active(3)	8	1	0	1	14.29%	7		0		2	P,S,T,M,VP SC	7			
15968	COROZAL Exc Award (06/30/2021, 06/30/2022, 06/30/2023)	10/03/1954	Active	43	4	1	3	7.50%	40	12	0			P,S,T,M,VP SC	0			
16103	CURRULAO	01/31/1972	Active	13	2	0	2	18.18%	11		0		5	P,S,T,M,VP SC	1		\$21.67	
15970	EL CARMEN BOLIVAR Exc Award (06/30/2016, 06/30/2023, 06/30/2023)	01/27/1956	Active	27	2	7	-5	-15.63%	32	17	0		2	P,S,T,M,VP SC	0		\$2.42	
15977	MAGANGUE MONARCA Exc Award (06/30/2016, 06/30/2019, 06/30/2023)	11/19/1954	Active	36	4	10	-6	-14.29%	42	4	0			P,S,T,M,VP SC	1	\$166.34		
16116	MEDELLIN Exc Award (06/30/2023)	02/28/1957	Active	22	2	1	1	4.76%	21	2	3		2	P,S,T,M,VP SC	0			
130961	Medellin Metropolitano	05/17/2017	Active	14	3	0	3	27.27%	11		5			P,S,T,M,VP SC	0	\$111.21		



Club Health Assessment for District F 2 through June 2025

			Status	Membership							Reports					Finance		LCIF
Club Number	Club Name	Charter Date		Current Member Count	YTD Members Added	YTD Members Dropped	YTD Net Growth	YTD Net Growth%	Member Count 12 Months Ago	Avg. length of service for dropped members	Months Since Last MMR ***	Yrs. Since Last Officer Report	President Rotation	Vice President Reported ****	Months Since Last Activity Report ***	Account Balance	Donations for current Fiscal Year	
			Number of times on status quo within last two years	If below 15 members appears					If net loss is greater than 20% appears			If no report in 3 months appears in	When more than one year appears in	Number of repeat terms	Notes the officers that do not have an active	If no report at 12 months appears in red		
Exc Award (06/30/2019)																		
120030	Medellin Renace	07/25/2013	Active	17	0	0	0	0.00%	17		2			P,S,T,M,VP SC	0		\$225.00	
Exc Award (06/30/2016, 06/30/2017, 06/30/2020)																		
15980	MONTERIA	06/04/1954	P- Active	20	0	0	0	0.00%	20		12			P,S,T,M,VP SC	1			
15981	PLANETA RICA MONARCA	11/21/1954	Active	39	14	0	14	56.00%	25		0		None	P,S,T,M,VP SC	0		\$20.00	
45689	PUERTO COLOMBIA EL VIEJO MUELL	01/27/1986	Active	22	5	3	2	10.00%	20	5	0			P,S,T,M,VP SC	0		\$700.00	
Exc Award (06/30/2023)																		
16125	QUIBDO CHOCO	02/17/1956	Active	51	7	1	6	13.33%	45	0	0			P,S,T,M,VP SC	0		\$20.00	
Exc Award (06/30/2017, 06/30/2021, 06/30/2022)																		
118160	QUIBDO PACIFICO	10/29/2012	P- Active(1)	17	4	4	0	0.00%	17	11	0			P,S,T,M,VP SC	2	90+ Days		
Exc Award (06/30/2022)																		
15986	SABANALARGA MONARCA	12/31/1951	Active	34	4	1	3	9.68%	31	5	1		3	P,S,T,M,VP SC	0		\$12.12	
15990	SAN JACINTO	05/13/1969	Active	22	0	2	-2	-8.33%	24	19	0		2	P,S,T,M,VP SC	0			
Exc Award (06/30/2019)																		
46832	SAN MARCOS PERLA DEL SAN JORGE	01/05/1987	Active	27	1	5	-4	-12.90%	31	13	0		None	P,S,T,M,VP SC	0			
Exc Award (06/30/2022, 06/30/2023, 06/30/2024)																		
15994	SANTO TOMAS	06/23/1959	Active	15	0	0	0	0.00%	15		15			P,S,T,M,VP SC	0		\$4.84	
15996	SINCELEJO MONARCA	06/05/1950	Active(1)	18	2	4	-2	-10.00%	20	8	0		2	P,S,T,M,VP SC	1			
37633	SINCELEJO SABANAS	10/24/1979	Active	61	6	0	6	10.91%	55		0			P,S,T,M,VP SC	0		\$519.89	
Exc Award (06/30/2016, 06/30/2017, 06/30/2020)																		
15999	TOLU	05/17/1973	Active(2)	12	0	0	0	0.00%	12		8		3	P,S,T,M,VP SC	1		\$1.21	
149601	Universidad de Cartagena	01/21/2022	Cancelled(8*)	0	0	56	-56	-100.00%	56	3	6	1	None	P,S,T,M,VP SC	24+	90+ Days		

Clubs Cancelled Previous Fiscal Year – Clubs Cancelled within last 12 months may be reinstated

Club Number	Club Name	Charter Date	Current Status*	Cancellation Date
122479	Barranquilla Ciudad Caribe	06/19/2014	Cancelled(8*)	12/29/2023
145848	Barranquilla La Ventana Al Mundo	05/19/2021	Cancelled(8*)	01/29/2024



Club Health Assessment for District F 2 through June 2025

			Membership								Reports					Finance		LCIF		
Club Number	Club Name	Charter Date		Current Member Count	YTD Members Added	YTD Members Dropped	YTD Net Growth	YTD Net Growth%	Member Count 12 Months Ago	Avg. length of service for dropped members	Months Since Last MMR ***	Yrs. Since Last Officer Report	President Rotation	Vice President Reported ****	Months Since Last Activity Report ***	Account Balance	Donations for current Fiscal Year			
			Number of times on status quo within last two years	If below 15 members appears				If net loss is greater than 20% appears			If no report in 3 months appears in	When more than one year appears in	Number of repeat terms	Notes the officers that do not have an active	If no report at 12 months appears in red					
136339	Soledad Damas Leonas Bicentenario	09/07/2018	Cancelled(8*)	12/29/2023																
15997	SOLEDAD MONARCA	05/04/1971	Cancelled(8*)	04/29/2024																
Current Total Clubs Count	YTD New Clubs Count	YTD Cancelled Clubs Count	YTD Net Club Gain	Current Total Members Count	YTD Add	YTD Drop	YTD Net Growth	YTD Net Growth %	Member Count 12 Months Ago	Average Member Count Per Club	% of Clubs with less than 20 members	% No MMR in 3 Months	% No Officer Report in 12 Months	% of Clubs with balance 90+ days	Number of Clubs in Status Quo	% Status Quo Clubs in Financial Suspension	Number of Cancelled Clubs	Average Cancelled Club Age	Members Lost Due to Cancellation	% of Clubs Cancelled for Non-Financial Reasons
49	2	1	1	1,121	267	232	35	3.22%	1,086	23	43%	39%	0%	8%	0	0%	1	73	56	-400%

* - P - Priority Club. Cancellation Reasons: 1-Objectives/conduct, 2-Non-active club, 5-Non-existing club, 6-Disbanding, 7-Merger, 8-Financial Suspension, 9-District/Multiple District Dues.

** - Abbreviation: P-President, S-Secretary, T-Treasurer, M-Member Chairperson, VP-First Vice President, MC-Communications Chairperson, SC-Service Chairperson

*** - Abbreviation: N/R - Never reported using the Lions Clubs website, N/A - Not applicable, No password registered for the Lions Clubs website.

**** - Abbreviation: N - New, IP - Immediate Past, R - Repeat.



Club Health Assessment for District F 3 through June 2025

			Status	Membership							Reports					Finance		LCIF
Club Number	Club Name	Charter Date		Current Member Count	YTD Members Added	YTD Members Dropped	YTD Net Growth	YTD Net Growth%	Member Count 12 Months Ago	Avg. length of service for dropped members	Months Since Last MMR ***	Yrs. Since Last Officer Report	President Rotation	Vice President Reported ****	Months Since Last Activity Report ***	Account Balance	Donations for current Fiscal Year	
			Number of times on status quo within last two years	If below 15 members appears				If net loss is greater than 20% appears			If no report in 3 months appears in	When more than one year appears in	Number of repeat terms	Notes the officers that do not have an active	If no report at 12 months appears in red			
Clubs less than two years old																		
157609	Bogota Armeritas	04/03/2024	Active(1)	11	25	36	-11	-50.00%	22	1	0		3	P,S,T,M,VP SC	0			
183085	Villeta la Ceiba	06/25/2025	Newly Chartered	23	23	0	23	100.00%	0		0			P,S,T,M,VP SC	N/A			
Clubs more than two years old																		
32860	ACACIAS MONARCA Exc Award (06/30/2024)	10/26/1976	Active(1)	43	0	1	-1	-2.27%	44	31	0			P,S,T,M,VP SC	0		\$50.75	
98707	BOGOTA ANCLA DE LA ESPERANZA NEW CENTURY	03/06/2007	Active	11	0	0	0	0.00%	11		14			P,S,T,M,VP SC	6			
16018	BOGOTA CALVO Exc Award (06/30/2024)	01/30/1965	Active	14	1	0	1	7.69%	13		10			P,S,T,M,VP SC	1			
16005	BOGOTA CENTRO ANTONIO NARINO	04/24/1964	Active(1)	5	0	1	-1	-16.67%	6	56	5		9	P,S,T,M,VP SC	7			
16007	BOGOTA CIUDAD MODELIA Exc Award (06/30/2024)	10/16/1970	Active	25	1	0	1	4.17%	24		0			P,S,T,M,VP SC	0		\$3,219.90	
144858	Bogota Conexión Colombia	02/01/2021	Active	12	2	1	1	9.09%	11	4	4		4	P,S,T,M,VP SC	0		\$4.70	
16011	BOGOTA LA CANDELARIA	05/17/1972	Active(1)	8	0	1	-1	-11.11%	9	53	0			P,S,T,M,VP SC	6		\$4.70	
143540	BOGOTA LA COLINA CAMPESTRE	11/09/2020	Active(2)	5	0	1	-1	-16.67%	6	5	1		4	P,S,T,M,VP SC	2		\$4.70	
49762	BOGOTA LAS VILLAS	07/24/1989	Active	13	1	2	-1	-7.14%	14	21	0			P,S,T,M,VP SC	1		\$450.60	
78923	BOGOTA LOS CACHACOS	04/30/2004	Active(1)	11	0	1	-1	-8.33%	12	15	10		6	P,S,T,M,VP SC	8			
36897	BOGOTA MILENTA	04/05/1979	Active	8	2	1	1	14.29%	7	8	1			P,S,T,M,VP SC	3		\$4.70	
16003	BOGOTA MONARCA	05/28/1946	Active(2)	8	0	0	0	0.00%	8		37		3	P,S,T,M,VP SC	N/R			
142249	Bogota Niza	09/23/2020	Active(1)	18	2	1	1	5.88%	17	5	1		5	P,S,T,M,VP SC	2			
54043	BOGOTA PRECURSOR Exc Award (06/30/2024)	02/04/1993	Active	16	1	0	1	6.67%	15		9			P,S,T,M,VP SC	1		\$290.70	
16019	BOGOTA SAN AGUSTIN Exc Award (06/30/2018, 06/30/2024)	05/31/1968	Active	9	0	1	-1	-10.00%	10	23	1			P,S,T,M,VP SC	0		\$600.00	
60212	BOGOTA SENORIAL Exc Award (06/30/2024)	12/30/1997	Cancelled(6*)	0	0	19	-19	-100.00%	19	21	1		None	P,S,T,M,VP SC	4			



Club Health Assessment for District F 3 through June 2025

			Status	Membership						Reports					Finance		LCIF
Club Number	Club Name	Charter Date		Current Member Count	YTD Members Added	YTD Members Dropped	YTD Net Growth	YTD Net Growth%	Member Count 12 Months Ago	Avg. length of service for dropped members	Months Since Last MMR ***	Yrs. Since Last Officer Report	President Rotation	Vice President Reported ****	Months Since Last Activity Report ***	Account Balance	Donations for current Fiscal Year
			Number of times on status quo within last two years	If below 15 members appears				If net loss is greater than 20% appears			If no report in 3 months appears in	When more than one year appears in	Number of repeat terms	Notes the officers that do not have an active	If no report at 12 months appears in red		
45115	BOGOTA SIMON BOLIVAR	06/30/1985	Active	19	0	0	0	0.00%	19		9			P,S,T,M,VP SC	0		\$20.00
Exc Award (06/30/2024)																	
38453	CACHIPAY	05/22/1980	Active	15	4	0	4	36.36%	11		1			P,S,T,M,VP SC	6		\$4.70
16020	CAQUEZA	08/03/1966	Active(3)	5	0	0	0	0.00%	5		11		2	P,S,T,M,VP SC	1		
16022	DUITAMA	02/04/1966	Active	9	0	2	-2	-18.18%	11	9	0			P,S,T,M,VP SC	1		\$7.10
Exc Award (06/30/2024)																	
36007	ESPINAL MONARCH	08/30/1978	Active	4	0	0	0	0.00%	4		19		20	P,S,T,M,VP SC	24+		
16023	FOMEQUE MONARCA	09/26/1966	Active	14	0	1	-1	-6.67%	15	29	6		2	P,S,T,M,VP SC	6		\$4.70
16028	GIRARDOT	11/05/1947	Active(2)	29	29	29	0	0.00%	29	13	5		5	P,S,T,M,VP SC	4		
Exc Award (06/30/2024)																	
29880	GUAMAL MONARCA	10/31/1974	Active(3)	15	0	0	0	0.00%	15		18			P,S,T,M,VP SC	1		
16108	IBAGUE COMBEIMA	12/02/1961	Active	11	0	3	-3	-21.43%	14	18	6			P,S,T,M,VP SC	6		\$60.00
16107	IBAGUE MONARCA	10/17/1955	Active	18	4	7	-3	-14.29%	21	8	0			P,S,T,M,VP SC	6		\$40.00
Exc Award (06/30/2018, 06/30/2019, 06/30/20)																	
134347	Ricaurte	04/30/2018	Active(1)	6	0	1	-1	-14.29%	7	0	1			P,S,T,M,VP SC	17		\$79.22
64184	SAN JUAN DE LA VEGA	04/27/2001	Active	14	0	1	-1	-6.67%	15	46	4		3	P,S,T,M,VP SC	1		
38303	SAN MARTIN	04/22/1980	Active(2)	13	14	15	-1	-7.14%	14	12	2		5	P,S,T,M,VP SC	11		
57390	SANTAFE DE BOGOTA SIGLO XXI	10/05/1995	Active	16	2	2	0	0.00%	16	8	2		2	P,S,T,M,VP SC	5		\$40.00
Exc Award (06/30/2024)																	
57448	SUESCA	10/16/1995	Active	8	0	0	0	0.00%	8		14		3	P,S,T,M,VP SC	1		
16042	TENJO MONARCA	12/01/1956	Active	15	1	0	1	7.14%	14		2			P,S,T,M,VP SC	4		\$11.80
37326	UBATE	06/25/1979	Active	13	0	5	-5	-27.78%	18	20	1		2	P,S,T,M,VP SC	0		\$21.30
Exc Award (06/30/2024)																	
16046	UNE	09/25/1968	Active(2)	10	10	10	0	0.00%	10	12	3			P,S,T,M,VP SC	24+	90+ Days	
16048	USAQUEN SANTA BARBARA	12/09/1964	Active(1)	5	0	3	-3	-37.50%	8	24	1		3	P,S,T,M,VP SC	1		
40129	VILLAVICENCIO CENTAURO	06/16/1981	Active(1)	6	7	8	-1	-14.29%	7	21	1		2	P,S,T,M,VP SC	5		\$9.40



Club Health Assessment for District F 3 through June 2025

			Status	Membership							Reports				Finance	LCIF	
Club Number	Club Name	Charter Date		Current Member Count	YTD Members Added	YTD Members Dropped	YTD Net Growth	YTD Net Growth%	Member Count 12 Months Ago	Avg. length of service for dropped members	Months Since Last MMR ***	Yrs. Since Last Officer Report	President Rotation	Vice President Reported ****	Months Since Last Activity Report ***	Account Balance	Donations for current Fiscal Year
			Number of times on status quo within last two years	If below 15 members appears				If net loss is greater than 20% appears			If no report in 3 months appears in	When more than one year appears in	Number of repeat terms	Notes the officers that do not have an active	If no report at 12 months appears in red		
16050	VILLAVICENCIO MONARCA	04/24/1963	Active	40	2	5	-3	-6.98%	43	24	0			P,S,T,M,VP SC	2		\$371.18
	Exc Award (06/30/2023)																
16052	ZIPAQUIRA	01/30/1948	Active(2)	4	0	3	-3	-42.86%	7	8	6		3	P,S,T,M,VP SC	5		\$379.00

Clubs Cancelled Previous Fiscal Year – Clubs Cancelled within last 12 months may be reinstated

Club Number	Club Name	Charter Date	Current Status*	Cancellation Date
16037	SAN FRANCISCO	09/27/1958	Cancelled(6*)	07/29/2023

Current Total Clubs Count	YTD New Clubs Count	YTD Cancelled Clubs Count	YTD Net Club Gain	Current Total Members Count	YTD Add	YTD Drop	YTD Net Growth	YTD Net Growth %	Member Count 12 Months Ago	Average Member Count Per Club	% of Clubs with less than 20 members	% No MMR in 3 Months	% No Officer Report in 12 Months	% of Clubs with balance 90+ days	Number of Clubs in Status Quo	% Status Quo Clubs in Financial Suspension	Number of Cancelled Clubs	Average Cancelled Club Age	Members Lost Due to Cancellation	% of Clubs Cancelled for Non-Financial Reasons
39	1	1	0	529	131	161	-30	-5.37%	559	14	87%	46%	0%	3%	0	0%	1	92	19	100%

* - P - Priority Club. Cancellation Reasons: 1-Objectives/conduct, 2-Non-active club, 5-Non-existing club, 6-Disbanding, 7-Merger, 8-Financial Suspension, 9-District/Multiple District Dues.

** - Abbreviation: P-President, S-Secretary, T-Treasurer, M-Member Chairperson, VP-First Vice President, MC-Communications Chairperson, SC-Service Chairperson

*** - Abbreviation: N/R - Never reported using the Lions Clubs website, N/A - Not applicable, No password registered for the Lions Clubs website.

**** - Abbreviation: N - New, IP - Immediate Past, R - Repeat.



Club Health Assessment for District F 4 through June 2025

			Status	Membership						Reports					Finance	LCIF	
Club Number	Club Name	Charter Date		Current Member Count	YTD Members Added	YTD Members Dropped	YTD Net Growth	YTD Net Growth%	Member Count 12 Months Ago	Avg. length of service for dropped members	Months Since Last MMR ***	Yrs. Since Last Officer Report	President Rotation	Vice President Reported ****	Months Since Last Activity Report ***	Account Balance	Donations for current Fiscal Year
			Number of times on status quo within last two years	If below 15 members appears				If net loss is greater than 20% appears			If no report in 3 months appears in	When more than one year appears in	Number of repeat terms	Notes the officers that do not have an active	If no report at 12 months appears in red		
Clubs less than two years old																	
177638	Aracataca Macondo	06/10/2025	Newly Chartered	20	20	0	20	100.00%	0		0			P,S,T,M,VP SC	N/R		
182868	Dibulla Nubara	06/19/2025	Newly Chartered	20	20	0	20	100.00%	0		0			P,S,T,M,VP SC	N/R		
181708	Floridablanca Genesis	04/07/2025	Newly Chartered	20	20	0	20	100.00%	0		0			P,S,T,M,VP SC	0		\$22.71
158120	Riohacha Cardon Guajiro	05/02/2024	Active	28	4	2	2	7.69%	26	1	0		2	P,S,T,M,VP SC	2		\$480.37
182748	Villanueva La Ceiba	06/11/2025	Newly Chartered	24	24	0	24	100.00%	0		0			P,S,T,M,VP SC	N/R		
Clubs more than two years old																	
16054	ARAUCA	05/06/1966	Active	30	3	6	-3	-9.09%	33	8	2			P,S,T,M,VP SC	1		\$479.92
Exc Award (06/30/2018, 06/30/2019, 06/30/20																	
150485	Arauca Ambiental	05/09/2022	Active(2)	7	0	8	-8	-53.33%	15	3	0		None	P,S,T,M,VP SC	1		
16057	BARRANCABERMEJA	06/08/1963	Active(1)	22	0	0	0	0.00%	22		5			P,S,T,M,VP SC	0		\$20.09
16058	BOCHALEMA	10/06/1958	Active	16	1	1	0	0.00%	16	60	3			P,S,T,M,VP SC	0		\$796.36
42785	BONDA	06/29/1983	Active	22	2	1	1	4.76%	21	4	0			P,S,T,M,VP SC	0		\$332.40
Exc Award (06/30/2018, 06/30/2022, 06/30/20																	
16059	BUCARAMANGA CENTRO MONARCA	04/07/1964	Active	16	4	15	-11	-40.74%	27	3	2			P,S,T,M,VP SC	0		\$510.23
Exc Award (06/30/2019, 06/30/2022, 06/30/20																	
39876	BUCARAMANGA DIAMANTE	05/21/1981	Active	20	2	10	-8	-28.57%	28	7	0		3	P,S,T,M,VP SC	0		\$264.22
Exc Award (06/30/2022, 06/30/2023, 06/30/20																	
32937	BUCARAMANGA PALONEGRO	11/04/1976	Active	19	2	10	-8	-29.63%	27	3	0		None	P,S,T,M,VP SC	0		\$111.72
Exc Award (06/30/2019, 06/30/2021, 06/30/20																	
37688	BUCARAMANGA SOTOMAYOR	11/26/1979	P- Active	17	6	1	5	41.67%	12	0	0			P,S,T,M,VP SC	0		\$118.55
Exc Award (06/30/2023)																	
16063	CHINACOTA MONARCA	08/19/1962	Active	22	7	6	1	4.76%	21	11	1		2	P,S,T,M,VP SC	0		\$211.59
Exc Award (06/30/2021, 06/30/2022, 06/30/20																	




Club Health Assessment for District F 4 through June 2025

			Status	Membership							Reports					Finance	LCIF
Club Number	Club Name	Charter Date		Current Member Count	YTD Members Added	YTD Members Dropped	YTD Net Growth	YTD Net Growth%	Member Count 12 Months Ago	Avg. length of service for dropped members	Months Since Last MMR ***	Yrs. Since Last Officer Report	President Rotation	Vice President Reported ****	Months Since Last Activity Report ***	Account Balance	Donations for current Fiscal Year
			Number of times on status quo within last two years	If below 15 members appears				If net loss is greater than 20% appears			If no report in 3 months appears in	When more than one year appears in	Number of repeat terms	Notes the officers that do not have an active	If no report at 12 months appears in red		
15965	CIENAGA FUNDADORES MONARCA Exc Award (06/30/2022, 06/30/2023)	10/12/1957	Active(1)	19	5	2	3	18.75%	16	7	0			P,S,T,M,VP SC	0		\$93.26
15966	CIENAGA LOS CARIBES Exc Award (06/30/2019)	10/09/1972	Active	27	4	0	4	17.39%	23		0		2	P,S,T,M,VP SC	0		\$1,424.87
127875	Codazzi Centenario	06/13/2016	Active(3)	11	0	1	-1	-8.33%	12	9	1			P,S,T,M,VP SC	1		
16067	CONVENCION	08/12/1961	P- Active	9	0	1	-1	-10.00%	10	8	0		8	P,S,T,M,VP SC	2		
16071	CUCUTA CENTRO MONARCA Exc Award (06/30/2022, 06/30/2024)	11/28/1956	Active	29	8	6	2	7.41%	27	5	0			P,S,T,M,VP SC	0		\$634.51
46238	CUCUTA GUAIMARAL Exc Award (06/30/2022, 06/30/2023)	05/23/1986	Active	31	1	3	-2	-6.06%	33	4	0			P,S,T,M,VP SC	0		\$208.17
16070	CUCUTA NORTE Exc Award (06/30/2018, 06/30/2022, 06/30/20)	06/08/1964	Active	27	2	2	0	0.00%	27	1	0		3	P,S,T,M,VP SC	0		\$485.86
29739	CUCUTA ORIENTE Exc Award (06/30/2022, 06/30/2023, 06/30/20)	08/06/1974	Active	14	2	10	-8	-36.36%	22	2	0			P,S,T,M,VP SC	0		\$237.19
45326	CUCUTA ZULIMA Exc Award (06/30/2021, 06/30/2022, 06/30/20)	08/18/1985	Active	21	2	0	2	10.53%	19		0			P,S,T,M,VP SC	0		\$350.79
16073	CURUMANI	11/19/1968	P- Active(1)	9	1	1	0	0.00%	9	8	1		2	P,S,T,M,VP SC	1		
110620	DISTRACCIÓN LOS LAURELES Exc Award (06/30/2021)	03/22/2011	Active(1)	13	0	3	-3	-18.75%	16	13	1		3	P,S,T,M,VP SC	0		\$22.71
16074	DURANIA Exc Award (06/30/2023)	06/05/1958	P- Active(1)	14	6	1	5	55.56%	9	4	0		2	P,S,T,M,VP SC	0		\$376.18
116732	EL BANCO VIEJO PUERTO Exc Award (06/30/2022)	05/04/2012	Active	2	1	5	-4	-66.67%	6	5	1		2	P,S,T,M,VP SC	2		
16076	EL COPEY SAN ROQUE	08/21/1973	Active(1)	10	0	0	0	0.00%	10		4		6	P,S,T,M,VP SC	1		
15972	EL RODADERO SANTA MARTA Exc Award (06/30/2018, 06/30/2021, 06/30/20)	01/20/1969	Active(1)	23	0	0	0	0.00%	23		1			P,S,T,M,VP SC	0		\$1,380.61
16077	FONSECA LOS HIGUITOS MONARCA	03/22/1973	Active	31	3	1	2	6.90%	29	2	0			P,S,T,M,VP SC	0		\$512.76



Club Health Assessment for District F 4 through June 2025

			Status	Membership							Reports					Finance	LCIF
Club Number	Club Name	Charter Date		Current Member Count	YTD Members Added	YTD Members Dropped	YTD Net Growth	YTD Net Growth%	Member Count 12 Months Ago	Avg. length of service for dropped members	Months Since Last MMR ***	Yrs. Since Last Officer Report	President Rotation	Vice President Reported ****	Months Since Last Activity Report ***	Account Balance	Donations for current Fiscal Year
			Number of times on status quo within last two years	If below 15 members appears				If net loss is greater than 20% appears			If no report in 3 months appears in	When more than one year appears in	Number of repeat terms	Notes the officers that do not have an active	If no report at 12 months appears in red		
Exc Award (06/30/2019, 06/30/2023)																	
144064	Fonseca Pensionados	12/23/2020	Active(1)	15	5	2	3	25.00%	12	0	0			P,S,T,M,VP SC	0		\$15.23
15973	FUNDACION LOS CHIMILA	06/29/1973	Active(1)	11	0	4	-4	-26.67%	15	23	0			P,S,T,M,VP SC	1		\$15.23
15974	GAIRA	06/26/1972	Active	37	5	6	-1	-2.63%	38	5	3		2	P,S,T,M,VP SC	0		\$175.71
Exc Award (06/30/2022, 06/30/2023)																	
15978	MAICAO MONARCA	12/12/1961	Active(1)	9	3	0	3	50.00%	6		4			P,S,T,M,VP SC	1	90+ Days	
16079	OCANA	05/16/1960	Active	16	0	1	-1	-5.88%	17	1	1		6	P,S,T,M,VP SC	0		
Exc Award (06/30/2018, 06/30/2024)																	
41981	RIOHACHA MONARCA	11/30/1982	Active(1)	29	9	0	9	45.00%	20		4			P,S,T,M,VP SC	0		\$1,008.71
Exc Award (06/30/2020)																	
120739	Riohacha Walapuín	11/12/2013	Active(1)	25	11	2	9	56.25%	16	1	3			P,S,T,M,VP SC	0		\$201.81
16084	SALAZAR	03/21/1971	Active	23	3	2	1	4.55%	22	16	0			P,S,T,M,VP SC	0		\$275.51
Exc Award (06/30/2023, 06/30/2024)																	
16087	SAN GIL	07/24/1965	Active(1)	11	0	0	0	0.00%	11		1		3	P,S,T,M,VP SC	0		
16088	SAN JUAN DEL CESAR	08/11/1962	Active	25	4	3	1	4.17%	24	3	4			P,S,T,M,VP SC	0		\$73.13
15991	SANTA MARTA CENTRO MONARCA	10/18/1959	Active	26	5	2	3	13.04%	23	18	2		2	P,S,T,M,VP SC	0		\$1,356.45
Exc Award (06/30/2016, 06/30/2019, 06/30/20)																	
52687	SANTA MARTA PERLA DEL CARIBE	03/17/1992	Active	37	12	11	1	2.78%	36	7	0			P,S,T,M,VP SC	0		\$563.03
Exc Award (06/30/2016, 06/30/2021, 06/30/20)																	
15993	SANTA MARTA SIMON BOLIVAR	05/05/1970	Active(1)	28	1	4	-3	-9.68%	31	10	2		2	P,S,T,M,VP SC	0		\$288.90
Exc Award (06/30/2022)																	
16090	SOCORRO	02/26/1965	Active(1)	28	7	8	-1	-3.45%	29	3	1		3	P,S,T,M,VP SC	0		\$277.12
Exc Award (06/30/2019, 06/30/2022, 06/30/20)																	
121894	Uribia Akalinja	04/16/2014	Active	22	8	0	8	57.14%	14		0			P,S,T,M,VP	0		\$174.82
Exc Award (06/30/2018)																	
42184	URUMITA CHIQUINQUIRA	01/18/1983	Active	20	6	4	2	11.11%	18	12	1		14	P,S,T,M,VP SC	0		
121741	Valledupar Cañaguate	03/31/2014	P- Active(1)	7	1	0	1	16.67%	6		0		3	P,S,T,M,VP SC	0		



Club Health Assessment for District F 4 through June 2025

				Status		Membership						Reports					Finance		LCIF	
Club Number	Club Name	Charter Date			Current Member Count	YTD Members Added	YTD Members Dropped	YTD Net Growth	YTD Net Growth%	Member Count 12 Months Ago	Avg. length of service for dropped members	Months Since Last MMR ***	Yrs. Since Last Officer Report	President Rotation	Vice President Reported ****	Months Since Last Activity Report ***	Account Balance	Donations for current Fiscal Year		
				Number of times on status quo within last two years	If below 15 members appears			If net loss is greater than 20% appears				If no report in 3 months appears in	When more than one year appears in	Number of repeat terms	Notes the officers that do not have an active	If no report at 12 months appears in red				
Exc Award (06/30/2021)																				
16091	VALLEDUPAR MONARCA	08/25/1954		Active	12	1	0	1	9.09%	11		5		5	P,S,T,M,VP SC	0		\$216.22		
Exc Award (06/30/2021)																				
16093	VILLA DEL ROSARIO MONARCA	04/21/1964		P- Active	17	2	0	2	13.33%	15		1		5	P,S,T,M,VP SC	1				
Current Total Clubs Count	YTD New Clubs Count	YTD Cancelled Clubs Count	YTD Net Club Gain	Current Total Members Count	YTD Add	YTD Drop	YTD Net Growth	YTD Net Growth %	Member Count 12 Months Ago	Average Member Count Per Club	% of Clubs with less than 20 members	% No MMR in 3 Months	% No Officer Report in 12 Months	% of Clubs with balance 90+ days	Number of Clubs in Status Quo	% Status Quo Clubs in Financial Suspension	Number of Cancelled Clubs	Average Cancelled Club Age	Members Lost Due to Cancellation	% of Clubs Cancelled for Non-Financial Reasons
50	4	0	4	991	233	145	88	9.75%	903	20	44%	18%	0%	2%	0	0%	0	0	0	0%

* - P - Priority Club. Cancellation Reasons: 1-Objectives/conduct, 2-Non-active club, 5-Non-existing club, 6-Disbanding, 7-Merger, 8-Financial Suspension, 9-District/Multiple District Dues.

** - Abbreviation: P-President, S-Secretary, T-Treasurer, M-Member Chairperson, VP-First Vice President, MC-Communications Chairperson, SC-Service Chairperson

*** - Abbreviation: N/R - Never reported using the Lions Clubs website, N/A - Not applicable, No password registered for the Lions Clubs website.

**** - Abbreviation: N - New, IP - Immediate Past, R - Repeat.



Club Health Assessment for District G 1 through June 2025

			Status	Membership							Reports					Finance		LCIF
Club Number	Club Name	Charter Date		Current Member Count	YTD Members Added	YTD Members Dropped	YTD Net Growth	YTD Net Growth%	Member Count 12 Months Ago	Avg. length of service for dropped members	Months Since Last MMR ***	Yrs. Since Last Officer Report	President Rotation	Vice President Reported ****	Months Since Last Activity Report ***	Account Balance	Donations for current Fiscal Year	
			Number of times on status quo within last two years	If below 15 members appears				If net loss is greater than 20% appears			If no report in 3 months appears in	When more than one year appears in	Number of repeat terms	Notes the officers that do not have an active	If no report at 12 months appears in red			
Clubs less than two years old																		
157191	Cumbaya Ilaló	01/22/2024	Active(2)	12	0	12	-12	-50.00%	24	1	0		2	P,S,T,M,VP SC	3			
157892	Limones	07/16/2024	Active	25	29	4	25	100.00%	0	0	1		2	P,S,T,M,VP SC	N/R			
156495	Otavallo Central	11/02/2023	Cancelled(8*)	0	0	20	-20	-100.00%	20	2	0		None	P,S,T,M,VP SC	2	90+ Days	\$80.00	
155645	Puyo Central	08/30/2023	Active(1)	15	0	0	0	0.00%	15		4			P,S,T,M,VP SC	4			
179652	Quininde	01/09/2025	Active	22	23	1	22	100.00%	0	0	1			P,S,T,M,VP SC	4			
157643	Quito Marquesa de Solanda	03/07/2024	Active(1)	20	0	0	0	0.00%	20		15		2	P,S,T,M,VP SC	N/A			
182350	San Lorenzo de Quinsaloma	06/10/2025	Newly Chartered	20	20	0	20	100.00%	0		0			P,S,T,M,VP SC	N/A			
Clubs more than two years old																		
16132	AMBATO	02/23/1947	Active	49	0	3	-3	-5.77%	52	6	0			P,S,T,M,VP SC	16		\$196.00	
41909	ANDRES DE VERA	10/01/1982	Active	26	10	1	9	52.94%	17	42	1			P,S,T,M,VP SC	7		\$51.00	
Exc Award (06/30/2023)																		
67344	ATACAMES ESMERALDAS	02/24/2003	Active	19	8	2	6	46.15%	13	18	0			P,S,T,M,VP SC	3		\$39.00	
138642	Ayacucho	06/19/2019	Active(1)	1	0	3	-3	-75.00%	4	6	0		3	P,S,T,M,VP SC	8			
16133	BABAHOYO	07/25/1948	Active	44	13	13	0	0.00%	44	14	0		2	P,S,T,M,VP SC	0		\$264.00	
Exc Award (06/30/2022, 06/30/2023)																		
16134	BAHIA DE CARAQUEZ	04/30/1954	Active	21	4	1	3	16.67%	18	4	8		None	P,S,T,M,VP SC	24+		\$108.00	
Exc Award (06/30/2022)																		
37327	BOLIVAR GUARANDA L C	06/27/1979	Active	27	7	0	7	35.00%	20		0		None	P,S,T,M,VP SC	11	90+ Days	\$180.00	
154384	Cayambe	05/15/2023	Active(1)	10	0	5	-5	-33.33%	15	2	1		3	P,S,T,M,VP SC	23	90+ Days		
16140	CHONE	09/16/1964	Active(1)	31	4	8	-4	-11.43%	35	1	0		3	P,S,T,M,VP SC	5		\$78.00	
Exc Award (06/30/2024)																		
143111	Chone Colibri	10/06/2020	Active(1)	21	3	0	3	16.67%	18		1			P,S,T,M,VP SC	3			
108192	CHONE JARDIN DE ENSUENOS	04/26/2010	Active(4)	8	1	0	1	14.29%	7		8		2	P,S,T,M,VP SC	24+			
117457	EL CARMEN	08/02/2012	Active(1)	9	0	0	0	0.00%	9		7		4	P,S,T,M,VP SC	7	90+ Days		



Club Health Assessment for District G 1 through June 2025

			Status	Membership							Reports					Finance		LCIF
Club Number	Club Name	Charter Date		Current Member Count	YTD Members Added	YTD Members Dropped	YTD Net Growth	YTD Net Growth%	Member Count 12 Months Ago	Avg. length of service for dropped members	Months Since Last MMR ***	Yrs. Since Last Officer Report	President Rotation	Vice President Reported ****	Months Since Last Activity Report ***	Account Balance	Donations for current Fiscal Year	
			Number of times on status quo within last two years	If below 15 members appears					If net loss is greater than 20% appears			If no report in 3 months appears in	When more than one year appears in	Number of repeat terms	Notes the officers that do not have an active	If no report at 12 months appears in red		
16145	ESMERALDAS	08/04/1951	Active	56	3	3	0	0.00%	56	23	0			P,S,T,M,VP SC	0		\$770.00	
Exc Award (06/30/2023)																		
130947	Flavio Alfaro	05/11/2017	Active	41	4	3	1	2.50%	40	3	6			P,S,T,M,VP SC	3	90+ Days	\$120.00	
Exc Award (06/30/2021, 06/30/2022)																		
16158	IBARRA	11/30/1958	Active	11	0	1	-1	-8.33%	12	4	0		None	P,S,T,M,VP SC	1			
16159	JIPIJAPA	11/28/1954	Active	15	1	6	-5	-25.00%	20	2	0			P,S,T,M,VP SC	11		\$60.00	
Exc Award (06/30/2023)																		
58657	JUNIN MANABI	08/29/1996	Active	14	0	1	-1	-6.67%	15	6	0		3	P,S,T,M,VP SC	6			
Exc Award (06/30/2022)																		
38968	LA CONCORDIA	10/15/1980	Active	16	0	1	-1	-5.88%	17	26	0		2	P,S,T,M,VP SC	1		\$51.00	
Exc Award (06/30/2022, 06/30/2023)																		
145527	Latacunga Pensil de los Andes	03/11/2021	Cancelled(8*)	0	0	8	-8	-100.00%	8	3	18		None	P,S,T,M,VP SC	24+	90+ Days		
16165	MANTA	09/08/1949	Active	18	2	1	1	5.88%	17	41	0			P,S,T,M,VP SC	9		\$51.00	
40130	MANTA TARQUI	06/25/1981	Active	16	6	6	0	0.00%	16	17	0			P,S,T,M,VP SC	2		\$208.00	
Exc Award (06/30/2021, 06/30/2023)																		
124801	Mocache	06/04/2015	Active	35	0	4	-4	-10.26%	39	5	0			P,S,T,M,VP SC	1		\$342.00	
Exc Award (06/30/2021, 06/30/2022, 06/30/2023)																		
145748	Montecristi Ciudad de Alfaro	04/30/2021	Status Quo(3)	14	7	3	4	40.00%	10	4	5			P,S,T,M,VP SC	3	90+ Days		
102522	MONTECRISTI EL CENTINELA	06/23/2008	Active	5	0	5	-5	-50.00%	10	14	0			P,S,T,M,VP SC	11		\$30.00	
55488	PAJAN	03/31/1994	Active	16	0	5	-5	-23.81%	21	4	1		2	P,S,T,M,VP SC	6	90+ Days		
Exc Award (06/30/2021, 06/30/2024)																		
63742	PALENQUE	12/04/2000	Active	20	0	1	-1	-4.76%	21	20	0		2	P,S,T,M,VP SC	20		\$63.00	
Exc Award (06/30/2021, 06/30/2023)																		
149090	Pedernales Punta Palmar	12/01/2021	Active(1)	8	0	0	0	0.00%	8		18		2	P,S,T,M,VP SC	22	90+ Days	\$24.00	
16170	PORTOVIEJO CENTRAL	05/19/1951	Active	8	0	0	0	0.00%	8		12		6	P,S,T,M,VP SC	20		\$24.00	
Exc Award (06/30/2017)																		
77682	PORTOVIEJO REALES TAMARINDOS	10/06/2003	Cancelled(6*)	0	0	0	0	0.00%	0		6	1	None	P,S,T,M,VP SC	24+			



Club Health Assessment for District G 1 through June 2025

			Status	Membership							Reports					Finance		LCIF
Club Number	Club Name	Charter Date		Current Member Count	YTD Members Added	YTD Members Dropped	YTD Net Growth	YTD Net Growth%	Member Count 12 Months Ago	Avg. length of service for dropped members	Months Since Last MMR ***	Yrs. Since Last Officer Report	President Rotation	Vice President Reported ****	Months Since Last Activity Report ***	Account Balance	Donations for current Fiscal Year	
			Number of times on status quo within last two years	If below 15 members appears				If net loss is greater than 20% appears			If no report in 3 months appears in	When more than one year appears in	Number of repeat terms	Notes the officers that do not have appears in an active	If no report at 12 months red			
138190	Puerto Lopez	06/07/2019	Active	22	3	1	2	10.00%	20	3	0		3	P,S,T,M,VP SC	18		\$60.00	
16172	QUEVEDO	05/09/1958	Active	47	8	9	-1	-2.08%	48	6	0		2	P,S,T,M,VP SC	2		\$11,304.00	
Exc Award (06/30/2017, 06/30/2021, 06/30/2022)																		
138566	Quevedo 7 de Octubre	06/17/2019	Active	23	3	6	-3	-11.54%	26	4	0		2	P,S,T,M,VP SC	0		\$78.00	
Exc Award (06/30/2021, 06/30/2022)																		
16176	QUITO 6 DE DICIEMBRE	01/18/1971	Active	11	11	12	-1	-8.33%	12	2	0			P,S,T,M,VP SC	6		\$36.00	
Exc Award (06/30/2021)																		
126403	Quito Accion Solidaria	01/07/2016	Active(1)	5	0	0	0	0.00%	5		12			P,S,T,M,VP SC	23		\$15.00	
110920	QUITO CARITA DE DIOS	04/28/2011	Active	19	0	1	-1	-5.00%	20	7	0		2	P,S,T,M,VP SC	3		\$60.00	
Exc Award (06/30/2022, 06/30/2023)																		
16174	QUITO CENTRAL	06/17/1946	Active	73	5	7	-2	-2.67%	75	20	0			P,S,T,M,VP SC	3		\$4,264.00	
Exc Award (06/30/2017, 06/30/2021, 06/30/2022)																		
107219	QUITO COLONIAL	01/18/2010	Cancelled(8*)	0	0	10	-10	-100.00%	10	9	6		None	P,S,T,M,VP SC	24+	90+ Days		
137221	Quito Cumbayá	01/22/2019	Active	19	0	4	-4	-17.39%	23	3	0			P,S,T,M,VP SC	11		\$1,169.00	
Exc Award (06/30/2021, 06/30/2023)																		
28041	QUITO EL LABRADOR	02/28/1974	Active	25	2	0	2	8.70%	23		1			P,S,T,M,VP SC	10		\$1,069.00	
Exc Award (06/30/2018, 06/30/2024)																		
64946	QUITO EQUINOCCIAL	01/14/2002	Active(1)	22	4	2	2	10.00%	20	11	0		2	P,S,T,M,VP SC	11		\$60.00	
84989	QUITO EUGENIO ESPEJO	03/15/2005	Active	19	0	5	-5	-20.83%	24	5	0			P,S,T,M,VP SC	10		\$164.00	
Exc Award (06/30/2021, 06/30/2022)																		
127846	Quito Formosa	06/09/2016	Active	15	8	3	5	50.00%	10	6	0		None	P,S,T,M,VP SC	10		\$50.00	
Exc Award (06/30/2022)																		
38609	QUITO LOS OLIVOS	06/20/1980	Active	24	2	2	0	0.00%	24	5	1			P,S,T,M,VP SC	1		\$72.00	
29288	QUITO LUZ DE AMERICA PICHIN	04/18/1974	Active	27	0	0	0	0.00%	27		2			P,S,T,M,VP SC	6		\$1,258.00	
Exc Award (06/30/2021, 06/30/2022)																		
150178	Quito Manos Solidarias	03/09/2022	Active(2)	15	0	0	0	0.00%	15		1		4	P,S,T,M,VP SC	7			
121640	Quito Metropolitano	03/21/2014	Active(2)	16	1	0	1	6.67%	15		1			P,S,T,M,VP SC	2		\$1,000.00	
16177	QUITO VILLA FLORA	06/29/1973	Active(1)	14	3	19	-16	-53.33%	30	6	0			P,S,T,M,VP SC	19		\$60.00	



Club Health Assessment for District G 1 through June 2025


			Status	Membership						Reports					Finance		LCIF
Club Number	Club Name	Charter Date		Current Member Count	YTD Members Added	YTD Members Dropped	YTD Net Growth	YTD Net Growth%	Member Count 12 Months Ago	Avg. length of service for dropped members	Months Since Last MMR ***	Yrs. Since Last Officer Report	President Rotation	Vice President Reported ****	Months Since Last Activity Report ***	Account Balance	Donations for current Fiscal Year
			Number of times on status quo within last two years	If below 15 members appears				If net loss is greater than 20% appears			If no report in 3 months appears in	When more than one year appears in	Number of repeat terms	Notes the officers that do not have an active	If no report at 12 months appears in red		
138148	Río Ventanas	06/12/2019	Active	28	2	0	2	7.69%	26		5		2	P,S,T,M,VP SC	15	90+ Days	\$156.00
	Exc Award (06/30/2023)																
16178	RIOBAMBA	11/30/1952	Active	33	0	2	-2	-5.71%	35	7	1			P,S,T,M,VP SC	0		\$1,360.00
	Exc Award (06/30/2022, 06/30/2023)																
120029	Riobamba Sultana de Los Andes	07/30/2013	Active	7	6	22	-16	-69.57%	23	1	0		None	P,S,T,M,VP SC	5		\$251.00
	Exc Award (06/30/2024)																
57882	ROCAFUERTE	02/26/1996	Active	36	5	2	3	9.09%	33	3	1			P,S,T,M,VP SC	1		\$198.00
	Exc Award (06/30/2021, 06/30/2022)																
16179	SALCEDO	05/05/1961	Status Quo(2)	24	1	0	1	4.35%	23		0			P,S,T,M,VP SC	24+	90+ Days	\$108.00
	Exc Award (06/30/2021, 06/30/2024)																
152979	San Carlos	12/19/2022	Cancelled(8*)	0	0	15	-15	-100.00%	15	2	6		None	P,S,T,M,VP SC	N/A	90+ Days	
96669	SAN GABRIEL MONTUFAR	03/17/2006	Active	10	0	0	0	0.00%	10		35		18	P,S,T,M,VP SC	15	90+ Days	\$30.00
143109	San Pablo de Manta	10/09/2020	Active	51	9	5	4	8.51%	47	4	0		None	P,S,T,M,VP SC	0		\$252.00
	Exc Award (06/30/2022, 06/30/2024)																
16183	SANTO DOMINGO DE LOS COLORADOS	05/12/1967	Active	28	0	5	-5	-15.15%	33	5	1		2	P,S,T,M,VP SC	0		\$87.00
	Exc Award (06/30/2017, 06/30/2022, 06/30/2024)																
65399	TOSAGUA	05/13/2002	Active(2)	8	0	1	-1	-11.11%	9	5	7		2	P,S,T,M,VP SC	24+	90+ Days	
150616	Urdaneta	04/25/2022	Active	33	0	7	-7	-17.50%	40	3	0			P,S,T,M,VP SC	1		\$120.00
16186	URDANETA CENTRAL	09/04/1964	Active	23	6	19	-13	-36.11%	36	3	0		2	P,S,T,M,VP SC	16	90+ Days	\$99.00
	Exc Award (06/30/2022, 06/30/2024)																
16189	VINCES	05/30/1947	Active	52	9	8	1	1.96%	51	21	0			P,S,T,M,VP SC	1		\$393.00
	Exc Award (06/30/2024)																

Clubs Cancelled Previous Fiscal Year – Clubs Cancelled within last 12 months may be reinstated

Club Number	Club Name	Charter Date	Current Status*	Cancellation Date
143110	Baba	10/06/2020	Cancelled(8*)	04/29/2024
130992	Jama Edén del Ecuador	05/25/2017	Cancelled(8*)	11/29/2023



Club Health Assessment for District G 1 through June 2025



			Status		Membership							Reports				Finance		LCIF		
Club Number	Club Name	Charter Date			Current Member Count	YTD Members Added	YTD Members Dropped	YTD Net Growth	YTD Net Growth%	Member Count 12 Months Ago	Avg. length of service for dropped members	Months Since Last MMR ***	Yrs. Since Last Officer Report	President Rotation	Vice President Reported ****	Months Since Last Activity Report ***	Account Balance	Donations for current Fiscal Year		
			Number of times on status quo within last two years		If below 15 members appears				If net loss is greater than 20% appears			If no report in 3 months appears in	When more than one year appears in	Number of repeat terms		Notes the officers that do not have an active	If no report at 12 months appears in red			
150185	La Maná	04/20/2022	Cancelled(8*)		01/29/2024															
144897	Pujilí	03/24/2021	Cancelled(8*)		12/29/2023															
131100	Quinsaloma	05/25/2017	Cancelled(8*)		01/29/2024															
151356	San Cristóbal - Islas Galápagos	06/20/2022	Cancelled(8*)		06/29/2024															
Current Total Clubs Count	YTD New Clubs Count	YTD Cancelled Clubs Count	YTD Net Club Gain	Current Total Members Count	YTD Add	YTD Drop	YTD Net Growth	YTD Net Growth %	Member Count 12 Months Ago	Average Member Count Per Club	% of Clubs with less than 20 members	% No MMR in 3 Months	% No Officer Report in 12 Months	% of Clubs with balance 90+ days	Number of Clubs in Status Quo	% Status Quo Clubs in Financial Suspension	Number of Cancelled Clubs	Average Cancelled Club Age	Members Lost Due to Cancellation	% of Clubs Cancelled for Non-Financial Reasons
62	3	5	-2	1,402	233	288	-55	-3.77%	1,457	23	48%	21%	0%	19%	2	100%	5	13	53	-100%

* - P - Priority Club. Cancellation Reasons: 1-Objectives/conduct, 2-Non-active club, 5-Non-existing club, 6-Disbanding, 7-Merger, 8-Financial Suspension, 9-District/Multiple District Dues.
** - Abbreviation: P-President, S-Secretary, T-Treasurer, M-Member Chairperson, VP-First Vice President, MC-Communications Chairperson, SC-Service Chairperson
*** - Abbreviation: N/R - Never reported using the Lions Clubs website, N/A - Not applicable, No password registered for the Lions Clubs website.
**** - Abbreviation: N - New, IP - Immediate Past, R - Repeat.



Club Health Assessment for District G 2 through June 2025

			Status	Membership							Reports					Finance		LCIF
Club Number	Club Name	Charter Date		Current Member Count	YTD Members Added	YTD Members Dropped	YTD Net Growth	YTD Net Growth%	Member Count 12 Months Ago	Avg. length of service for dropped members	Months Since Last MMR ***	Yrs. Since Last Officer Report	President Rotation	Vice President Reported ****	Months Since Last Activity Report ***	Account Balance	Donations for current Fiscal Year	
			Number of times on status quo within last two years	If below 15 members appears					If net loss is greater than 20% appears		If no report in 3 months appears in	When more than one year appears in	Number of repeat terms	Notes the officers that do not have appears in an active	If no report at 12 months red			
Clubs less than two years old																		
180797	Daule La Aurora	04/30/2025	Newly Chartered	20	20	0	20	100.00%	0		2		None	P,S,T,M,VP SC	N/A			
172054	GUAYAQUIL TEA ETBT	06/26/2024	Active	21	0	5	-5	-19.23%	26	1	2		2	P,S,T,M,VP SC	N/A	90+ Days		
182867	San Antonio de Machala	06/18/2025	Newly Chartered	21	21	0	21	100.00%	0		0			P,S,T,M,VP SC	N/R			
178898	San Cristobal "Fundzosam - Galapagos"	12/11/2024	Active	15	34	19	15	100.00%	0	0	0			P,S,T,M,VP SC	3			
Clubs more than two years old																		
16136	BALZAR	06/28/1964	Active	26	3	1	2	8.33%	24	8	0		2	P,S,T,M,VP SC	0		\$830.00	
Exc Award (06/30/2017, 06/30/2018, 06/30/2020)																		
151181	Colimes	06/10/2022	Active	12	9	7	2	20.00%	10	0	0			P,S,T,M,VP SC	0	90+ Days	\$20.00	
16141	CUENCA	03/18/1951	Active(1)	15	0	0	0	0.00%	15		17		12	P,S,T,M,VP SC	18			
Exc Award (06/30/2018)																		
153437	Cuenca Cuatro Ríos	01/23/2023	Active(2)	20	2	2	0	0.00%	20	2	2		3	P,S,T,M,VP SC	1		\$366.94	
16142	DAULE	02/10/1953	Active(2)	13	3	2	1	8.33%	12	11	0		3	P,S,T,M,VP SC	1		\$1,100.00	
Exc Award (06/30/2018, 06/30/2022)																		
134816	Daule Centenario	05/31/2018	Cancelled(8*)	0	0	10	-10	-100.00%	10	5	6	1	None	P,S,T,M,VP SC	24	90+ Days		
64806	EL TRIUNFO	11/30/2001	Active	13	0	0	0	0.00%	13		15		3	P,S,T,M,VP SC	18			
Exc Award (06/30/2018)																		
16144	ELOY ALFARO	06/04/1966	Active	22	0	0	0	0.00%	22		0		4	P,S,T,M,VP SC	0		\$100.00	
Exc Award (06/30/2018)																		
41984	GUAYAQUIL ALBONORESTE	11/22/1982	Active	19	0	0	0	0.00%	19		11			P,S,T,M,VP SC	0		\$60.00	
32685	GUAYAQUIL ALBORADA	08/17/1976	Active(2)	23	0	0	0	0.00%	23		19			P,S,T,M,VP SC	6	90+ Days		
Exc Award (06/30/2022)																		
16148	GUAYAQUIL ATARAZANA	09/24/1968	Active	11	0	1	-1	-8.33%	12	54	2		2	P,S,T,M,VP SC	17			
143484	Guayaquil Ecuador Satelital	11/13/2020	Active(1)	25	10	1	9	56.25%	16	1	2			P,S,T,M,VP SC	0		\$1,220.00	
Exc Award (06/30/2022)																		
31194	GUAYAQUIL GUAYAS	09/19/1975	Active	20	0	4	-4	-16.67%	24	8	7		2	P,S,T,M,VP SC	0		\$999.21	



Club Health Assessment for District G 2 through June 2025

			Status	Membership							Reports					Finance		LCIF	
Club Number	Club Name	Charter Date		Current Member Count	YTD Members Added	YTD Members Dropped	YTD Net Growth	YTD Net Growth%	Member Count 12 Months Ago	Avg. length of service for dropped members	Months Since Last MMR ***	Yrs. Since Last Officer Report	President Rotation	Vice President Reported ****	Months Since Last Activity Report ***	Account Balance	Donations for current Fiscal Year		
			Number of times on status quo within last two years	If below 15 members appears				If net loss is greater than 20% appears			If no report in 3 months appears in	When more than one year appears in	Number of repeat terms	Notes the officers that do not have an active	If no report at 12 months appears in red				
Exc Award (06/30/2017, 06/30/2020, 06/30/2022)			Active	20	6	6	0	0.00%	20	14	0		2	P,S,T,M,VP SC	1	90+ Days	\$40.00		
16154 GUAYAQUIL LA CHALA 06/18/1973				16	0	0	0	0.00%	16		12		2	P,S,T,M,VP SC	2				
Exc Award (06/30/2022, 06/30/2023)				15	0	0	0	0.00%	15		17		7	P,S,T,M,VP SC	11				
45896 GUAYAQUIL LOS ESTEROS 03/14/1986				82295 GUAYAQUIL NORTE 05/12/2004	Cancelled(6*)	0	0	0	0	0.00%	0		1	None	P,S,T,M,VP SC			24	
Exc Award (06/30/2018)			Active	38	13	1	12	46.15%	26	2	0			P,S,T,M,VP SC	1		\$60.00		
47645 GUAYAQUIL PERLA DEL PACIFICO 07/01/1987				17	21	4	17	100.00%	0	13	0			P,S,T,M,VP SC	6				
Exc Award (06/30/2017, 06/30/2022)				78073 GUAYAQUIL PUERTO AZUL 02/27/2004	Active(1)	17	21	4	17	100.00%	0	13	0		P,S,T,M,VP SC			6	
Exc Award (06/30/2018, 06/30/2020)				16155 GUAYAQUIL ROCAFUERTE 06/22/1969	Active	70	9	12	-3	-4.11%	73	28	0		P,S,T,M,VP SC			0	
Exc Award (06/30/2017, 06/30/2023, 06/30/2024)			Cancelled(8*)	0	0	32	-32	-100.00%	32	3	1		None	P,S,T,M,VP SC	14	90+ Days			
147051 Guayaquil Salud y Vision 06/29/2021				152992 Guayaquil ServiSalud 11/15/2022	Cancelled(8*)	0	0	16	-16	-100.00%	16	2	3	1	None			P,S,T,M,VP SC	18
Exc Award (06/30/2022, 06/30/2023)				78675 GUAYAQUIL SIMON BOLIVAR 04/05/2004	Active	27	3	0	3	12.50%	24			2	P,S,T,M,VP SC			9	
78675 GUAYAQUIL SIMON BOLIVAR 04/05/2004				82968 GUAYAQUIL UNIVERSITARIO 06/29/2004	Active	21	2	0	2	10.53%	19				P,S,T,M,VP SC			0	
Exc Award (06/30/2018)			Active	32	4	7	-3	-8.57%	35	6	0		2	P,S,T,M,VP SC	1		\$302.00		
123682 Guayaquil Urdenor 12/02/2014				16156 GUAYAQUIL URDESA 10/28/1968	Active	58	4	6	-2	-3.33%	60	6	0		P,S,T,M,VP SC			1	
Exc Award (06/30/2022, 06/30/2023, 06/30/2024)				33034 GUAYAQUIL URDESA NORTE 11/30/1976	Active	25	0	11	-11	-30.56%	36	6	0		P,S,T,M,VP SC			5	
Exc Award (06/30/2017, 06/30/2020, 06/30/2024)				16157 HUAQUILLAS 05/16/1970	Active	33	0	1	-1	-2.94%	34	13	1		P,S,T,M,VP SC			0	
Exc Award (06/30/2022, 06/30/2024)																			
Exc Award (06/30/2018)																			



Club Health Assessment for District G 2 through June 2025

			Status	Membership							Reports					Finance		LCIF
Club Number	Club Name	Charter Date		Current Member Count	YTD Members Added	YTD Members Dropped	YTD Net Growth	YTD Net Growth%	Member Count 12 Months Ago	Avg. length of service for dropped members	Months Since Last MMR ***	Yrs. Since Last Officer Report	President Rotation	Vice President Reported ****	Months Since Last Activity Report ***	Account Balance	Donations for current Fiscal Year	
			Number of times on status quo within last two years	If below 15 members appears					If net loss is greater than 20% appears			If no report in 3 months appears in	When more than one year repeat appears in	Number of repeat terms	Notes the officers that do not have appears in an active red	If no report at 12 months appears in red		
136568	La Libertad-Guancavilca	05/22/2019	Active(1)	5	0	3	-3	-37.50%	8	4	0			P,S,T,M,VP SC	8	90+ Days	\$40.00	
16162	LOJA	12/15/1950	Active(2)	26	0	3	-3	-10.34%	29	14	1		3	P,S,T,M,VP SC	1			
46037	LOMAS DE SARGENTILLO	04/25/1986	Active(1)	22	0	0	0	0.00%	22		2			P,S,T,M,VP SC	2		\$40.00	
Exc Award (06/30/2018, 06/30/2020)																		
16164	MACHALA	12/10/1962	Active	63	23	15	8	14.55%	55	4	0		2	P,S,T,M,VP SC	0		\$1,070.00	
Exc Award (06/30/2017, 06/30/2018, 06/30/2020)																		
16166	MILAGRO	11/18/1946	Active	55	4	0	4	7.84%	51		0		2	P,S,T,M,VP SC	0		\$920.00	
Exc Award (06/30/2022, 06/30/2024)																		
125161	Milagro Ecuavida	06/23/2015	Active	12	5	0	5	71.43%	7		2			P,S,T,M,VP SC	1		\$907.00	
Exc Award (06/30/2018, 06/30/2022)																		
117112	MILAGRO MELVIN JONES	06/19/2012	Active	69	10	1	9	15.00%	60	13	0			P,S,T,M,VP SC	0	\$842.50		
Exc Award (06/30/2018, 06/30/2020, 06/30/2024)																		
131386	Palestina del Centenario	06/29/2017	Active	14	2	0	2	16.67%	12		0		4	P,S,T,M,VP SC	0	\$140.00		
58827	PASAJE DE LAS NIEVES	11/06/1996	Active	17	3	0	3	21.43%	14		1			P,S,T,M,VP SC	0	\$150.00		
Exc Award (06/30/2018, 06/30/2022)																		
138301	Pedro Carbo Canton	06/18/2019	Active(1)	10	10	0	10	100.00%	0		9			P,S,T,M,VP SC	2			
135001	Playas Alerta	06/20/2018	Active(1)	21	15	9	6	40.00%	15	2	0			P,S,T,M,VP SC	2	\$190.00		
151126	Playas Gold	06/15/2022	Active(2)	9	1	0	1	12.50%	8		5			P,S,T,M,VP SC	5			
78907	PUERTO BOLIVAR	04/15/2004	Active	24	3	1	2	9.09%	22	13	0		2	P,S,T,M,VP SC	1	\$220.00		
Exc Award (06/30/2017, 06/30/2018, 06/30/2020)																		
16180	Salinas - La Libertad	11/09/1946	Active	27	4	9	-5	-15.63%	32	11	0		2	P,S,T,M,VP SC	0	\$2,960.50		
Exc Award (06/30/2022)																		
38610	SALINAS COSTA AZUL	06/09/1980	Active	20	0	0	0	0.00%	20		12			P,S,T,M,VP SC	0	\$1,000.00		
Exc Award (06/30/2022)																		
147763	Salinas Perla del Mar	07/29/2021	Active(1)	27	14	6	8	42.11%	19	10	0			P,S,T,M,VP SC	0	\$292.00		
Exc Award (06/30/2022)																		
122662	Samborondon	06/30/2014	Active(1)	19	11	4	7	58.33%	12	2	0			P,S,T,M,VP SC	1	\$990.00		
111130	SAN FRANCISCO DE MILAGRO	05/20/2011	Active	9	0	0	0	0.00%	9		1			P,S,T,M,VP SC	0			



Club Health Assessment for District G 2 through June 2025

			Status	Membership							Reports					Finance		LCIF
Club Number	Club Name	Charter Date		Current Member Count	YTD Members Added	YTD Members Dropped	YTD Net Growth	YTD Net Growth%	Member Count 12 Months Ago	Avg. length of service for dropped members	Months Since Last MMR ***	Yrs. Since Last Officer Report	President Rotation	Vice President Reported ****	Months Since Last Activity Report ***	Account Balance	Donations for current Fiscal Year	
			Number of times on status quo within last two years	If below 15 members appears				If net loss is greater than 20% appears			If no report in 3 months appears in	When more than one year appears in	Number of repeat terms	Notes the officers that do not have appears in an active	If no report at 12 months red			
Exc Award (06/30/2018, 06/30/2022)																		
129287	Santa Elena Sumpa	11/09/2016	Active(1)	37	1	0	1	2.78%	36		2		2	P,S,T,M,VP SC	5		\$200.00	
Exc Award (06/30/2022, 06/30/2023)																		
64627	SANTA LUCIA	08/08/2001	Active(1)	10	0	0	0	0.00%	10		0		2	P,S,T,M,VP SC	1			
Exc Award (06/30/2018)																		
88810	SANTIAGO DE GUAYAQUIL	06/29/2005	Active	15	3	0	3	25.00%	12		1			P,S,T,M,VP SC	0	90+ Days		
Exc Award (06/30/2018)																		
16188	VELASCO IBARRA EL EMPALME	08/07/1968	Active	15	0	2	-2	-11.76%	17	38	8		3	P,S,T,M,VP SC	0		\$40.00	
46580	VICENTE PIEDRAHITA NOBOL	10/06/1986	Active(1)	21	0	0	0	0.00%	21		10		None	P,S,T,M,VP SC	2	90+ Days		
Exc Award (06/30/2018)																		
115817	YAGUACHI NUEVO	01/09/2012	Active	14	0	0	0	0.00%	14		16			P,S,T,M,VP SC	5			
154983	Yantzaza	06/30/2023	Active(3)	12	12	13	-1	-7.69%	13	1	5			P,S,T,M,VP SC	1			
64816	ZAMORA	12/04/2001	Active	20	2	8	-6	-23.08%	26	4	0			P,S,T,M,VP SC	12		\$20.00	
Exc Award (06/30/2018)																		

Clubs Cancelled Previous Fiscal Year – Clubs Cancelled within last 12 months may be reinstated

Club Number	Club Name	Charter Date	Current Status*	Cancellation Date
121446	Guayaquil Universitario Estatal	02/26/2014	Cancelled(6*)	07/29/2023
124797	Playas	05/22/2015	Cancelled(6*)	07/29/2023

Current Total Clubs Count	YTD New Clubs Count	YTD Cancelled Clubs Count	YTD Net Gain	Current Total Members Count	YTD Add	YTD Drop	YTD Net Growth	YTD Net Growth %	Member Count 12 Months Ago	Average Member Count Per Club	% of Clubs with less than 20 members	% No MMR in 3 Months	% No Officer Report in 12 Months	% of Clubs with balance 90+ days	Number of Clubs in Status Quo	% Status Quo Clubs in Financial Suspension	Number of Cancelled Clubs	Average Cancelled Club Age	Members Lost Due to Cancellation	% of Clubs Cancelled for Non-Financial Reasons
54	3	4	-1	1,261	287	222	65	5.43%	1,196	23	43%	28%	0%	13%	0	0%	4	12	58	25%

* - P - Priority Club. Cancellation Reasons: 1-Objectives/conduct, 2-Non-active club, 5-Non-existing club, 6-Disbanding, 7-Merger, 8-Financial Suspension, 9-District/Multiple District Dues.

** - Abbreviation: P-President, S-Secretary, T-Treasurer, M-Member Chairperson, VP-First Vice President, MC-Communications Chairperson, SC-Service Chairperson

*** - Abbreviation: N/R - Never reported using the Lions Clubs website, N/A - Not applicable, No password registered for the Lions Clubs website.

**** - Abbreviation: N - New, IP - Immediate Past, R - Repeat.




Club Health Assessment for District H 1 through June 2025

			Status	Membership							Reports					Finance		LCIF
Club Number	Club Name	Charter Date		Current Member Count	YTD Members Added	YTD Members Dropped	YTD Net Growth	YTD Net Growth%	Member Count 12 Months Ago	Avg. length of service for dropped members	Months Since Last MMR ***	Yrs. Since Last Officer Report	President Rotation	Vice President Reported ****	Months Since Last Activity Report ***	Account Balance	Donations for current Fiscal Year	
			Number of times on status quo within last two years	If below 15 members appears					If net loss is greater than 20% appears			If no report in 3 months appears in	When more than one year appears in	Number of repeat terms	Notes the officers that do not have an active	If no report at 12 months appears in red		
Clubs less than two years old																		
171895	Chepen	06/24/2024	Active	19	0	2	-2	-9.52%	21	1	2			P,S,T,M,VP SC	0		\$10.50	
171994	TRUJILLO ALBERTO TOTI GOICOCHEA ITURRI	06/26/2024	Active	21	0	0	0	0.00%	21		1			P,S,T,M,VP SC	2		\$61.00	
172123	Trujillo Ayni Liyun	06/21/2024	Active	16	3	7	-4	-20.00%	20	1	0		2	P,S,T,M,VP SC	2		\$19.00	
156780	Trujillo Jardines del Golf	02/01/2024	Active	8	2	16	-14	-63.64%	22	1	1		2	P,S,T,M,VP SC	1		\$10.00	
183076	Trujillo Juan XXIII	06/26/2025	Newly Chartered	24	24	0	24	100.00%	0		0			P,S,T,M,VP SC	1			
182215	Trujillo La Manada	05/28/2025	Newly Chartered	20	20	0	20	100.00%	0		0			P,S,T,M,VP SC	N/R			
182077	Trujillo Leones Indomables en el Servicio	04/29/2025	Newly Chartered	28	28	0	28	100.00%	0		0			P,S,T,M,VP SC	0			
182652	Trujillo Libertad	06/19/2025	Newly Chartered	21	21	0	21	100.00%	0		0			P,S,T,M,VP SC	0			
179294	Trujillo Manos Solidarias	05/02/2025	Newly Chartered	21	21	0	21	100.00%	0		0			P,S,T,M,VP SC	1			
182612	Trujillo Santa Rosa de Lima	06/25/2025	Newly Chartered	20	20	0	20	100.00%	0		0			P,S,T,M,VP SC	1			
177474	Vice Sonrisas de Esperanza	09/04/2024	Active	15	20	5	15	100.00%	0	0	0			P,S,T,M,VP SC	6			
Clubs more than two years old																		
33696	BALNEARIO DE BUENOS AIRES Exc Award (06/30/2017)	04/25/1977	Active	16	0	3	-3	-15.79%	19	15	5			P,S,T,M,VP SC	2		\$17.50	
16193	BARRANCA Exc Award (06/30/2016, 06/30/2020)	02/23/1963	Active	21	0	0	0	0.00%	21		5			P,S,T,M,VP SC	1		\$1,351.44	
16195	CAJAMARCA Exc Award (06/30/2016, 06/30/2018, 06/30/2020)	11/10/1948	Active	85	1	5	-4	-4.49%	89	4	0			P,S,T,M,VP SC	0		\$222.23	
36462	CAJAMARCA EL PROGRESO Exc Award (06/30/2016, 06/30/2020)	01/15/1979	Active	32	6	2	4	14.29%	28	4	0			P,S,T,M,VP SC	0		\$664.70	
150062	Cajamarca Melvin Jones Exc Award (06/30/2024)	03/07/2022	Active	34	5	2	3	9.68%	31	3	0			P,S,T,M,VP SC	0		\$681.48	




Club Health Assessment for District H 1 through June 2025

			Status	Membership						Reports					Finance	LCIF	
Club Number	Club Name	Charter Date		Current Member Count	YTD Members Added	YTD Members Dropped	YTD Net Growth	YTD Net Growth%	Member Count 12 Months Ago	Avg. length of service for dropped members	Months Since Last MMR ***	Yrs. Since Last Officer Report	President Rotation	Vice President Reported ****	Months Since Last Activity Report ***	Account Balance	Donations for current Fiscal Year
			Number of times on status quo within last two years	If below 15 members appears				If net loss is greater than 20% appears			If no report in 3 months appears in	When more than one year appears in	Number of repeat terms	Notes the officers that do not have an active	If no report at 12 months appears in red		
142114	Cajamarca Valle Dorado	07/10/2020	Active	26	2	0	2	8.33%	24		3			P,S,T,M,VP SC	0		\$254.50
16198	CASMA	01/12/1967	Active	7	0	1	-1	-12.50%	8	2	5			P,S,T,M,VP SC	6		\$4.00
	Exc Award (06/30/2016, 06/30/2021)																
125221	CASMA MARIA MAGDALENA	06/22/2015	Active(1)	12	1	6	-5	-29.41%	17	3	0		2	P,S,T,M,VP SC	1		
	Exc Award (06/30/2021)																
116138	CATACAOS JOSE CAYETANO HEREDIA	02/22/2012	Active	13	0	0	0	0.00%	13		16		2	P,S,T,M,VP SC	5		\$13.00
	Exc Award (06/30/2016)																
128752	Caxamarca-Centenario	08/26/2016	Active	32	6	6	0	0.00%	32	4	0			P,S,T,M,VP SC	1		\$14.00
	Exc Award (06/30/2018, 06/30/2020, 06/30/2021)																
136038	Chachapoyas	07/17/2018	Active(1)	16	5	4	1	6.67%	15	4	0			P,S,T,M,VP SC	1		\$6.00
16200	CHANCAY	06/06/1968	Active	25	2	3	-1	-3.85%	26	15	0			P,S,T,M,VP SC	10		\$148.00
	Exc Award (06/30/2018)																
126960	Chao Centenario	03/07/2016	Active(2)	16	0	0	0	0.00%	16		12			P,S,T,M,VP SC	6		\$16.00
	Exc Award (06/30/2018, 06/30/2020)																
135011	Chepen Centenario	06/07/2018	Active(2)	19	22	13	9	90.00%	10	4	0		3	P,S,T,M,VP SC	0		\$1,550.24
	Exc Award (06/30/2021)																
16202	CHICLAYO	10/15/1947	Active	33	4	2	2	6.45%	31	5	0			P,S,T,M,VP SC	0		\$1,042.50
	Exc Award (06/30/2016, 06/30/2018, 06/30/2020)																
97462	CHICLAYO CENTRO	06/30/2006	Active	12	2	4	-2	-14.29%	14	2	0		3	P,S,T,M,VP SC	0		\$1,094.00
	Exc Award (06/30/2016, 06/30/2017, 06/30/2020)																
34844	CHICLAYO EL PACIFICO	12/12/1977	Active	14	1	0	1	7.69%	13		0			P,S,T,M,VP SC	0		\$39.50
	Exc Award (06/30/2021)																
151175	Chiclayo Helen Keller	06/21/2022	Active(2)	6	0	4	-4	-40.00%	10	3	0		4	P,S,T,M,VP SC	0		\$12.00
118050	CHICLAYO LA VICTORIA	10/19/2012	Active	21	0	0	0	0.00%	21		12			P,S,T,M,VP SC	1	90+ Days	\$46.50
	Exc Award (06/30/2016, 06/30/2018, 06/30/2020)																
61979	CHICLAYO LAS MUSAS	05/26/1999	Active	40	1	2	-1	-2.44%	41	6	2			P,S,T,M,VP SC	0		\$2,366.17
	Exc Award (06/30/2016, 06/30/2018, 06/30/2020)																
36216	CHICLAYO LOS PARQUES	11/27/1978	Active	21	0	1	-1	-4.55%	22	31	3		2	P,S,T,M,VP SC	0		\$1,042.00




Club Health Assessment for District H 1 through June 2025

			Status	Membership							Reports					Finance	LCIF	
Club Number	Club Name	Charter Date		Current Member Count	YTD Members Added	YTD Members Dropped	YTD Net Growth	YTD Net Growth%	Member Count 12 Months Ago	Avg. length of service for dropped members	Months Since Last MMR ***	Yrs. Since Last Officer Report	President Rotation	Vice President Reported ****	Months Since Last Activity Report ***	Account Balance	Donations for current Fiscal Year	
			Number of times on status quo within last two years	If below 15 members appears					If net loss is greater than 20% appears			If no report in 3 months appears in	When more than one year appears in	Number of repeat terms	Notes the officers that do not have an active	If no report at 12 months appears in red		
Exc Award (06/30/2018, 06/30/2020, 06/30/2021) 29219 CHICLAYO SALAVERRY 04/30/1974			Active	22	7	2	5	29.41%	17	20	0			P,S,T,M,VP SC	0		\$2,206.46	
Exc Award (06/30/2020, 06/30/2023) 36813 CHICLAYO SAN JUAN 03/30/1979			Active	13	2	3	-1	-7.14%	14	1	0		5	P,S,T,M,VP SC	0		\$36.75	
Exc Award (06/30/2020, 06/30/2021) 16203 CHICLAYO SANTA VICTORIA 05/03/1971			Active	16	1	5	-4	-20.00%	20	13	0			P,S,T,M,VP SC	0		\$12.25	
Exc Award (06/30/2016, 06/30/2018, 06/30/2020) 36898 CHICLAYO VILLARREAL 04/17/1979			Active	18	0	0	0	0.00%	18		13			P,S,T,M,VP SC	0		\$369.50	
Exc Award (06/30/2020, 06/30/2021, 06/30/2022) 16204 CHIMBOTE 06/04/1949			Active	55	4	3	1	1.85%	54	23	0			P,S,T,M,VP SC	8		\$2,031.49	
Exc Award (06/30/2018, 06/30/2020, 06/30/2022) 120368 Chimbote "En Accion" 10/04/2013			Active	23	3	14	-11	-32.35%	34	6	0			P,S,T,M,VP SC	0		\$27.75	
Exc Award (06/30/2016, 06/30/2020, 06/30/2022) 59640 CHIMBOTE BUENOS AIRES 06/12/1997			Active	43	1	3	-2	-4.44%	45	12	0			P,S,T,M,VP SC	0		\$150.50	
Exc Award (06/30/2016, 06/30/2017, 06/30/2022) 126506 Chimbote Centenario 01/12/2016			Active	16	2	5	-3	-15.79%	19	6	0			P,S,T,M,VP SC	1		\$334.98	
Exc Award (06/30/2023, 06/30/2024) 154966 Chimbote Corazón 06/28/2023			Active	21	0	3	-3	-12.50%	24	2	0			P,S,T,M,VP SC	8		\$24.00	
Exc Award (06/30/2016) 95076 CHIMBOTE ISLA BLANCA 01/23/2006			Active	12	1	9	-8	-40.00%	20	3	0			P,S,T,M,VP SC	6		\$30.50	
Exc Award (06/30/2016) 61855 CHOTA ACUNTA 04/29/1999			Active(1)	18	1	0	1	5.88%	17		0			P,S,T,M,VP SC	0		\$18.00	
Exc Award (06/30/2018) 111359 EL ALTO CABO BLANCO 06/15/2011			Active(2)	5	1	0	1	25.00%	4		0			P,S,T,M,VP SC	8		\$28.74	
Exc Award (06/30/2018) 106856 FERRENAFE SICAN 11/16/2009			Active(1)	16	5	5	0	0.00%	16	5	0			P,S,T,M,VP SC	1		\$1,036.00	
Exc Award (06/30/2018, 06/30/2020, 06/30/2022) 33544 GUADALUPE 03/22/1977			Active(1)	18	4	3	1	5.88%	17	3	0			P,S,T,M,VP SC	1		\$38.50	
Exc Award (06/30/2016) 16209 HUACHO 03/05/1948			Active	22	3	3	0	0.00%	22	11	1		2	P,S,T,M,VP SC	0		\$31.50	



Club Health Assessment for District H 1 through June 2025

			Status	Membership						Reports					Finance	LCIF	
Club Number	Club Name	Charter Date		Current Member Count	YTD Members Added	YTD Members Dropped	YTD Net Growth	YTD Net Growth%	Member Count 12 Months Ago	Avg. length of service for dropped members	Months Since Last MMR ***	Yrs. Since Last Officer Report	President Rotation	Vice President Reported ****	Months Since Last Activity Report ***	Account Balance	Donations for current Fiscal Year
			Number of times on status quo within last two years	If below 15 members appears				If net loss is greater than 20% appears			If no report in 3 months appears in	When more than one year appears in	Number of repeat terms	Notes the officers that do not have an active	If no report at 12 months appears in red		
Exc Award (06/30/2016, 06/30/2020, 06/30/2022)	102523 HUACHO IRENE SALVADOR	06/23/2008	Active	13	1	2	-1	-7.14%	14	11	4		3	P,S,T,M,VP SC	0		\$157.50
Exc Award (06/30/2016, 06/30/2020)	103963 HUACHO MELVIN JONES	11/12/2008	Active	35	2	3	-1	-2.78%	36	8	1			P,S,T,M,VP SC	1		\$90.75
Exc Award (06/30/2022, 06/30/2023, 06/30/2024)	99200 HUACHO UNION Y AMISTAD	04/24/2007	Active	36	4	1	3	9.09%	33	3	1			P,S,T,M,VP SC	0		\$218.00
Exc Award (06/30/2016, 06/30/2021, 06/30/2024)	54507 HUANCHACO	05/25/1993	Active	19	3	0	3	18.75%	16		0			P,S,T,M,VP SC	0		\$1,017.50
Exc Award (06/30/2016, 06/30/2024)	51612 HUARAL CENTENARIO	05/09/1991	Active	22	1	1	0	0.00%	22	7	0			P,S,T,M,VP SC	1		\$290.50
Exc Award (06/30/2017, 06/30/2018, 06/30/2022)	100053 HUARAZ HUASCARAN	08/21/2007	Active(1)	11	0	1	-1	-8.33%	12	12	0		3	P,S,T,M,VP SC	8		\$11.50
Exc Award (06/30/2016, 06/30/2017, 06/30/2022)	108788 LA ESPERANZA	06/24/2010	Active	13	1	0	1	8.33%	12		0		12	P,S,T,M,VP SC	0		\$12.00
Exc Award (06/30/2016, 06/30/2018)	77966 LAMBAYEQUE CIUDAD EVOCADORA	12/15/2003	Active	28	2	3	-1	-3.45%	29	7	1			P,S,T,M,VP SC	0		\$660.50
Exc Award (06/30/2016, 06/30/2017, 06/30/2022)	150118 Lambayeque Real Sipan	03/08/2022	Active	8	2	2	0	0.00%	8	3	1			P,S,T,M,VP SC	3		\$47.25
	126062 Laredo	10/29/2015	Active	12	0	6	-6	-33.33%	18	4	0		None	P,S,T,M,VP SC	3		\$8.00
Exc Award (06/30/2016, 06/30/2017, 06/30/2022)	133298 Laredo Centenario	11/30/2017	Active	19	2	4	-2	-9.52%	21	4	1			P,S,T,M,VP SC	2		\$20.00
Exc Award (06/30/2018, 06/30/2020)	31563 LEONARDO ORTIZ	01/26/1976	Active(1)	19	1	6	-5	-20.83%	24	2	0			P,S,T,M,VP SC	0		\$1,093.48
Exc Award (06/30/2016, 06/30/2017, 06/30/2022)	97390 LLAMPALLEC	06/26/2006	Active	11	4	1	3	37.50%	8	3	0			P,S,T,M,VP SC	0		\$28.00
Exc Award (06/30/2016)	108410 LOS ORGANOS CONCESION PATRIA	05/20/2010	Active(1)	5	1	0	1	25.00%	4		1			P,S,T,M,VP SC	4		\$24.00
Exc Award (06/30/2016, 06/30/2020)	45118 NEGRITOS	06/19/1985	Active(1)	12	0	2	-2	-14.29%	14	10	0			P,S,T,M,VP SC	8		\$13.00



Club Health Assessment for District H 1 through June 2025

			Status	Membership							Reports					Finance		LCIF
Club Number	Club Name	Charter Date		Current Member Count	YTD Members Added	YTD Members Dropped	YTD Net Growth	YTD Net Growth%	Member Count 12 Months Ago	Avg. length of service for dropped members	Months Since Last MMR ***	Yrs. Since Last Officer Report	President Rotation	Vice President Reported ****	Months Since Last Activity Report ***	Account Balance	Donations for current Fiscal Year	
			Number of times on status quo within last two years	If below 15 members appears					If net loss is greater than 20% appears			If no report in 3 months appears in	When more than one year appears in	Number of repeat terms	Notes the officers that do not have appears in an active	If no report at 12 months red		
Exc Award (06/30/2018, 06/30/2020)																		
59252	NUEVO CHIMBOTE	03/17/1997	Active	18	0	1	-1	-5.26%	19	2	0		4	P,S,T,M,VP SC	7		\$9.50	
Exc Award (06/30/2017, 06/30/2018)																		
32219	PACASMAYO	05/11/1976	Active	33	5	4	1	3.13%	32	8	1			P,S,T,M,VP SC	1		\$117.98	
Exc Award (06/30/2016, 06/30/2018, 06/30/2020)																		
126224	Pacasmayo Centenario	11/18/2015	Active	16	2	1	1	6.67%	15	1	1			P,S,T,M,VP SC	2		\$223.00	
Exc Award (06/30/2016)																		
34955	PAIJAN	01/17/1978	Active	19	1	2	-1	-5.00%	20	10	0			P,S,T,M,VP SC	1		\$59.50	
Exc Award (06/30/2016, 06/30/2018, 06/30/2020)																		
16218	PAITA	02/08/1963	Active(1)	22	11	4	7	46.67%	15	30	0		2	P,S,T,M,VP SC	3		\$15.00	
Exc Award (06/30/2017)																		
151072	Pimentel Billy Del Castillo	06/10/2022	Active(1)	8	0	4	-4	-33.33%	12	2	6		4	P,S,T,M,VP SC	1			
Exc Award (06/30/2016, 06/30/2017, 06/30/2020)																		
16219	PIURA	11/04/1947	Active(1)	23	1	21	-20	-46.51%	43	5	0			P,S,T,M,VP SC	10		\$15.25	
Exc Award (06/30/2016, 06/30/2017, 06/30/2020)																		
131422	Piura - Centenario Santa Teresa de Calcuta	06/19/2017	Active(1)	12	3	1	2	20.00%	10	8	2			P,S,T,M,VP SC	5		\$5.00	
Exc Award (06/30/2016, 06/30/2017, 06/30/2020)																		
53076	PIURA ALMIRANTE MIGUEL GRAU	05/14/1992	Active	28	2	0	2	7.69%	26		3			P,S,T,M,VP SC	1		\$319.74	
Exc Award (06/30/2016, 06/30/2017, 06/30/2020)																		
150880	Piura Amar y Servir	05/19/2022	Active	12	0	2	-2	-14.29%	14	3	0			P,S,T,M,VP SC	0		\$407.21	
Exc Award (06/30/2016, 06/30/2017, 06/30/2020)																		
78962	PIURA CARLOTA RAMOS DE SANTOLAYA	04/12/2004	Active(1)	8	1	8	-7	-46.67%	15	7	1			P,S,T,M,VP SC	1		\$12.50	
Exc Award (06/30/2020)																		
127465	Piura Centenario Los Tallanes	05/25/2016	Active	13	0	2	-2	-13.33%	15	3	0		2	P,S,T,M,VP SC	6		\$7.50	
Exc Award (06/30/2018, 06/30/2020, 06/30/2020)																		
41505	PIURA IGNACIO MERINO	06/09/1982	Active	29	2	8	-6	-17.14%	35	14	0			P,S,T,M,VP SC	0		\$897.00	
Exc Award (06/30/2018, 06/30/2020, 06/30/2020)																		
138665	Piura Más Allá del Horizonte	06/19/2019	Active	16	6	6	0	0.00%	16	4	0			P,S,T,M,VP SC	0		\$10.00	
Exc Award (06/30/2020)																		
44641	PIURA MIRAFLORES	02/13/1985	Active	26	0	4	-4	-13.33%	30	4	0			P,S,T,M,VP SC	8		\$50.00	
Exc Award (06/30/2016, 06/30/2017, 06/30/2020)																		



Club Health Assessment for District H 1 through June 2025

			Status	Membership							Reports					Finance	LCIF
Club Number	Club Name	Charter Date		Current Member Count	YTD Members Added	YTD Members Dropped	YTD Net Growth	YTD Net Growth%	Member Count 12 Months Ago	Avg. length of service for dropped members	Months Since Last MMR ***	Yrs. Since Last Officer Report	President Rotation	Vice President Reported ****	Months Since Last Activity Report ***	Account Balance	Donations for current Fiscal Year
			Number of times on status quo within last two years	If below 15 members appears					If net loss is greater than 20% appears			If no report in 3 months appears in	When more than one year appears in	Number of repeat terms	Notes the officers that do not have an active	If no report at 12 months appears in red	
61336	PIURA SAN FRANCISCO DE ASIS Exc Award (06/30/2016, 06/30/2017)	12/09/1998	Active	19	3	0	3	18.75%	16		0			P,S,T,M,VP SC	1		\$28.00
136993	Piura Santo Juan Pablo II Exc Award (06/30/2020, 06/30/2022, 06/30/20	12/10/2018	Active(2)	15	3	5	-2	-11.76%	17	3	0			P,S,T,M,VP SC	0		\$15.50
130062	Piura-Santa Maria Centenario Exc Award (06/30/2017, 06/30/2020, 06/30/20	02/16/2017	Active	11	0	4	-4	-26.67%	15	3	0			P,S,T,M,VP SC	1		\$30.74
144175	Querecotillo Inka Centenario	12/18/2020	Active(1)	11	11	5	6	120.00%	5	6	0			P,S,T,M,VP SC	5	90+ Days	\$3.50
105969	SAN MIGUEL DE PIURA Exc Award (06/30/2017, 06/30/2019, 06/30/20	06/25/2009	Active	24	2	2	0	0.00%	24	8	1		2	P,S,T,M,VP SC	1		\$34.00
34304	SAN PEDRO DE LLOC Exc Award (06/30/2016, 06/30/2018, 06/30/20	07/21/1977	Active(1)	29	3	4	-1	-3.33%	30	10	0			P,S,T,M,VP SC	0		\$76.00
126565	Santa Maria Exc Award (06/30/2018, 06/30/2020, 06/30/20	01/20/2016	Active(1)	21	2	1	1	5.00%	20	3	0		2	P,S,T,M,VP SC	0		\$160.50
16224	SULLANA	06/10/1956	Active	15	0	2	-2	-11.76%	17	2	0		2	P,S,T,M,VP SC	6		\$8.50
111497	SULLANA TURICARAMI Exc Award (06/30/2016)	06/29/2011	Active	18	3	2	1	5.88%	17	8	5			P,S,T,M,VP SC	1	90+ Days	\$46.75
16225	TALARA	01/03/1949	Active	12	0	1	-1	-7.69%	13	5	3			P,S,T,M,VP SC	7		\$38.50
47749	TALARA SANTA ROSA Exc Award (06/30/2016, 06/30/2017, 06/30/20	10/05/1987	Active	26	4	0	4	18.18%	22		0			P,S,T,M,VP SC	0		\$521.21
83059	TEMBLADERA Exc Award (06/30/2016, 06/30/2018)	06/30/2004	Active	16	1	0	1	6.67%	15		4			P,S,T,M,VP SC	1	90+ Days	
16227	TRUJILLO Exc Award (06/30/2016, 06/30/2020, 06/30/20	11/21/1947	Active	50	7	9	-2	-3.85%	52	10	0			P,S,T,M,VP SC	0		\$709.24
131420	Trujillo - Melvin Jones Exc Award (06/30/2018)	06/20/2017	Active	6	0	0	0	0.00%	6		12		2	P,S,T,M,VP SC	0		\$9.00
134876	Trujillo - Mujeres de Corazon Exc Award (06/30/2020)	05/31/2018	Active	21	9	5	4	23.53%	17	6	0		2	P,S,T,M,VP SC	0		\$1,007.00
129507	Trujillo - Semillas de Amor	12/12/2016	Active	17	1	1	0	0.00%	17	9	0			P,S,T,M,VP SC	1		\$8.50



Club Health Assessment for District H 1 through June 2025

			Status	Membership							Reports					Finance		LCIF
Club Number	Club Name	Charter Date		Current Member Count	YTD Members Added	YTD Members Dropped	YTD Net Growth	YTD Net Growth%	Member Count 12 Months Ago	Avg. length of service for dropped members	Months Since Last MMR ***	Yrs. Since Last Officer Report	President Rotation	Vice President Reported ****	Months Since Last Activity Report ***	Account Balance	Donations for current Fiscal Year	
			Number of times on status quo within last two years	If below 15 members appears				If net loss is greater than 20% appears			If no report in 3 months appears in	When more than one year appears in	Number of repeat terms	Notes the officers that do not have an active	If no report at 12 months appears in red			
Exc Award (06/30/2018)																		
123109	Trujillo "Juntos Servimos Mejor"	09/11/2014	Active(1)	28	0	0	0	0.00%	28		5			P,S,T,M,VP SC	3		\$2,028.00	
Exc Award (06/30/1930, 06/30/2016, 06/30/20																		
139192	Trujillo Acción y Servicio	07/11/2019	Active(1)	10	2	3	-1	-9.09%	11	2	0			P,S,T,M,VP SC	2		\$5.50	
Exc Award (06/30/2020)																		
67602	TRUJILLO AMISTAD Y SERVICIO	04/15/2003	Active	30	1	4	-3	-9.09%	33	8	0			P,S,T,M,VP SC	0		\$2,920.16	
Exc Award (06/30/2016, 06/30/2020, 06/30/20																		
82730	TRUJILLO ARMONIA	06/22/2004	Active(1)	11	9	10	-1	-8.33%	12	5	0			P,S,T,M,VP SC	2	90+ Days	\$6.00	
Exc Award (06/30/2016)																		
51835	TRUJILLO CALIFORNIA	06/27/1991	Active	19	2	6	-4	-17.39%	23	8	0			P,S,T,M,VP SC	1		\$213.74	
Exc Award (06/30/2016, 06/30/2018, 06/30/20																		
147568	TRUJILLO CAMINO DE LUZ	07/13/2021	Active(2)	7	2	5	-3	-30.00%	10	2	2		3	P,S,T,M,VP SC	6			
129397	Trujillo Centenario	11/17/2016	Active	21	9	6	3	16.67%	18	2	0			P,S,T,M,VP SC	4		\$1,077.47	
Exc Award (06/30/2023)																		
126877	Trujillo Centenario Luis Fukunaga	02/18/2016	Active	23	5	5	0	0.00%	23	3	0			P,S,T,M,VP SC	0		\$327.24	
Exc Award (06/30/2018, 06/30/2020)																		
132175	Trujillo Colonial	07/10/2017	Active	20	2	9	-7	-25.93%	27	4	0			P,S,T,M,VP SC	1		\$336.79	
Exc Award (06/30/2018, 06/30/2020, 06/30/20																		
150565	Trujillo Corazón de León	04/28/2022	Active(2)	6	5	7	-2	-25.00%	8	1	1			P,S,T,M,VP SC	10		\$14.00	
57849	TRUJILLO EL BOQUERON	02/12/1996	Active	12	2	2	0	0.00%	12	2	2			P,S,T,M,VP SC	2		\$11.00	
Exc Award (06/30/2016, 06/30/2018, 06/30/20																		
126397	Trujillo El Golf	12/17/2015	Active	39	4	4	0	0.00%	39	6	0			P,S,T,M,VP SC	0		\$19.50	
Exc Award (06/30/2016, 06/30/2024)																		
105680	TRUJILLO EL PORVENIR	06/02/2009	Active	14	0	2	-2	-12.50%	16	4	5			P,S,T,M,VP SC	5		\$15.50	
Exc Award (06/30/2017, 06/30/2018, 06/30/20																		
127114	Trujillo Fortaleza	03/29/2016	Active(1)	12	1	7	-6	-33.33%	18	2	0		2	P,S,T,M,VP SC	0	90+ Days	\$30.00	
Exc Award (06/30/2020, 06/30/2021, 06/30/20																		
151055	Trujillo Inka Lazos De Amistad	06/06/2022	Active	13	11	12	-1	-7.14%	14	1	0			P,S,T,M,VP SC	1	90+ Days	\$20.00	




Club Health Assessment for District H 1 through June 2025

			Status	Membership							Reports					Finance	LCIF
Club Number	Club Name	Charter Date		Current Member Count	YTD Members Added	YTD Members Dropped	YTD Net Growth	YTD Net Growth%	Member Count 12 Months Ago	Avg. length of service for dropped members	Months Since Last MMR ***	Yrs. Since Last Officer Report	President Rotation	Vice President Reported ****	Months Since Last Activity Report ***	Account Balance	Donations for current Fiscal Year
			Number of times on status quo within last two years	If below 15 members appears				If net loss is greater than 20% appears			If no report in 3 months appears in	When more than one year appears in	Number of repeat terms	Notes the officers that do not have an active	If no report at 12 months appears in red		
46239	TRUJILLO LA MERCED	05/30/1986	Active	32	4	5	-1	-3.03%	33	12	0			P,S,T,M,VP SC	0		\$1,361.50
Exc Award (06/30/2018, 06/30/2019)																	
137871	Trujillo Las Palmeras del Golf	03/29/2019	Active	25	3	6	-3	-10.71%	28	4	0			P,S,T,M,VP SC	0		\$1,253.00
Exc Award (06/30/2022, 06/30/2023, 06/30/2024)																	
16228	TRUJILLO LAS QUINTANAS	12/27/1971	Active	33	9	1	8	32.00%	25	8	0		2	P,S,T,M,VP SC	1		\$4,028.94
Exc Award (06/30/2016, 06/30/2018, 06/30/2020)																	
110323	TRUJILLO LUZ DE ESPERANZA	02/21/2011	Active	32	2	10	-8	-20.00%	40	9	0			P,S,T,M,VP SC	2	90+ Days	\$1,042.74
Exc Award (06/30/2016, 06/30/2017, 06/30/2020)																	
115412	TRUJILLO MISIONEROS DEL SERVICIO	10/28/2011	Active(1)	11	2	20	-18	-62.07%	29	5	0		None	P,S,T,M,VP SC	6		\$2,228.74
Exc Award (06/30/2018, 06/30/2020, 06/30/2024)																	
110429	TRUJILLO NUEVA AURORA	02/23/2011	Active(1)	14	3	0	3	27.27%	11		10			P,S,T,M,VP SC	1		\$12.50
Exc Award (06/30/2016, 06/30/2018, 06/30/2020)																	
138247	Trujillo Nuevo Amanecer	05/10/2019	Active	18	0	5	-5	-21.74%	23	4	1			P,S,T,M,VP SC	2		\$1,221.00
Exc Award (06/30/2020, 06/30/2021, 06/30/2024)																	
34303	TRUJILLO PALERMO	07/21/1977	Active	57	7	7	0	0.00%	57	7	0			P,S,T,M,VP SC	1		\$30.50
Exc Award (06/30/2016, 06/30/2017, 06/30/2020)																	
137678	Trujillo Por Una Sonrisa	03/13/2019	Active(1)	37	9	7	2	5.71%	35	3	0			P,S,T,M,VP SC	0		\$2,018.00
16229	TRUJILLO PRIMAVERA	10/08/1973	Active	11	2	0	2	22.22%	9		0		3	P,S,T,M,VP SC	9		\$12.24
Exc Award (06/30/2016, 06/30/2017)																	
136104	Trujillo Rafael Risco Boado	07/30/2018	Active(1)	16	7	0	7	77.78%	9		0			P,S,T,M,VP SC	0		\$3,029.22
139935	Trujillo Reina de la Paz	09/25/2019	Active	33	3	0	3	10.00%	30		1			P,S,T,M,VP SC	1		\$71.00
Exc Award (06/30/2022)																	
16230	TRUJILLO SAN ANDRES	12/05/1972	Active	29	0	0	0	0.00%	29		3			P,S,T,M,VP SC	4		\$244.00
Exc Award (06/30/2016, 06/30/2019, 06/30/2020)																	
150898	Trujillo San Francisco de Asis	05/25/2022	Active	15	3	6	-3	-16.67%	18	4	0		2	P,S,T,M,VP SC	1		\$98.50
Exc Award (06/30/2023)																	
132622	Trujillo Santa Ines Centenario	09/11/2017	Active	10	8	8	0	0.00%	10	7	0			P,S,T,M,VP SC	9		\$7.00
Exc Award (06/30/2020, 06/30/2021)																	



Club Health Assessment for District H 1 through June 2025

			Status	Membership							Reports					Finance	LCIF
Club Number	Club Name	Charter Date		Current Member Count	YTD Members Added	YTD Members Dropped	YTD Net Growth	YTD Net Growth%	Member Count 12 Months Ago	Avg. length of service for dropped members	Months Since Last MMR ***	Yrs. Since Last Officer Report	President Rotation	Vice President Reported ****	Months Since Last Activity Report ***	Account Balance	Donations for current Fiscal Year
			Number of times on status quo within last two years	If below 15 members appears				If net loss is greater than 20% appears			If no report in 3 months appears in	When more than one year appears in	Number of repeat terms	Notes the officers that do not have an active	If no report at 12 months appears in red		
139719	Trujillo Unidos Podemos	08/30/2019	Active	28	5	6	-1	-3.45%	29	6	0			P,S,T,M,VP SC	0		\$1,506.74
	Exc Award (06/30/2020, 06/30/2021)																
108684	Trujillo Virgen de la Puerta	06/21/2010	Active	14	3	6	-3	-17.65%	17	5	0			P,S,T,M,VP SC	1		\$99.74
	Exc Award (06/30/2016, 06/30/2017, 06/30/2018)																
126095	Tumbes	10/30/2015	Active	21	2	2	0	0.00%	21	2	0			P,S,T,M,VP SC	0		\$646.97
	Exc Award (06/30/2017, 06/30/2018, 06/30/2019)																
146806	Tumbes Bicentenario	06/22/2021	Active	5	1	1	0	0.00%	5	2	0			P,S,T,M,VP SC	8		\$2.50
78124	TUMBES MADRE TERESA DE CALCUTTA	01/26/2004	Active	5	0	1	-1	-16.67%	6	21	1			P,S,T,M,VP SC	6		\$8.74
	Exc Award (06/30/2016, 06/30/2018)																
51889	TUMBES MIGUEL GRAU	07/11/1991	Active	16	1	2	-1	-5.88%	17	3	1			P,S,T,M,VP SC	1		\$56.50
	Exc Award (06/30/2016, 06/30/2020, 06/30/2021)																
47003	VIRU	03/04/1987	Active	24	1	1	0	0.00%	24	0	1			P,S,T,M,VP SC	1		\$1,112.00
	Exc Award (06/30/2017, 06/30/2018, 06/30/2019)																
138761	Zarumilla San Judas Tadeo	06/24/2019	Active(1)	12	1	5	-4	-25.00%	16	4	0			P,S,T,M,VP SC	2		\$54.00
	Exc Award (06/30/2023)																


Clubs Cancelled Previous Fiscal Year – Clubs Cancelled within last 12 months may be reinstated

Club Number	Club Name	Charter Date	Current Status*	Cancellation Date
140731	Chimbote San Pedrito	01/31/2020	Cancelled(8*)	07/29/2023
144336	Cuidad de Dios	12/23/2020	Cancelled(8*)	12/29/2023
151062	Trujillo Amigos Para Siempre	06/08/2022	Cancelled(8*)	12/29/2023
110044	TRUJILLO UNIDOS EN EL SERVICIO	01/10/2011	Cancelled(8*)	02/29/2024

Current Total Clubs Count	YTD New Clubs Count	YTD Cancelled Clubs Count	YTD Net Club Gain	Current Total Members Count	YTD Add	YTD Drop	YTD Net Growth	YTD Net Growth %	Member Count 12 Months Ago	Average Member Count Per Club	% of Clubs with less than 20 members	% No MMR in 3 Months	% No Officer Report in 12 Months	% of Clubs with balance 90+ days	Number of Clubs in Status Quo	% Status Quo Clubs in Financial Suspension	Number of Cancelled Clubs	Average Cancelled Club Age	Members Lost Due to Cancellation	% of Clubs Cancelled for Non-Financial Reasons
131	7	0	7	2,652	490	468	22	0.84%	2,630	20	56%	15%	0%	6%	0	0%	0	0	0	0%




Club Health Assessment for District H 1 through June 2025

			Status	Membership							Reports					Finance	LCIF
Club Number	Club Name	Charter Date		Current Member Count	YTD Members Added	YTD Members Dropped	YTD Net Growth	YTD Net Growth%	Member Count 12 Months Ago	Avg. length of service for dropped members	Months Since Last MMR ***	Yrs. Since Last Officer Report	President Rotation	Vice President Reported ****	Months Since Last Activity Report ***	Account Balance	Donations for current Fiscal Year
			Number of times on status quo within last two years	If below 15 members appears				If net loss is greater than 20% appears			If no report in 3 months appears in	When more than one year appears in	Number of repeat terms	Notes the officers that do not have an active	If no report at 12 months appears in red		

* - P - Priority Club. Cancellation Reasons: 1-Objectives/conduct, 2-Non-active club, 5-Non-existing club, 6-Disbanding, 7-Merger, 8-Financial Suspension, 9-District/Multiple District Dues.
** - Abbreviation: P-President, S-Secretary, T-Treasurer, M-Member Chairperson, VP-First Vice President, MC-Communications Chairperson, SC-Service Chairperson
*** - Abbreviation: N/R - Never reported using the Lions Clubs website, N/A - Not applicable, No password registered for the Lions Clubs website.
**** - Abbreviation: N - New, IP - Immediate Past, R - Repeat.



Club Health Assessment for District H 2 through June 2025

			Status	Membership						Reports					Finance		LCIF	
Club Number	Club Name	Charter Date		Current Member Count	YTD Members Added	YTD Members Dropped	YTD Net Growth	YTD Net Growth%	Member Count 12 Months Ago	Avg. length of service for dropped members	Months Since Last MMR ***	Yrs. Since Last Officer Report	President Rotation	Vice President Reported ****	Months Since Last Activity Report ***	Account Balance	Donations for current Fiscal Year	
			Number of times on status quo within last two years	If below 15 members appears			If net loss is greater than 20% appears				If no report in 3 months appears in	When more than one year appears in	Number of repeat terms	Notes the officers that do not have appears in an active		If no report at 12 months red		
Clubs less than two years old																		
172378	Arequipa Chiguata	06/21/2024	Active(1)	26	6	0	6	30.00%	20		0		2	P,S,T,M,VP SC	1		\$40.00	
177753	Arequipa Dejando Huellas con Amor	09/05/2024	Active	23	23	0	23	100.00%	0		0		3	P,S,T,M,VP SC	1		\$140.00	
179772	Arequipa Sirviendo con Amor	03/14/2025	Active	25	26	1	25	100.00%	0	0	1			P,S,T,M,VP SC	1			
182276	Camana Hermosa	06/03/2025	Newly Chartered	23	23	0	23	100.00%	0		0			P,S,T,M,VP SC	0			
177825	Juliaca Ciudad de Los Vientos	04/23/2025	Newly Chartered	21	21	0	21	100.00%	0		0			P,S,T,M,VP SC	1			
177525	Peru Estrellas Del Sur	09/04/2024	Active	25	27	2	25	100.00%	0	0	0			P,S,T,M,VP SC	1		\$1,140.00	
182808	Peru Los Chankas	06/26/2025	Newly Chartered	20	20	0	20	100.00%	0		0			P,S,T,M,VP SC	N/R			
179170	Puno Peru Central	12/11/2024	Active(1)	20	20	0	20	100.00%	0		0			P,S,T,M,VP SC	6		\$30.00	
157798	Sicuani	03/28/2024	Active	20	4	8	-4	-16.67%	24	1	1		2	P,S,T,M,VP SC	4		\$20.00	
158050	Tacna Las Bugambilias	04/11/2024	Active	27	7	5	2	8.00%	25	1	0		3	P,S,T,M,VP SC	0		\$280.00	
Clubs more than two years old																		
136353	Abancay Nuevo	08/31/2018	Active(3)	11	11	22	-11	-50.00%	22	7	4		2	P,S,T,M,VP SC	4	90+ Days		
16235	AREQUIPA	03/10/1948	Active	28	1	9	-8	-22.22%	36	11	0			P,S,T,M,VP SC	9		\$1,210.00	
Exc Award (06/30/2018, 06/30/2019)																		
62101	AREQUIPA ARMONIA	06/14/1999	Active	35	12	2	10	40.00%	25	14	0		2	P,S,T,M,VP SC	0		\$173.00	
Exc Award (06/30/2018, 06/30/2019, 06/30/20)																		
125991	Arequipa Centenario	10/30/2015	Active(1)	20	5	3	2	11.11%	18	6	0			P,S,T,M,VP SC	0		\$10.00	
Exc Award (06/30/2020)																		
134610	Arequipa Construyendo Esperanza	04/25/2018	Active(2)	6	4	0	4	200.00%	2		9		3	P,S,T,M,VP SC	3			
138662	Arequipa Corazones Solidarios	06/21/2019	Cancelled(6*)	0	0	3	-3	-100.00%	3	8	4		None	P,S,T,M,VP SC	17			
125763	Arequipa Generacion Lider	09/30/2015	Active	13	3	7	-4	-23.53%	17	5	1			P,S,T,M,VP SC	0		\$100.00	
Exc Award (06/30/2018, 06/30/2020, 06/30/20)																		
82350	AREQUIPA JOSE LUIS BUSTAMANTE Y RIVERO	05/18/2004	Active	20	4	9	-5	-20.00%	25	7	0			P,S,T,M,VP SC	0		\$40.00	



Club Health Assessment for District H 2 through June 2025

			Status	Membership							Reports					Finance	LCIF
Club Number	Club Name	Charter Date		Current Member Count	YTD Members Added	YTD Members Dropped	YTD Net Growth	YTD Net Growth%	Member Count 12 Months Ago	Avg. length of service for dropped members	Months Since Last MMR ***	Yrs. Since Last Officer Report	President Rotation	Vice President Reported ****	Months Since Last Activity Report ***	Account Balance	Donations for current Fiscal Year
			Number of times on status quo within last two years	If below 15 members appears				If net loss is greater than 20% appears			If no report in 3 months appears in	When more than one year appears in	Number of repeat terms	Notes the officers that do not have an active	If no report at 12 months appears in red		
Exc Award (06/30/2018, 06/30/2019, 06/30/2020)																	
117456 AREQUIPA LEONES DEL MISTI	07/30/2012		Active	21	0	1	-1	-4.55%	22	8	6			P,S,T,M,VP SC	0		
Exc Award (06/30/2022, 06/30/2023)																	
143725 Arequipa Liderando el Cambio	12/23/2020		Active(2)	3	0	8	-8	-72.73%	11	3	0			P,S,T,M,VP SC	8		
Exc Award (06/30/2023)																	
99541 Arequipa Lideres en el Servicio	11/01/2007		Active	13	2	5	-3	-18.75%	16	4	0		2	P,S,T,M,VP SC	6		\$10.00
Exc Award (06/30/2018)																	
125871 Arequipa Los Characatos	09/30/2015		Active	7	1	6	-5	-41.67%	12	6	0		3	P,S,T,M,VP SC	7		\$30.00
Exc Award (06/30/2018, 06/30/2020, 06/30/2023)																	
136481 Arequipa Los Franciscanos	09/27/2018		Cancelled(8*)	0	0	6	-6	-100.00%	6	6	6		None	P,S,T,M,VP SC	10	90+ Days	
32939 AREQUIPA MIRAFLORES	11/10/1976		Active	32	6	12	-6	-15.79%	38	4	0			P,S,T,M,VP SC	0		\$61.00
Exc Award (06/30/2018, 06/30/2023)																	
16236 AREQUIPA PAUCARPATA	05/25/1973		Active	23	1	1	0	0.00%	23	1	3			P,S,T,M,VP SC	0		\$240.00
Exc Award (06/30/2018, 06/30/2019, 06/30/2020)																	
64090 AREQUIPA SELVA ALEGRE	03/22/2001		Active	24	0	0	0	0.00%	24		9			P,S,T,M,VP SC	6	90+ Days	\$30.00
Exc Award (06/30/2018, 06/30/2020, 06/30/2023)																	
133314 Arequipa Unidos En El Servicio	12/18/2017		Active(1)	16	1	3	-2	-11.11%	18	12	4		None	P,S,T,M,VP SC	8	90+ Days	
Exc Award (06/30/2020, 06/30/2023)																	
154315 Calca - Valle Sagrado de Los Inkas	05/05/2023		Active	1	4	13	-9	-90.00%	10	2	0		3	P,S,T,M,VP SC	1		
16240 CAMANA	03/21/1958		Active	40	1	3	-2	-4.76%	42	20	0			P,S,T,M,VP SC	0		\$1,290.00
Exc Award (06/30/2019, 06/30/2020, 06/30/2023)																	
120641 Cayma "Bello Horizonte"	11/11/2013		Active(1)	8	2	3	-1	-11.11%	9	1	0			P,S,T,M,VP SC	6		
77863 CORIRE VALLE DE MAJES	12/22/2003		Active	31	1	5	-4	-11.43%	35	13	0			P,S,T,M,VP SC	1		\$40.00
Exc Award (06/30/2018)																	
16243 CUSCO	06/26/1947		Active	46	10	4	6	15.00%	40	18	0			P,S,T,M,VP SC	1		\$120.00
Exc Award (06/30/2023)																	
59351 CUSCO AMANECER	04/01/1997		Active(3)	8	0	0	0	0.00%	8		10		4	P,S,T,M,VP SC	11		\$60.00
Exc Award (06/30/2018, 06/30/2020)																	



Club Health Assessment for District H 2 through June 2025

			Status	Membership							Reports					Finance		LCIF
Club Number	Club Name	Charter Date		Current Member Count	YTD Members Added	YTD Members Dropped	YTD Net Growth	YTD Net Growth%	Member Count 12 Months Ago	Avg. length of service for dropped members	Months Since Last MMR ***	Yrs. Since Last Officer Report	President Rotation	Vice President Reported ****	Months Since Last Activity Report ***	Account Balance	Donations for current Fiscal Year	
			Number of times on status quo within last two years	If below 15 members appears				If net loss is greater than 20% appears			If no report in 3 months appears in	When more than one year appears in	Number of repeat terms	Notes the officers that do not have an active	If no report at 12 months appears in red			
133812	Cusco Centenario	04/30/2018	Active	32	11	6	5	18.52%	27	3	0			P,S,T,M,VP SC	0		\$1,840.00	
	Exc Award (06/30/2020, 06/30/2021, 06/30/2022)																	
57623	CUSCO IMPERIAL	12/11/1995	Active	34	5	16	-11	-24.44%	45	9	0			P,S,T,M,VP SC	0		\$70.00	
	Exc Award (06/30/2018, 06/30/2020, 06/30/2022)																	
50697	CUSCO INCA	06/18/1990	Active(3)	19	2	4	-2	-9.52%	21	2	0			P,S,T,M,VP SC	1		\$95.00	
	Exc Award (06/30/2018, 06/30/2020, 06/30/2022)																	
126092	Cusco Koricancha	11/06/2015	Active(2)	11	22	11	11	100.00%	0	5	0		None	P,S,T,M,VP SC	2		\$40.00	
	Exc Award (06/30/2023)																	
111299	CUSCO LEON DE SAN JERÓNIMO	06/14/2011	Active	27	3	1	2	8.00%	25	3	1			P,S,T,M,VP SC	0		\$404.00	
	Exc Award (06/30/2017, 06/30/2018, 06/30/2022)																	
62436	CUSCO MILENIO	10/22/1999	Active	41	5	3	2	5.13%	39	4	1			P,S,T,M,VP SC	0		\$40.00	
	Exc Award (06/30/2021, 06/30/2023)																	
150488	Cusco Renacer	06/03/2022	Active(2)	28	7	5	2	7.69%	26	2	0			P,S,T,M,VP SC	3		\$1,250.00	
	Exc Award (06/30/2023, 06/30/2024)																	
138011	Cusco Sacsayhuaman	05/13/2019	Active(2)	22	8	3	5	29.41%	17	3	0			P,S,T,M,VP SC	6		\$530.00	
	Exc Award (06/30/2020, 06/30/2021, 06/30/2022)																	
142670	Cusco Samichay	08/20/2020	Active	30	7	0	7	30.43%	23		0			P,S,T,M,VP SC	0		\$4,380.00	
	Exc Award (06/30/2023, 06/30/2024)																	
57449	CUSCO SANTA ANA	10/23/1995	Active	24	2	1	1	4.35%	23	2	0			P,S,T,M,VP SC	2		\$1,010.00	
	Exc Award (06/30/2018, 06/30/2019, 06/30/2022)																	
33941	CUSCO SANTIAGO	05/27/1977	Active	23	2	3	-1	-4.17%	24	5	0			P,S,T,M,VP SC	5		\$1,295.00	
	Exc Award (06/30/2018, 06/30/2019, 06/30/2022)																	
133617	Cusco Uriel García	02/20/2018	Active	9	9	14	-5	-35.71%	14	5	0		2	P,S,T,M,VP SC	5			
134744	Cusco Yanapay	05/17/2018	Active	30	5	3	2	7.14%	28	3	1			P,S,T,M,VP SC	0		\$80.00	
	Exc Award (06/30/2019, 06/30/2020, 06/30/2022)																	
29220	HUANCHAC	04/30/1974	Active	31	8	3	5	19.23%	26	6	0			P,S,T,M,VP SC	1		\$90.00	
	Exc Award (06/30/2018, 06/30/2023)																	
16249	ILO	02/12/1964	Active(1)	11	0	2	-2	-15.38%	13	3	3			P,S,T,M,VP SC	10			
	Exc Award (06/30/2019, 06/30/2022)																	



Club Health Assessment for District H 2 through June 2025

			Status	Membership							Reports					Finance		LCIF
Club Number	Club Name	Charter Date		Current Member Count	YTD Members Added	YTD Members Dropped	YTD Net Growth	YTD Net Growth%	Member Count 12 Months Ago	Avg. length of service for dropped members	Months Since Last MMR ***	Yrs. Since Last Officer Report	President Rotation	Vice President Reported ****	Months Since Last Activity Report ***	Account Balance	Donations for current Fiscal Year	
			Number of times on status quo within last two years	If below 15 members appears				If net loss is greater than 20% appears			If no report in 3 months appears in	When more than one year appears in	Number of repeat terms	Notes the officers that do not have an active	If no report at 12 months appears in red			
65498	ILO LA GLORIETA	06/05/2002	Active(1)	31	2	7	-5	-13.89%	36	3	0			P,S,T,M,VP SC	3	90+ Days	\$2,180.00	
Exc Award (06/30/2018, 06/30/2021, 06/30/2024)																		
127654	Ilo Pacocha	05/19/2016	Active(2)	13	4	1	3	30.00%	10	0	0			P,S,T,M,VP SC	0		\$40.00	
Exc Award (06/30/2021, 06/30/2023)																		
16253	JULIACA	12/05/1949	Active(1)	23	6	12	-6	-20.69%	29	8	0			P,S,T,M,VP SC	0		\$160.00	
Exc Award (06/30/2023)																		
127246	Juliaca Perla del Altiplano	05/12/2016	Active	13	4	14	-10	-43.48%	23	3	0			P,S,T,M,VP SC	0		\$40.00	
Exc Award (06/30/2018, 06/30/2024)																		
134427	Juliaca Serpentina Roja	06/21/2018	Active	11	0	0	0	0.00%	11		12			P,S,T,M,VP SC	0		\$60.00	
63897	LA CONVENCION	01/18/2001	Active	16	1	1	0	0.00%	16	3	0			P,S,T,M,VP SC	5	90+ Days		
Exc Award (06/30/2024)																		
64796	LUREN CAMANA	11/13/2001	Active(2)	2	4	29	-25	-92.59%	27	16	0		None	P,S,T,M,VP SC	6		\$1,050.00	
Exc Award (06/30/2020)																		
98570	MACHUPICCHU	02/15/2007	Active(1)	60	5	7	-2	-3.23%	62	9	0			P,S,T,M,VP SC	1		\$40.00	
Exc Award (06/30/2019, 06/30/2021, 06/30/2024)																		
16256	MOLLENDO	12/05/1949	Active	26	4	2	2	8.33%	24	4	1		2	P,S,T,M,VP SC	4		\$20.00	
Exc Award (06/30/2021)																		
16257	MOQUEGUA	02/18/1964	Active	50	7	5	2	4.17%	48	4	1			P,S,T,M,VP SC	0		\$460.00	
Exc Award (06/30/2018, 06/30/2023, 06/30/2024)																		
141369	Peru Experiencia de Vida	06/18/2020	Active(2)	18	3	1	2	12.50%	16	4	0			P,S,T,M,VP SC	4		\$2,560.00	
Exc Award (06/30/2021, 06/30/2023)																		
110900	PUERTO MALDONADO	04/26/2011	Active(3)	25	26	24	2	8.70%	23	9	4		None	P,S,T,M,VP SC	4			
MADRE DE DIOS																		
16261	PUNO	11/15/1949	Active	35	0	8	-8	-18.60%	43	6	1			P,S,T,M,VP SC	7		\$865.00	
Exc Award (06/30/2018, 06/30/2019, 06/30/2024)																		
118430	PUNO CIUDAD DE PLATA	12/11/2012	Active(2)	14	17	16	1	7.69%	13	5	0			P,S,T,M,VP SC	6	90+ Days		
Exc Award (06/30/2018, 06/30/2021)																		
144669	Puno Huajsapata	12/30/2020	Cancelled(8*)	0	0	10	-10	-100.00%	10	4	0	1	None	P,S,T,M,VP SC	7	90+ Days		
139275	Puno Lago Titicaca	08/02/2019	Cancelled(6*)	0	0	4	-4	-100.00%	4	3	6	1	None	P,S,T,M,VP SC	21			



Club Health Assessment for District H 2 through June 2025

			Status	Membership							Reports					Finance	LCIF
Club Number	Club Name	Charter Date		Current Member Count	YTD Members Added	YTD Members Dropped	YTD Net Growth	YTD Net Growth%	Member Count 12 Months Ago	Avg. length of service for dropped members	Months Since Last MMR ***	Yrs. Since Last Officer Report	President Rotation	Vice President Reported ****	Months Since Last Activity Report ***	Account Balance	Donations for current Fiscal Year
			Number of times on status quo within last two years	If below 15 members appears				If net loss is greater than 20% appears			If no report in 3 months appears in	When more than one year appears in	Number of repeat terms	Notes the officers that do not have an active	If no report at 12 months appears in red		
Exc Award (06/30/2020, 06/30/2023)																	
64717	PUNO SHALOM	10/15/2001	Active	21	7	7	0	0.00%	21	9	0			P,S,T,M,VP SC	1		\$1,900.00
Exc Award (06/30/2018, 06/30/2020, 06/30/2023)																	
16262	QUILLABAMBA	01/30/1964	Active(3)	7	0	8	-8	-53.33%	15	8	0			P,S,T,M,VP SC	6		
Exc Award (06/30/2020)																	
152793	Santa Rita de Sigvas	10/12/2022	Active(1)	13	0	7	-7	-35.00%	20	2	5			P,S,T,M,VP SC	8		\$1,030.00
16265	TACNA	11/16/1951	Active(1)	46	6	2	4	9.52%	42	1	0			P,S,T,M,VP SC	0		\$490.00
Exc Award (06/30/2020, 06/30/2023)																	
99665	TACNA LA HEROICA	06/18/2007	Active(1)	19	2	0	2	11.76%	17		0			P,S,T,M,VP SC	0		\$1,090.00
Exc Award (06/30/2018, 06/30/2021)																	
65371	TACNA LOS GRANADOS	05/28/2002	Active	59	7	3	4	7.27%	55	1	0			P,S,T,M,VP SC	0		\$1,890.00
Exc Award (06/30/2018, 06/30/2020, 06/30/2023)																	
154203	Tacna Prince	05/11/2023	Active(1)	28	3	0	3	12.00%	25		0			P,S,T,M,VP SC	5		\$350.00
125446	Villa El Pedregal - Majes	08/04/2015	Active	28	0	4	-4	-12.50%	32	2	1			P,S,T,M,VP SC	1		\$3,800.00
Exc Award (06/30/2019, 06/30/2020, 06/30/2023)																	
16268	YANAHUARA-UMACOLLO	09/27/1973	Active(2)	12	2	0	2	20.00%	10		7			P,S,T,M,VP SC	0		\$10.00
Exc Award (06/30/2021)																	


Clubs Cancelled Previous Fiscal Year – Clubs Cancelled within last 12 months may be reinstated

Club Number	Club Name	Charter Date	Current Status*	Cancellation Date
141867	Cusco T Ikariq	06/29/2020	Cancelled(8*)	08/29/2023
148099	Puno Central	08/25/2021	Cancelled(8*)	01/29/2024

Current Total Clubs Count	YTD New Clubs Count	YTD Cancelled Clubs Count	YTD Net Club Gain	Current Total Members Count	YTD Add	YTD Drop	YTD Net Growth	YTD Net Growth %	Member Count 12 Months Ago	Average Member Count Per Club	% of Clubs with less than 20 members	% No MMR in 3 Months	% No Officer Report in 12 Months	% of Clubs with balance 90+ days	Number of Clubs in Status Quo	% Status Quo Clubs in Financial Suspension	Number of Cancelled Clubs	Average Cancelled Club Age	Members Lost Due to Cancellation	% of Clubs Cancelled for Non-Financial Reasons
69	7	4	3	1,578	452	388	64	4.23%	1,514	23	36%	17%	0%	9%	0	0%	4	7	23	0%



Club Health Assessment for District H 2 through June 2025

			Status	Membership							Reports					Finance	LCIF
Club Number	Club Name	Charter Date		Current Member Count	YTD Members Added	YTD Members Dropped	YTD Net Growth	YTD Net Growth%	Member Count 12 Months Ago	Avg. length of service for dropped members	Months Since Last MMR ***	Yrs. Since Last Officer Report	President Rotation	Vice President Reported ****	Months Since Last Activity Report ***	Account Balance	Donations for current Fiscal Year
			Number of times on status quo within last two years	If below 15 members appears				If net loss is greater than 20% appears			If no report in 3 months appears in	When more than one year appears in	Number of repeat terms	Notes the officers that do not have an active	If no report at 12 months appears in red		

* - P - Priority Club. Cancellation Reasons: 1-Objectives/conduct, 2-Non-active club, 5-Non-existing club, 6-Disbanding, 7-Merger, 8-Financial Suspension, 9-District/Multiple District Dues.
** - Abbreviation: P-President, S-Secretary, T-Treasurer, M-Member Chairperson, VP-First Vice President, MC-Communications Chairperson, SC-Service Chairperson
*** - Abbreviation: N/R - Never reported using the Lions Clubs website, N/A - Not applicable, No password registered for the Lions Clubs website.
**** - Abbreviation: N - New, IP - Immediate Past, R - Repeat.



Club Health Assessment for District H 3 through June 2025

			Status	Membership							Reports					Finance		LCIF
Club Number	Club Name	Charter Date		Current Member Count	YTD Members Added	YTD Members Dropped	YTD Net Growth	YTD Net Growth%	Member Count 12 Months Ago	Avg. length of service for dropped members	Months Since Last MMR ***	Yrs. Since Last Officer Report	President Rotation	Vice President Reported ****	Months Since Last Activity Report ***	Account Balance	Donations for current Fiscal Year	
			Number of times on status quo within last two years	If below 15 members appears			If net loss is greater than 20% appears				If no report in 3 months appears in	When more than one year appears in	Number of repeat terms	Notes the officers that do not have an active	If no report at 12 months appears in red			
Clubs less than two years old																		
179536	Chilca Canete	11/08/2024	Active	21	21	0	21	100.00%	0		6			P,S,T,M,VP SC	N/R	90+ Days	\$50.00	
178966	Ica Corazon de Leon	02/10/2025	Active	25	25	0	25	100.00%	0		1			P,S,T,M,VP SC	N/R			
180205	Ica La Achirana del Inca	12/30/2024	Active	17	22	5	17	100.00%	0	0	0			P,S,T,M,VP SC	2			
172510	Lima Estrella de Italia	06/24/2024	Active	19	4	5	-1	-5.00%	20	1	1			P,S,T,M,VP SC	3			\$2.75
182082	Lima Visión Futura	05/02/2025	Newly Chartered	22	22	0	22	100.00%	0		1			P,S,T,M,VP SC	N/A			
172548	Lunahuana	06/24/2024	Active(1)	21	1	0	1	5.00%	20		2		2	P,S,T,M,VP SC	N/R			
179583	Salamanca Senor de los Milagros	11/12/2024	Active	18	27	9	18	100.00%	0	3	0		3	P,S,T,M,VP SC	0			
155752	San Isidro El Golf	09/12/2023	Active(1)	7	2	16	-14	-66.67%	21	1	0		2	P,S,T,M,VP SC	4			
157709	Santiago de Surco Sin Fronteras	03/20/2024	Active	48	0	2	-2	-4.00%	50	1	1			P,S,T,M,VP SC	12			
172236	Surco Del Valle	06/14/2024	Active	33	1	0	1	3.13%	32		3			P,S,T,M,VP SC	N/R			
156032	Surco Sin Fronteras	09/27/2023	Active	25	0	5	-5	-16.67%	30	1	0			P,S,T,M,VP SC	0		\$120.00	
Exc Award (06/30/2024)																		
Clubs more than two years old																		
37820	ATE VITARTE	12/19/1979	Active(1)	4	0	1	-1	-20.00%	5	25	0		None	P,S,T,M,VP SC	14			
16270	BARRANCO	11/14/1957	Active	22	3	3	0	0.00%	22	28	0			P,S,T,M,VP SC	0		\$1,250.00	
Exc Award (06/30/2017, 06/30/2019, 06/30/20																		
31642	CANETE	01/30/1976	Active(1)	31	4	6	-2	-6.06%	33	8	0			P,S,T,M,VP SC	15		\$60.00	
16273	CHACLACAYO	10/07/1960	Active(1)	11	0	5	-5	-31.25%	16	13	1		2	P,S,T,M,VP SC	1			
100261	CHINCHA VILLA DE ALMAGRO	09/25/2007	Active(1)	11	0	0	0	0.00%	11		12		4	P,S,T,M,VP SC	24+	90+ Days		
Exc Award (06/30/2017)																		
123534	Chorrillos Ciudad Heroica	11/03/2014	Active	20	4	1	3	17.65%	17	0	1			P,S,T,M,VP SC	1		\$4,472.00	
Exc Award (06/30/2021, 06/30/2023, 06/30/20																		
16275	CHOSICA	11/21/1963	Active	19	2	1	1	5.56%	18	0	0		2	P,S,T,M,VP SC	15			
Exc Award (06/30/2018, 06/30/2022)																		



Club Health Assessment for District H 3 through June 2025

			Status	Membership							Reports					Finance		LCIF
Club Number	Club Name	Charter Date		Current Member Count	YTD Members Added	YTD Members Dropped	YTD Net Growth	YTD Net Growth%	Member Count 12 Months Ago	Avg. length of service for dropped members	Months Since Last MMR ***	Yrs. Since Last Officer Report	President Rotation	Vice President Reported ****	Months Since Last Activity Report ***	Account Balance	Donations for current Fiscal Year	
			Number of times on status quo within last two years	If below 15 members appears				If net loss is greater than 20% appears			If no report in 3 months appears in	When more than one year appears in	Number of repeat terms	Notes the officers that do not have appears in an active	If no report at 12 months red			
16276	CIENEGUILLA	10/08/1971	Active(2)	13	0	0	0	0.00%	13		16		3	P,S,T,M,VP SC	24+			
	Exc Award (06/30/2017)																	
143926	Concepción	12/09/2020	Cancelled(8*)	0	2	13	-11	-100.00%	11	4	0		None	P,S,T,M,VP SC	1	90+ Days		
142852	EL TAMBO	09/04/2020	Active(2)	3	3	3	0	0.00%	3	3	0		5	P,S,T,M,VP SC	24			
64956	GIRASOLES	01/30/2002	Active(2)	10	1	8	-7	-41.18%	17	3	0			P,S,T,M,VP SC	12			
	Exc Award (06/30/2017, 06/30/2020, 06/30/2021)																	
149131	Huachipa Santa Teresa de Calcuta	12/03/2021	Active(2)	24	3	0	3	14.29%	21		2			P,S,T,M,VP SC	8			
140965	Huancayo	06/18/2020	Active(2)	18	8	12	-4	-18.18%	22	3	0			P,S,T,M,VP SC	6			
	Exc Award (06/30/2022, 06/30/2023)																	
140381	Huancayo Hatun Sonqo	04/24/2020	Cancelled(8*)	0	0	24	-24	-100.00%	24	3	6	1	None	P,S,T,M,VP SC	23	90+ Days		
	Exc Award (06/30/2023)																	
154901	Huancayo Lions Green	06/22/2023	Cancelled(8*)	0	0	20	-20	-100.00%	20	2	3		None	P,S,T,M,VP SC	N/A	90+ Days		
107913	HUANCAYO MADRE TERESA DE CALCUTA	03/25/2010	P- Active	5	0	1	-1	-16.67%	6	1	6			P,S,T,M,VP SC	3			
152557	Huancayo Perú Inka Solidario	09/01/2022	Active(1)	13	10	1	9	225.00%	4	0	0			P,S,T,M,VP SC	7			
16248	HUANCAYO SAN CARLOS	08/25/1971	Active	61	18	13	5	8.93%	56	6	0			P,S,T,M,VP SC	0		\$10,350.00	
	Exc Award (06/30/2021, 06/30/2022, 06/30/2023)																	
55562	HUANCAYO SAN FRANCISCO	04/15/1994	Active(2)	22	0	0	0	0.00%	22		1			P,S,T,M,VP SC	5		\$1,000.00	
	Exc Award (06/30/2023)																	
154902	Huancayo Santa Barbara	06/26/2023	Active(2)	14	14	20	-6	-30.00%	20	2	2		2	P,S,T,M,VP SC	N/R			
152827	Huancayo Sol Solidario	11/01/2022	Status Quo(2)	3	2	13	-11	-78.57%	14	3	0		3	P,S,T,M,VP SC	16	90+ Days		
16250	ICA	02/21/1948	Active(1)	23	4	7	-3	-11.54%	26	7	0			P,S,T,M,VP SC	0			
	Exc Award (06/30/2022)																	
142629	Ica Las Dunas	08/14/2020	Cancelled(8*)	0	0	4	-4	-100.00%	4	3	6		None	P,S,T,M,VP SC	24+	90+ Days		
151390	Ica Orovilca	06/20/2022	Cancelled(6*)	0	0	12	-12	-100.00%	12	2	4	1	None	P,S,T,M,VP SC	24+			
146513	Ica San Francisco de Asis	06/04/2021	Active(1)	5	1	3	-2	-28.57%	7	2	3			P,S,T,M,VP SC	0			
127707	Ica Señor de Luren	05/31/2016	Active(2)	7	7	10	-3	-30.00%	10	7	0			P,S,T,M,VP SC	23			



Club Health Assessment for District H 3 through June 2025

			Status	Membership							Reports					Finance	LCIF
Club Number	Club Name	Charter Date		Current Member Count	YTD Members Added	YTD Members Dropped	YTD Net Growth	YTD Net Growth%	Member Count 12 Months Ago	Avg. length of service for dropped members	Months Since Last MMR ***	Yrs. Since Last Officer Report	President Rotation	Vice President Reported ****	Months Since Last Activity Report ***	Account Balance	Donations for current Fiscal Year
			Number of times on status quo within last two years	If below 15 members appears				If net loss is greater than 20% appears			If no report in 3 months appears in	When more than one year appears in	Number of repeat terms	Notes the officers that do not have an active	If no report at 12 months appears in red		
136474	Ica Sol Eterno	09/20/2018	Active(2)	13	0	1	-1	-7.14%	14	2	0			P,S,T,M,VP SC	13		
	Exc Award (06/30/2020, 06/30/2023)																
148183	Ica Villa de Valverde	09/07/2021	Active(2)	3	1	2	-1	-25.00%	4	3	2			P,S,T,M,VP SC	24+		
121445	Ica-Huacachina	02/25/2014	Active(1)	23	0	4	-4	-14.81%	27	7	0			P,S,T,M,VP SC	0		\$50.00
	Exc Award (06/30/2021, 06/30/2023)																
140552	Jauja	01/23/2020	Active	4	0	0	0	0.00%	4		14	1	None	P,S,T,M,VP SC	24+		
128055	La Merced Chanchamayo	06/30/2016	Active(1)	3	0	5	-5	-62.50%	8	5	1		None	P,S,T,M,VP SC	18		\$10.00
27991	LA MOLINA	01/24/1974	Active(1)	13	3	8	-5	-27.78%	18	6	0			P,S,T,M,VP SC	7		
	Exc Award (06/30/2020)																
120824	La Molina "Leon de Corazon"	12/03/2013	Active	25	5	3	2	8.70%	23	2	0			P,S,T,M,VP SC	0		\$30.00
	Exc Award (06/30/2017, 06/30/2018, 06/30/2020)																
82464	LA MOLINA LA CAPILLA	05/26/2004	Active	14	2	2	0	0.00%	14	5	1		2	P,S,T,M,VP SC	1		\$108.00
	Exc Award (06/30/2017, 06/30/2020, 06/30/2023)																
61337	LA MOLINA LA PLANICIE	12/09/1998	Active	5	0	1	-1	-16.67%	6	26	0			P,S,T,M,VP SC	11		\$5.50
46480	LA MOLINA NORTE	07/23/1986	Active(1)	23	6	1	5	27.78%	18	26	0			P,S,T,M,VP SC	6		\$614.00
	Exc Award (06/30/2017, 06/30/2020, 06/30/2023)																
99574	LA MOLINA PADRE HUBERT LANSSIERS	06/11/2007	Active	23	5	9	-4	-14.81%	27	11	0			P,S,T,M,VP SC	0		\$200.00
	Exc Award (06/30/2018, 06/30/2020, 06/30/2023)																
65499	LA MOLINA SANTA PATRICIA	06/11/2002	Active	18	0	2	-2	-10.00%	20	5	6			P,S,T,M,VP SC	5		
	Exc Award (06/30/2023, 06/30/2024)																
151537	La Molina Sin Fronteras	06/27/2022	Active	21	5	11	-6	-22.22%	27	4	0			P,S,T,M,VP SC	0		
	Exc Award (06/30/2023)																
16254	LA OROYA	11/13/1953	Active	31	1	1	0	0.00%	31	15	1		2	P,S,T,M,VP SC	0		\$150.00
50977	LIMA CAMACHO DE LA MOLINA	10/12/1990	Active	4	0	0	0	0.00%	4		12		2	P,S,T,M,VP SC	24+		
57547	LIMA LA RECOLETA	11/14/1995	Active	17	0	4	-4	-19.05%	21	25	0		2	P,S,T,M,VP SC	2		\$2.75
	Exc Award (06/30/2018, 06/30/2022, 06/30/2023)																
88405	LIMA LAS LOMAS DE SURCO	05/24/2005	Active	21	3	1	2	10.53%	19	0	1			P,S,T,M,VP SC	0		\$20.00
	Exc Award (06/30/2017, 06/30/2020, 06/30/2023)																



Club Health Assessment for District H 3 through June 2025

			Status	Membership							Reports					Finance		LCIF
Club Number	Club Name	Charter Date		Current Member Count	YTD Members Added	YTD Members Dropped	YTD Net Growth	YTD Net Growth%	Member Count 12 Months Ago	Avg. length of service for dropped members	Months Since Last MMR ***	Yrs. Since Last Officer Report	President Rotation	Vice President Reported ****	Months Since Last Activity Report ***	Account Balance	Donations for current Fiscal Year	
			Number of times on status quo within last two years	If below 15 members appears				If net loss is greater than 20% appears			If no report in 3 months appears in	When more than one year appears in	Number of repeat terms	Notes the officers that do not have an active	If no report at 12 months appears in red			
154151	Lima Nuevo San Juan	04/26/2023	Cancelled(8*)	0	5	24	-19	-100.00%	19	2	0		None	P,S,T,M,VP SC	8	90+ Days	\$90.00	
Exc Award (06/30/2023)																		
92388	LIMA PAPA JUAN PABLO II	12/20/2005	Active	13	0	0	0	0.00%	13		15		2	P,S,T,M,VP SC	0		\$1,000.00	
Exc Award (06/30/2016, 06/30/2017, 06/30/2020)																		
154082	Lurigancho Villa del Sol	05/15/2023	Cancelled(8*)	0	0	11	-11	-100.00%	11	3	6	1	None	P,S,T,M,VP SC	N/R	90+ Days		
Exc Award (06/30/2023)																		
148801	Marcona Bicentenario	11/02/2021	Active	14	3	6	-3	-17.65%	17	3	0			P,S,T,M,VP SC	10			
54397	MARCONA PUERTO SAN JUAN DE MARCONA	04/27/1993	Active	57	5	5	0	0.00%	57	4	0			P,S,T,M,VP SC	1		\$535.00	
Exc Award (06/30/2017, 06/30/2020, 06/30/2021)																		
16288	MIRAFLORES	07/08/1954	Active	21	3	1	2	10.53%	19	11	1			P,S,T,M,VP SC	0		\$1,160.00	
Exc Award (06/30/2020, 06/30/2021, 06/30/2022)																		
131686	Miraflores Innovador del Centenario	06/27/2017	Active(2)	21	1	0	1	5.00%	20		0		2	P,S,T,M,VP SC	0			
Exc Award (06/30/2020, 06/30/2021)																		
118985	MIRAFLORES PERU FRATERNAL	03/20/2013	Active	31	3	1	2	6.90%	29	7	0			P,S,T,M,VP SC	0			
Exc Award (06/30/2020, 06/30/2021, 06/30/2022)																		
16289	MIRAFLORES SAN ANTONIO	09/16/1961	Active	32	2	0	2	6.67%	30		0			P,S,T,M,VP SC	0		\$640.00	
Exc Award (06/30/2021)																		
37160	MONTERRICO	05/29/1979	Active(1)	17	0	3	-3	-15.00%	20	15	0			P,S,T,M,VP SC	4		\$100.00	
Exc Award (06/30/2022, 06/30/2023)																		
36382	MONTERRICO-NORTE	12/19/1978	Active(1)	39	8	20	-12	-23.53%	51	2	0		2	P,S,T,M,VP SC	0		\$1,400.00	
Exc Award (06/30/2016, 06/30/2017, 06/30/2020)																		
82729	NASCA LINES	06/29/2004	Active	29	4	4	0	0.00%	29	2	0			P,S,T,M,VP SC	7		\$120.00	
Exc Award (06/30/2020, 06/30/2024)																		
106577	NASCA MARIA REICHE NEWMAN	09/22/2009	Active	49	6	5	1	2.08%	48	4	0			P,S,T,M,VP SC	1		\$200.00	
Exc Award (06/30/2016, 06/30/2017, 06/30/2020)																		
123539	Nasca San Francisco de Asis	11/03/2014	Active	23	2	6	-4	-14.81%	27	6	1			P,S,T,M,VP SC	4		\$200.00	
Exc Award (06/30/2017, 06/30/2018, 06/30/2020)																		
143632	Oxapampa	11/16/2020	Active	6	3	0	3	100.00%	3		0			P,S,T,M,VP SC	18			



Club Health Assessment for District H 3 through June 2025

			Status	Membership								Reports					Finance		LCIF
Club Number	Club Name	Charter Date		Current Member Count	YTD Members Added	YTD Members Dropped	YTD Net Growth	YTD Net Growth%	Member Count 12 Months Ago	Avg. length of service for dropped members	Months Since Last MMR ***	Yrs. Since Last Officer Report	President Rotation	Vice President Reported ****	Months Since Last Activity Report ***	Account Balance	Donations for current Fiscal Year		
			Number of times on status quo within last two years	If below 15 members appears					If net loss is greater than 20% appears			If no report in 3 months appears in	When more than one year appears in	Number of repeat terms	Notes the officers that do not have appears in an active red	If no report at 12 months appears in red			
144014	Pasco Villa Minera	12/14/2020	Active(4)	6	0	2	-2	-25.00%	8	4	0				P,S,T,M,VP SC	6			
16260	PISCO	07/19/1963	Active	13	7	2	5	62.50%	8	0	1				P,S,T,M,VP SC	6			
16298	SALAMANCA MONTEERRICO	01/20/1964	Active	17	0	3	-3	-15.00%	20	10	0				P,S,T,M,VP SC	0	\$1,947.75		
Exc Award (06/30/2018, 06/30/2021, 06/30/2022)																			
142133	Salamanca Sin Fronteras	07/10/2020	Active	49	5	4	1	2.08%	48	5	4		2		P,S,T,M,VP SC	3			
Exc Award (06/30/2024)																			
16309	SAN BORJA	02/23/1972	Active	24	4	2	2	9.09%	22	3	0				P,S,T,M,VP SC	0	\$500.00		
Exc Award (06/30/2020, 06/30/2022, 06/30/2023)																			
150710	San Borja Bicentenario	05/09/2022	Cancelled(8*)	0	0	9	-9	-100.00%	9	3	0		None		P,S,T,M,VP SC	22	90+ Days		
58368	SAN BORJA GUSTAVO LUNA DEMUTTI	06/06/1996	Active	14	1	2	-1	-6.67%	15	23	2		None		P,S,T,M,VP SC	0			
Exc Award (06/30/2017, 06/30/2023, 06/30/2024)																			
142573	San Borja Limatambo	08/10/2020	Active	20	6	3	3	17.65%	17	3	0		2		P,S,T,M,VP SC	0	\$70.00		
Exc Award (06/30/2021, 06/30/2022, 06/30/2023)																			
137141	San Borja Mas Allá del Horizonte	01/09/2019	Active	8	3	0	3	60.00%	5		0				P,S,T,M,VP SC	6	\$20.00		
Exc Award (06/30/2023)																			
16307	SAN BORJA PAPA JUAN XXIII	06/12/1972	Active	38	4	5	-1	-2.56%	39	13	2				P,S,T,M,VP SC	1	\$1,920.00		
Exc Award (06/30/2018, 06/30/2019, 06/30/2020)																			
82879	SAN BORJA ROSE AMANDA JONES	06/28/2004	Active	11	4	6	-2	-15.38%	13	4	0				P,S,T,M,VP SC	1			
Exc Award (06/30/2021, 06/30/2023, 06/30/2024)																			
88676	SAN BORJA SUR	06/29/2005	Active	10	0	0	0	0.00%	10		1		2		P,S,T,M,VP SC	0			
Exc Award (06/30/2021, 06/30/2023)																			
135979	San Borja Virgen De Guadalupe	07/17/2018	Active	16	1	1	0	0.00%	16	5	0				P,S,T,M,VP SC	1			
16296	SAN ISIDRO CORPAC	03/28/1973	Active(1)	11	2	5	-3	-21.43%	14	5	1				P,S,T,M,VP SC	1	\$10.00		
Exc Award (06/30/2020, 06/30/2021)																			
136284	San Juan Bautista de Lurigancho	08/22/2018	Cancelled(8*)	0	20	20	0	0.00%	0	4	9		None		P,S,T,M,VP SC	18	90+ Days		
Exc Award (06/30/2021)																			
29765	SAN RAMON	08/23/1974	Active(2)	2	0	0	0	0.00%	2		12		4		P,S,T,M,VP SC	N/R			



Club Health Assessment for District H 3 through June 2025

			Status	Membership							Reports					Finance		LCIF
Club Number	Club Name	Charter Date		Current Member Count	YTD Members Added	YTD Members Dropped	YTD Net Growth	YTD Net Growth%	Member Count 12 Months Ago	Avg. length of service for dropped members	Months Since Last MMR ***	Yrs. Since Last Officer Report	President Rotation	Vice President Reported ****	Months Since Last Activity Report ***	Account Balance	Donations for current Fiscal Year	
			Number of times on status quo within last two years	If below 15 members appears					If net loss is greater than 20% appears			If no report in 3 months appears in	When more than one year appears in	Number of repeat terms	Notes the officers that do not have an active	If no report at 12 months appears in red		
16302	SANTA ANITA	06/13/1967	Active	12	2	0	2	20.00%	10		0			P,S,T,M,VP SC	3		\$60.00	
83135	SANTA ANITA LOS FICUS	07/30/2004	Active	20	0	0	0	0.00%	20		1			P,S,T,M,VP SC	1			
Exc Award (06/30/2021, 06/30/2024)																		
65187	SANTA MARIA DE HUACHIPA	04/16/2002	Active	42	3	4	-1	-2.33%	43	8	0			P,S,T,M,VP SC	1		\$502.75	
Exc Award (06/30/2017, 06/30/2018, 06/30/20																		
123893	Santa Maria de Huachipa Ecologico	01/12/2015	Active	9	0	1	-1	-10.00%	10	2	0			P,S,T,M,VP SC	6			
Exc Award (06/30/2017)																		
16303	SANTIAGO DE SURCO	09/28/1962	Active	12	0	6	-6	-33.33%	18	6	0		2	P,S,T,M,VP SC	20			
52183	SANTIAGO DE SURCO LOS PROCERES	11/20/1991	Active	2	0	0	0	0.00%	2		15		14	P,S,T,M,VP SC	18			
131069	Santiago de Surco Los Viñedos	05/22/2017	Active	13	0	0	0	0.00%	13		15			P,S,T,M,VP SC	18	90+ Days		
137193	Surco Escalando Nuevas Montañas	01/17/2019	Active	22	0	5	-5	-18.52%	27	6	2			P,S,T,M,VP SC	0		\$40.00	
Exc Award (06/30/2020, 06/30/2021, 06/30/20																		
139199	Surco Fortaleza	07/11/2019	Active(1)	5	0	5	-5	-50.00%	10	4	0			P,S,T,M,VP SC	1		\$10.00	
Exc Award (06/30/2020, 06/30/2021, 06/30/20																		
64673	SURCO INTEGRACION	09/13/2001	Active	9	3	1	2	28.57%	7	6	0			P,S,T,M,VP SC	3			
Exc Award (06/30/2021)																		
33141	SURCO LA CAPULLANA	12/27/1976	Active	12	0	1	-1	-7.69%	13	48	0			P,S,T,M,VP SC	4		\$150.00	
Exc Award (06/30/2017, 06/30/2020, 06/30/20																		
63630	SURCO LOMA AMARILLA	10/24/2000	Active	17	1	1	0	0.00%	17	12	0			P,S,T,M,VP SC	5		\$115.92	
Exc Award (06/30/2016, 06/30/2017, 06/30/20																		
32802	SURCO LOS ROSALES	10/18/1976	Active	21	0	4	-4	-16.00%	25	3	0		2	P,S,T,M,VP SC	0		\$500.00	
Exc Award (06/30/2020, 06/30/2023, 06/30/20																		
116496	SURCO PADRE CESAR RIVERA	04/02/2012	Active	9	0	4	-4	-30.77%	13	12	0		6	P,S,T,M,VP SC	3			
Exc Award (06/30/2016)																		
34094	SURCO VALLE HERMOSO	06/27/1977	Active	22	1	2	-1	-4.35%	23	2	1		2	P,S,T,M,VP SC	0		\$200.00	
Exc Award (06/30/2016, 06/30/2017, 06/30/20																		
125822	Surco Virgen del Carmen	09/23/2015	Active	18	1	3	-2	-10.00%	20	5	0		2	P,S,T,M,VP SC	0		\$60.00	



Club Health Assessment for District H 3 through June 2025

			Status	Membership						Reports					Finance	LCIF	
Club Number	Club Name	Charter Date		Current Member Count	YTD Members Added	YTD Members Dropped	YTD Net Growth	YTD Net Growth%	Member Count 12 Months Ago	Avg. length of service for dropped members	Months Since Last MMR ***	Yrs. Since Last Officer Report	President Rotation	Vice President Reported ****	Months Since Last Activity Report ***	Account Balance	Donations for current Fiscal Year
			Number of times on status quo within last two years	If below 15 members appears				If net loss is greater than 20% appears			If no report in 3 months appears in	When more than one year appears in	Number of repeat terms	Notes the officers that do not have an active	If no report at 12 months appears in red		
Exc Award (06/30/2021, 06/30/2022, 06/30/2023)																	
147544	Surquillo Bicentenario Libertad Universal	07/12/2021	Active	18	5	10	-5	-21.74%	23	3	0		None	P,S,T,M,VP SC	2		\$1,000.00
144469	Tarma	12/28/2020	Active(3)	4	0	1	-1	-20.00%	5	4	6			P,S,T,M,VP SC	N/R		

Clubs Cancelled Previous Fiscal Year – Clubs Cancelled within last 12 months may be reinstated

Club Number	Club Name	Charter Date	Current Status*	Cancellation Date
77971	SAN ISIDRO EL OLIVAR	12/18/2003	Cancelled(6*)	06/29/2024
149204	Satipo	01/05/2022	Cancelled(8*)	01/29/2024

Current Total Clubs Count	YTD New Clubs Count	YTD Cancelled Clubs Count	YTD Net Club Gain	Current Total Members Count	YTD Add	YTD Drop	YTD Net Growth	YTD Net Growth %	Member Count 12 Months Ago	Average Member Count Per Club	% of Clubs with less than 20 members	% No MMR in 3 Months	% No Officer Report in 12 Months	% of Clubs with balance 90+ days	Number of Clubs in Status Quo	% Status Quo Clubs in Financial Suspension	Number of Cancelled Clubs	Average Cancelled Club Age	Members Lost Due to Cancellation	% of Clubs Cancelled for Non-Financial Reasons
94	5	9	-4	1,714	360	476	-116	-6.34%	1,830	18	59%	16%	1%	4%	1	100%	9	6	137	0%

* - P - Priority Club. Cancellation Reasons: 1-Objectives/conduct, 2-Non-active club, 5-Non-existing club, 6-Disbanding, 7-Merger, 8-Financial Suspension, 9-District/Multiple District Dues.

** - Abbreviation: P-President, S-Secretary, T-Treasurer, M-Member Chairperson, VP-First Vice President, MC-Communications Chairperson, SC-Service Chairperson

*** - Abbreviation: N/R - Never reported using the Lions Clubs website, N/A - Not applicable, No password registered for the Lions Clubs website.

**** - Abbreviation: N - New, IP - Immediate Past, R - Repeat.



Club Health Assessment for District H 4 through June 2025

			Status	Membership							Reports					Finance		LCIF
Club Number	Club Name	Charter Date		Current Member Count	YTD Members Added	YTD Members Dropped	YTD Net Growth	YTD Net Growth%	Member Count 12 Months Ago	Avg. length of service for dropped members	Months Since Last MMR ***	Yrs. Since Last Officer Report	President Rotation	Vice President Reported ****	Months Since Last Activity Report ***	Account Balance	Donations for current Fiscal Year	
			Number of times on status quo within last two years	If below 15 members appears				If net loss is greater than 20% appears			If no report in 3 months appears in	When more than one year appears in	Number of repeat terms	Notes the officers that do not have an active	If no report at 12 months appears in red			
Clubs less than two years old																		
179251	Callao Dejando Huellas	11/19/2024	Active	30	33	3	30	100.00%	0	0	0			P,S,T,M,VP SC	N/R	90+ Days		
171948	Carabayllo Cristo Moreno de los Milagros	06/25/2024	Active	12	0	12	-12	-50.00%	24	1	0		None	P,S,T,M,VP SC	0	90+ Days		
182606	Lima Alcanzando Suenos Con Amor y Esperanza	06/04/2025	Newly Chartered	21	21	0	21	100.00%	0		0			P,S,T,M,VP SC	N/R			
174963	Lima Circulo Solidario	12/20/2024	Active	10	42	32	10	100.00%	0	2	0		2	P,S,T,M,VP SC	N/R	90+ Days		
179594	Lima Esmeralda	04/01/2025	Newly Chartered	21	21	0	21	100.00%	0		0			P,S,T,M,VP SC	N/R			
172213	Lima Pedro Paulet Mostajo	06/24/2024	Active	26	11	10	1	4.00%	25	1	0		2	P,S,T,M,VP SC	5		\$10.00	
181933	Lima Rugido Libre de Independencia	05/29/2025	Newly Chartered	23	28	5	23	100.00%	0	0	0			P,S,T,M,VP SC	N/R			
155966	Magdalena Don Bosco	09/14/2023	Active	20	14	23	-9	-31.03%	29	1	0			P,S,T,M,VP SC	0		\$10.00	
156614	Rioja Uniendo Corazones	11/09/2023	Active	18	6	8	-2	-10.00%	20	1	6		2	P,S,T,M,VP SC	N/R	90+ Days		
Clubs more than two years old																		
29218	BELLAVISTA-SAN JOSE Exc Award (06/30/2019)	04/30/1974	Active	47	21	3	18	62.07%	29	19	0			P,S,T,M,VP SC	1		\$40.00	
16196	CALLAO Exc Award (06/30/2017, 06/30/2018, 06/30/2020)	06/18/1949	Active	24	1	1	0	0.00%	24	3	3			P,S,T,M,VP SC	1		\$20.00	
144735	Callao San Antonio Inka	12/30/2020	Active	21	3	4	-1	-4.55%	22	4	0		2	P,S,T,M,VP SC	3			
34095	CANTO GRANDE Exc Award (06/30/2017, 06/30/2018, 06/30/2020)	06/27/1977	Active	31	0	2	-2	-6.06%	33	26	0			P,S,T,M,VP SC	0		\$1,908.00	
88424	CARABAYLLO Exc Award (06/30/2017, 06/30/2021, 06/30/2020)	05/25/2005	Active	35	3	4	-1	-2.78%	36	3	0			P,S,T,M,VP SC	4		\$70.00	
31810	COMAS Exc Award (06/30/2021, 06/30/2022, 06/30/2020)	03/03/1976	Active	41	10	5	5	13.89%	36	9	1			P,S,T,M,VP SC	0		\$1,533.00	
16213	IQUITOS Exc Award (06/30/2017)	04/04/1953	Active	57	6	4	2	3.64%	55	4	1			P,S,T,M,VP SC	2			
130978	Iquitos Centenario Eleodoro Vilcarromero Vega	05/17/2017	Active(1)	13	3	7	-4	-23.53%	17	3	0		None	P,S,T,M,VP SC	3			



Club Health Assessment for District H 4 through June 2025

			Status	Membership							Reports					Finance		LCIF
Club Number	Club Name	Charter Date		Current Member Count	YTD Members Added	YTD Members Dropped	YTD Net Growth	YTD Net Growth%	Member Count 12 Months Ago	Avg. length of service for dropped members	Months Since Last MMR ***	Yrs. Since Last Officer Report	President Rotation	Vice President Reported ****	Months Since Last Activity Report ***	Account Balance	Donations for current Fiscal Year	
			Number of times on status quo within last two years	If below 15 members appears				If net loss is greater than 20% appears			If no report in 3 months appears in	When more than one year appears in	Number of repeat terms	Notes the officers that do not have appears in an active	If no report at 12 months red			
Exc Award (06/30/2021)																		
82425	IQUITOS LAS BROMELIAS	05/25/2004	Active	53	2	2	0	0.00%	53	4	0			P,S,T,M,VP SC	1			
Exc Award (06/30/2021, 06/30/2023, 06/30/2024)																		
140930	Iquitos Maravilla Del Mundo- Rio Amazonas	03/09/2020	Active	14	11	11	0	0.00%	14	2	0			P,S,T,M,VP SC	6			
Exc Award (06/30/2023)																		
50283	IQUITOS SAN JUAN DE MIRAFLORES	03/16/1990	Active	37	3	7	-4	-9.76%	41	10	0			P,S,T,M,VP SC	5		\$20.00	
Exc Award (06/30/2018, 06/30/2023)																		
16285	JESUS MARIA	08/27/1961	Active	29	4	1	3	11.54%	26	4	1			P,S,T,M,VP SC	0		\$243.02	
Exc Award (06/30/2017, 06/30/2018, 06/30/2023)																		
132766	Jesus Maria Nuevo Centenario	09/29/2017	Active	20	10	3	7	53.85%	13	2	1			P,S,T,M,VP SC	6		\$310.00	
Exc Award (06/30/2018, 06/30/2021, 06/30/2023)																		
63206	JESUS MARIA NUEVO MILENIO	05/22/2000	Active	21	0	6	-6	-22.22%	27	2	1			P,S,T,M,VP SC	0		\$320.00	
Exc Award (06/30/2017, 06/30/2018, 06/30/2023)																		
152435	Juanjui	08/26/2022	Active	22	0	0	0	0.00%	22		9			P,S,T,M,VP SC	9	90+ Days		
Exc Award (06/30/2023)																		
16281	LA VICTORIA	03/10/1961	Active	19	1	1	0	0.00%	19	38	0			P,S,T,M,VP SC	6		\$30.00	
Exc Award (06/30/2023, 06/30/2024)																		
16282	LA VICTORIA BALCONCIL	06/03/1966	Active(1)	15	4	2	2	15.38%	13	17	1			P,S,T,M,VP SC	1		\$1,030.00	
16283	LA VICTORIA SAN CATALINA	01/24/1974	Active	15	0	7	-7	-31.82%	22	4	0			P,S,T,M,VP SC	0		\$10.00	
Exc Award (06/30/2023)																		
16284	LIMA	10/23/1944	Active	23	20	7	13	130.00%	10	25	0			P,S,T,M,VP SC	0		\$240.00	
Exc Award (06/30/2020, 06/30/2023)																		
139368	Lima Alborada	08/08/2019	Active	22	3	4	-1	-4.35%	23	4	0			P,S,T,M,VP SC	0		\$40.00	
Exc Award (06/30/2020, 06/30/2021, 06/30/2023)																		
143483	Lima Bicentenario Killary	11/13/2020	Active	9	2	5	-3	-25.00%	12	1	0		2	P,S,T,M,VP SC	0			
124687	Lima Centenario Aricma	04/30/2015	Active(1)	12	0	0	0	0.00%	12		12			P,S,T,M,VP SC	8	90+ Days		
Exc Award (06/30/2018, 06/30/2020)																		
128400	Lima Centenario Confraternidad	08/09/2016	Cancelled(8*)	0	0	20	-20	-100.00%	20	5	0		None	P,S,T,M,VP SC	6	90+ Days		



Club Health Assessment for District H 4 through June 2025

			Status	Membership							Reports					Finance		LCIF
Club Number	Club Name	Charter Date		Current Member Count	YTD Members Added	YTD Members Dropped	YTD Net Growth	YTD Net Growth%	Member Count 12 Months Ago	Avg. length of service for dropped members	Months Since Last MMR ***	Yrs. Since Last Officer Report	President Rotation	Vice President Reported ****	Months Since Last Activity Report ***	Account Balance	Donations for current Fiscal Year	
			Number of times on status quo within last two years	If below 15 members appears					If net loss is greater than 20% appears			If no report in 3 months appears in	When more than one year appears in	Number of repeat terms	Notes the officers that do not have appears in an active red	If no report at 12 months red		
Exc Award (06/30/2017)																		
130243	Lima Centenario Escalando Montañas	02/28/2017	Active	18	0	2	-2	-10.00%	20	5	0		2	P,S,T,M,VP SC	20			
130244	Lima Centenario Matiaza Rimache	02/27/2017	Active	24	23	35	-12	-33.33%	36	2	0			P,S,T,M,VP SC	1		\$240.00	
Exc Award (06/30/2020, 06/30/2021, 06/30/2022)																		
117527	LIMA CORAZON DE LEON	08/09/2012	Active(2)	8	1	0	1	14.29%	7		0			P,S,T,M,VP SC	15	90+ Days		
110621	LIMA DE INDEPENDENCIA	03/22/2011	Active	24	1	11	-10	-29.41%	34	4	0			P,S,T,M,VP SC	0		\$580.00	
Exc Award (06/30/2020, 06/30/2024)																		
52009	LIMA ELIO	09/13/1991	Active	13	0	2	-2	-13.33%	15	2	6			P,S,T,M,VP SC	0		\$30.00	
Exc Award (06/30/2017, 06/30/2018, 06/30/2022)																		
37822	LIMA LAS BRISAS	12/07/1979	Active	17	4	4	0	0.00%	17	5	0			P,S,T,M,VP SC	0		\$30.00	
Exc Award (06/30/2017, 06/30/2018)																		
151464	Lima Leones del Bicentenario	06/24/2022	Active	23	4	2	2	9.52%	21	1	0			P,S,T,M,VP SC	2		\$230.00	
Exc Award (06/30/2023, 06/30/2024)																		
131425	Lima Liyun Maltacuna	06/19/2017	Active	5	2	8	-6	-54.55%	11	7	0		None	P,S,T,M,VP SC	0	90+ Days	\$40.00	
Exc Award (06/30/2019, 06/30/2024)																		
143733	Lima Los Robles	12/02/2020	Active	20	1	3	-2	-9.09%	22	3	2			P,S,T,M,VP SC	0			
Exc Award (06/30/2022, 06/30/2023, 06/30/2024)																		
37054	LIMA MELVIN JONES	05/04/1979	Active	8	0	0	0	0.00%	8		14		13	P,S,T,M,VP SC	24+			
104824	LIMA NUEVO AMANECER	02/24/2009	Active(1)	11	0	2	-2	-15.38%	13	3	2			P,S,T,M,VP SC	0		\$20.00	
141619	Lima PGD Giovanni Cheme Angeles	06/09/2020	Active	19	8	11	-3	-13.64%	22	2	0		None	P,S,T,M,VP SC	8		\$1,030.00	
Exc Award (06/30/2021, 06/30/2023)																		
154841	Lima Renacer	06/22/2023	Active	14	1	8	-7	-33.33%	21	1	1		2	P,S,T,M,VP SC	6	90+ Days	\$10.00	
29850	LIMA SANTA BEATRIZ	10/11/1974	Active	24	5	2	3	14.29%	21	23	0			P,S,T,M,VP SC	0		\$260.00	
Exc Award (06/30/2017, 06/30/2018, 06/30/2022)																		
154792	Lima Servicio Nuestra Virtud y Fortaleza	06/22/2023	Cancelled(8*)	0	2	39	-37	-100.00%	37	1	3		None	P,S,T,M,VP SC	8	90+ Days		
16286	LINCE	12/09/1957	Active(1)	9	0	4	-4	-30.77%	13	10	0			P,S,T,M,VP SC	18	90+ Days		
77307	LINCE-AMISTAD	06/25/2003	Active	16	3	5	-2	-11.11%	18	8	0			P,S,T,M,VP SC	1		\$1,000.00	



Club Health Assessment for District H 4 through June 2025

			Status	Membership							Reports					Finance		LCIF
Club Number	Club Name	Charter Date		Current Member Count	YTD Members Added	YTD Members Dropped	YTD Net Growth	YTD Net Growth%	Member Count 12 Months Ago	Avg. length of service for dropped members	Months Since Last MMR ***	Yrs. Since Last Officer Report	President Rotation	Vice President Reported ****	Months Since Last Activity Report ***	Account Balance	Donations for current Fiscal Year	
			Number of times on status quo within last two years	If below 15 members appears					If net loss is greater than 20% appears			If no report in 3 months appears in	When more than one year appears in	Number of repeat terms	Notes the officers that do not have appears in an active	If no report at 12 months red		
132174	Exc Award (06/30/2017, 06/30/2020, 06/30/2023) Los Caballeros del Leon de Huanuco	07/31/2017	Active	26	2	6	-4	-13.33%	30	4	0			P,S,T,M,VP SC	0			
141275	Exc Award (06/30/2018, 06/30/2023) Los Olivos Oscar Olortegui Chavez	03/31/2020	Active	44	28	5	23	109.52%	21	3	0			P,S,T,M,VP SC	0		\$460.00	
16287	Exc Award (06/30/2023) MAGDALENA	07/25/1955	Active	14	0	0	0	0.00%	14		1		3	P,S,T,M,VP SC	1		\$40.00	
75988	Exc Award (06/30/2017, 06/30/2022, 06/30/2023) MAGDALENA EDMUNDO ARAMBULO PALACIOS	06/20/2003	Active	21	2	0	2	10.53%	19		9			P,S,T,M,VP SC	1		\$1,131.50	
136202	Exc Award (06/30/2017, 06/30/2023) Magdalena San Judas Tadeo	08/10/2018	Active	9	2	8	-6	-40.00%	15	2	0			P,S,T,M,VP SC	4			
43360	Exc Award (06/30/2023) MANGOMARCA	01/05/1984	Active	23	0	0	0	0.00%	23		12			P,S,T,M,VP SC	1		\$50.00	
149826	Exc Award (06/30/2017, 06/30/2023) Manos Solidarias	02/07/2022	Active	11	3	13	-10	-47.62%	21	2	1			P,S,T,M,VP SC	0			
16217	MOYOBAMBA	04/16/1963	Active(2)	19	1	2	-1	-5.00%	20	30	4		3	P,S,T,M,VP SC	6	90+ Days		
151093	Moyobamba -Las Orquideas	06/09/2022	Cancelled(8*)	0	14	33	-19	-100.00%	19	2	3		None	P,S,T,M,VP SC	6	90+ Days		
16220	PUCALLPA	10/24/1963	Active	14	0	8	-8	-36.36%	22	2	0			P,S,T,M,VP SC	13		\$10.00	
16292	Exc Award (06/30/2023) PUEBLO LIBRE	03/18/1958	Active	42	7	0	7	20.00%	35		0			P,S,T,M,VP SC	6		\$2,060.00	
123458	Exc Award (06/30/2020, 06/30/2021, 06/30/2023) Pueblo Libre - Maria Carmona Farfan	10/24/2014	Active	29	7	4	3	11.54%	26	5	0		2	P,S,T,M,VP SC	0		\$310.00	
61403	Exc Award (06/30/2021, 06/30/2022, 06/30/2023) PUEBLO LIBRE AMAZONAS	01/18/1999	Active	18	1	2	-1	-5.26%	19	4	0			P,S,T,M,VP SC	4			
143894	Exc Award (06/30/2020, 06/30/2021) Pueblo Libre Gilberto Diaz del Castillo	12/23/2020	Active	19	1	2	-1	-5.00%	20	2	6		2	P,S,T,M,VP SC	8		\$1,010.00	
139421	Exc Award (06/30/2021, 06/30/2022) Pueblo Libre Helen Keller	08/27/2019	Active	20	2	4	-2	-9.09%	22	2	0			P,S,T,M,VP SC	2		\$720.00	



Club Health Assessment for District H 4 through June 2025

			Status	Membership							Reports					Finance	LCIF
Club Number	Club Name	Charter Date		Current Member Count	YTD Members Added	YTD Members Dropped	YTD Net Growth	YTD Net Growth%	Member Count 12 Months Ago	Avg. length of service for dropped members	Months Since Last MMR ***	Yrs. Since Last Officer Report	President Rotation	Vice President Reported ****	Months Since Last Activity Report ***	Account Balance	Donations for current Fiscal Year
			Number of times on status quo within last two years	If below 15 members appears					If net loss is greater than 20% appears			If no report in 3 months appears in	When more than one year appears in	Number of repeat terms	Notes the officers that do not have an active	If no report at 12 months appears in red	
Exc Award (06/30/2021, 06/30/2022)																	
125266	Pueblo Libre Joe Preston	06/29/2015	Active	19	2	3	-1	-5.00%	20	1	6			P,S,T,M,VP SC	6		
Exc Award (06/30/2020, 06/30/2021)																	
151233	Pueblo Libre- Servir Con Amor	06/14/2022	Active	11	6	7	-1	-8.33%	12	4	0			P,S,T,M,VP SC	8		\$10.00
128324	Pueblo Libre Unidos Para Servir	07/26/2016	Active	26	4	2	2	8.33%	24	3	0			P,S,T,M,VP SC	0		
Exc Award (06/30/2021, 06/30/2022)																	
48286	PUNCHANA IQUITOS	03/22/1988	Active	30	12	6	6	25.00%	24	3	0		2	P,S,T,M,VP SC	0		
Exc Award (06/30/2018, 06/30/2023)																	
55607	RIMAC ALAMEDA DEL RIMAC	04/28/1994	Active	20	0	2	-2	-9.09%	22	5	0			P,S,T,M,VP SC	6		\$15.50
Exc Award (06/30/2021, 06/30/2023, 06/30/2024)																	
37428	S M DE PORRAS LOS OLIVOS	07/16/1979	Active	25	8	6	2	8.70%	23	7	1			P,S,T,M,VP SC	3		
Exc Award (06/30/2023)																	
42950	SAN LUIS JAVIER PRADO	07/07/1983	Active	48	4	12	-8	-14.29%	56	9	0			P,S,T,M,VP SC	0		\$843.00
Exc Award (06/30/2017, 06/30/2021, 06/30/2024)																	
37427	SAN LUIS VILLA JARDIN	07/16/1979	Active	42	4	5	-1	-2.33%	43	5	0			P,S,T,M,VP SC	2		
Exc Award (06/30/2017, 06/30/2018, 06/30/2024)																	
106978	SAN MARTIN	12/10/2009	Active	26	2	8	-6	-18.75%	32	1	0			P,S,T,M,VP SC	0		\$90.00
Exc Award (06/30/2023)																	
33697	SAN MARTIN DE P PANAMERICANA N	04/30/1977	Active	23	5	12	-7	-23.33%	30	4	0			P,S,T,M,VP SC	6		\$1,050.00
Exc Award (06/30/2017, 06/30/2019, 06/30/2024)																	
16299	SAN MARTIN DE PORRAS	03/02/1967	Active	6	0	0	0	0.00%	6		5			P,S,T,M,VP SC	10		
Exc Award (06/30/2023)																	
16301	SAN MIGUEL	10/16/1961	Active(1)	15	0	0	0	0.00%	15		15			P,S,T,M,VP SC	8		\$80.00
Exc Award (06/30/2019, 06/30/2021)																	
16300	SAN MIGUEL MARANGA	06/09/1967	Active	18	1	2	-1	-5.26%	19	17	0			P,S,T,M,VP SC	0		\$1,260.00
53790	SAN MIGUEL PANDO	11/06/1992	Active	10	0	4	-4	-28.57%	14	2	0		2	P,S,T,M,VP SC	1		\$20.00
Exc Award (06/30/2023)																	
16226	TARAPOTO	04/01/1958	Active	17	1	6	-5	-22.73%	22	3	0			P,S,T,M,VP SC	6		



Club Health Assessment for District H 4 through June 2025

			Status		Membership						Reports					Finance		LCIF		
Club Number	Club Name	Charter Date			Current Member Count	YTD Members Added	YTD Members Dropped	YTD Net Growth	YTD Net Growth%	Member Count 12 Months Ago	Avg. length of service for dropped members	Months Since Last MMR ***	Yrs. Since Last Officer Report	President Rotation	Vice President Reported ****	Months Since Last Activity Report ***	Account Balance	Donations for current Fiscal Year		
			Number of times on status quo within last two years		If below 15 members appears				If net loss is greater than 20% appears			If no report in 3 months appears in	When more than one year appears in	Number of repeat terms	Notes the officers that do not have an active	If no report at 12 months appears in red				
150134	Ventanilla Inka	03/16/2022	Active(2)		7	0	0	0	0.00%	7		12		2	P,S,T,M,VP SC	10	90+ Days	\$10.00		
32089	ZARATE	04/12/1976	Active		48	9	5	4	9.09%	44	13	0			P,S,T,M,VP SC	6		\$1,100.00		
Exc Award (06/30/2018, 06/30/2019, 06/30/20																				
Current Total Clubs Count	YTD New Clubs Count	YTD Cancelled Clubs Count	YTD Net Club Gain	Current Total Members Count	YTD Add	YTD Drop	YTD Net Growth	YTD Net Growth %	Member Count 12 Months Ago	Average Member Count Per Club	% of Clubs with less than 20 members	% No MMR in 3 Months	% No Officer Report in 12 Months	% of Clubs with balance 90+ days	Number of Clubs in Status Quo	% Status Quo Clubs in Financial Suspension	Number of Cancelled Clubs	Average Cancelled Club Age	Members Lost Due to Cancellation	% of Clubs Cancelled for Non-Financial Reasons
78	5	3	2	1,714	466	504	-38	-2.17%	1,752	22	46%	18%	0%	15%	0	0%	3	4	92	0%

* - P - Priority Club. Cancellation Reasons: 1-Objectives/conduct, 2-Non-active club, 5-Non-existing club, 6-Disbanding, 7-Merger, 8-Financial Suspension, 9-District/Multiple District Dues.

** - Abbreviation: P-President, S-Secretary, T-Treasurer, M-Member Chairperson, VP-First Vice President, MC-Communications Chairperson, SC-Service Chairperson

*** - Abbreviation: N/R - Never reported using the Lions Clubs website, N/A - Not applicable, No password registered for the Lions Clubs website.

**** - Abbreviation: N - New, IP - Immediate Past, R - Repeat.



Club Health Assessment for District J 1 through June 2025

			Status	Membership							Reports					Finance		LCIF
Club Number	Club Name	Charter Date		Current Member Count	YTD Members Added	YTD Members Dropped	YTD Net Growth	YTD Net Growth%	Member Count 12 Months Ago	Avg. length of service for dropped members	Months Since Last MMR ***	Yrs. Since Last Officer Report	President Rotation	Vice President Reported ****	Months Since Last Activity Report ***	Account Balance	Donations for current Fiscal Year	
			Number of times on status quo within last two years	If below 15 members appears				If net loss is greater than 20% appears			If no report in 3 months appears in	When more than one year appears in	Number of repeat terms	Notes the officers that do not have an active	If no report at 12 months appears in red			
Clubs less than two years old																		
172119	Colonia El General	06/11/2024	Active	15	2	7	-5	-25.00%	20	1	1		2	P,S,T,M,VP SC	2			
172160	Ecilda Paullier	06/12/2024	Active	21	1	0	1	5.00%	20		9		2	P,S,T,M,VP SC	0		\$93.00	
Clubs more than two years old																		
16364	ARTIGAS	04/07/1961	Active	40	5	3	2	5.26%	38	8	0			P,S,T,M,VP SC	0		\$458.00	
Exc Award (06/30/2018, 06/30/2020, 06/30/20																		
61168	BALTASAR BRUM	10/04/1998	Active	23	0	0	0	0.00%	23		3		2	P,S,T,M,VP SC	1		\$116.00	
Exc Award (06/30/2023)																		
52439	BELLA UNION TRES FRONTERAS	01/24/1992	Active(1)	19	0	5	-5	-20.83%	24	6	2		2	P,S,T,M,VP SC	1		\$212.00	
Exc Award (06/30/2017, 06/30/2018, 06/30/20																		
101541	CARDONA FLORENCIO SANCHEZ	03/27/2008	Active	39	1	1	0	0.00%	39	7	0			P,S,T,M,VP SC	0		\$346.00	
Exc Award (06/30/2017, 06/30/2018, 06/30/20																		
16367	CARMELO	03/06/1963	Active	20	1	1	0	0.00%	20	6	1			P,S,T,M,VP SC	0		\$280.00	
Exc Award (06/30/2017)																		
16368	COLONIA	11/03/1960	Active(1)	7	0	0	0	0.00%	7		0			P,S,T,M,VP SC	0		\$36.00	
146842	Colonia - Costa del Inmigrante Sinergia	06/24/2021	Active(1)	7	1	0	1	16.67%	6		1		2	P,S,T,M,VP SC	24+		\$24.00	
32803	COLONIA SUIZA	10/14/1976	Active	43	3	6	-3	-6.52%	46	6	0			P,S,T,M,VP SC	0		\$739.00	
Exc Award (06/30/2018, 06/30/2019, 06/30/20																		
82328	DOLORES DEL SAN SALVADOR	05/14/2004	Active	20	0	1	-1	-4.76%	21	7	2			P,S,T,M,VP SC	5		\$249.00	
Exc Award (06/30/2017, 06/30/2021)																		
16371	FRAY BENTOS	09/01/1957	Active	18	1	3	-2	-10.00%	20	15	2		3	P,S,T,M,VP SC	0		\$59.00	
Exc Award (06/30/2018, 06/30/2020)																		
59056	GUICHON	01/20/1997	Active	15	4	1	3	25.00%	12	0	0			P,S,T,M,VP SC	0		\$173.00	
Exc Award (06/30/2017)																		
16372	JOSE ENRIQUE RODO	04/03/1965	Active	30	8	0	8	36.36%	22		1			P,S,T,M,VP SC	5		\$213.00	
Exc Award (06/30/2020, 06/30/2023, 06/30/20																		
99018	JUAN LACAZE	04/04/2007	Active	19	0	3	-3	-13.64%	22	8	1			P,S,T,M,VP SC	0		\$178.00	



Club Health Assessment for District J 1 through June 2025

			Status	Membership							Reports					Finance		LCIF
Club Number	Club Name	Charter Date		Current Member Count	YTD Members Added	YTD Members Dropped	YTD Net Growth	YTD Net Growth%	Member Count 12 Months Ago	Avg. length of service for dropped members	Months Since Last MMR ***	Yrs. Since Last Officer Report	President Rotation	Vice President Reported ****	Months Since Last Activity Report ***	Account Balance	Donations for current Fiscal Year	
			Number of times on status quo within last two years	If below 15 members appears				If net loss is greater than 20% appears			If no report in 3 months appears in	When more than one year appears in	Number of repeat terms	Notes the officers that do not have an active	If no report at 12 months appears in red			
Exc Award (06/30/2017, 06/30/2020)																		
52817	LIBERTAD	04/03/1992	Active(1)	5	0	5	-5	-50.00%	10	18	6		2	P,S,T,M,VP SC	24+			
Exc Award (06/30/2018, 06/30/2020, 06/30/2024)																		
137199	Los Arrayanes	02/05/2019	Active	12	2	1	1	9.09%	11	1	0		4	P,S,T,M,VP SC	9		\$25.00	
Exc Award (06/30/2024)																		
16375	MERCEDES	12/10/1955	Active	59	4	5	-1	-1.67%	60	14	0			P,S,T,M,VP SC	2		\$47.00	
Exc Award (06/30/2017, 06/30/2019, 06/30/2020)																		
135083	Mercedes Centenario	06/13/2018	Active	53	7	3	4	8.16%	49	3	0			P,S,T,M,VP SC	0		\$1,196.00	
Exc Award (06/30/2020, 06/30/2021, 06/30/2022)																		
139781	Miguelete	09/23/2019	Active	29	0	3	-3	-9.38%	32	1	4			P,S,T,M,VP SC	0		\$308.00	
Exc Award (06/30/2020, 06/30/2021, 06/30/2022)																		
48816	MONTEVIDEO 33 ORIENTALES	07/14/1988	Active	10	2	6	-4	-28.57%	14	12	1			P,S,T,M,VP SC	6		\$121.00	
Exc Award (06/30/2017, 06/30/2021)																		
29529	MONTEVIDEO AGUADA	06/28/1974	Active	22	1	1	0	0.00%	22	19	0			P,S,T,M,VP SC	5		\$50.00	
Exc Award (06/30/2017, 06/30/2020, 06/30/2022)																		
16330	MONTEVIDEO ANFITRION	04/03/1951	Active	18	0	4	-4	-18.18%	22	11	0			P,S,T,M,VP SC	6		\$735.00	
Exc Award (06/30/2023)																		
34529	MONTEVIDEO ANSINA	10/14/1977	Active	17	0	4	-4	-19.05%	21	14	1		2	P,S,T,M,VP SC	0		\$90.00	
Exc Award (06/30/2017, 06/30/2018, 06/30/2020)																		
16337	MONTEVIDEO CERRO	11/16/1960	Active	11	1	3	-2	-15.38%	13	30	0			P,S,T,M,VP SC	6		\$60.00	
Exc Award (06/30/2018, 06/30/2020)																		
147881	Montevideo Dra Perla Temesio	11/01/2021	Active(1)	4	1	2	-1	-20.00%	5	4	0		4	P,S,T,M,VP SC	5			
150634	Montevideo Forjador De Sueños	05/18/2022	Active	6	1	0	1	20.00%	5		2		4	P,S,T,M,VP SC	4	90+ Days		
141617	Montevideo Grupo GAMMA	05/26/2020	Active	15	0	0	0	0.00%	15		0		2	P,S,T,M,VP SC	5			
49838	MONTEVIDEO JUANA DE ARCO	09/05/1989	Active	8	0	1	-1	-11.11%	9	25	3		6	P,S,T,M,VP SC	3		\$26.00	
Exc Award (06/30/2018, 06/30/2021)																		
147944	Montevideo Las Cadenas	02/11/2022	Active	9	0	7	-7	-43.75%	16	3	0		4	P,S,T,M,VP SC	6			



Club Health Assessment for District J 1 through June 2025

			Status	Membership							Reports					Finance		LCIF
Club Number	Club Name	Charter Date		Current Member Count	YTD Members Added	YTD Members Dropped	YTD Net Growth	YTD Net Growth%	Member Count 12 Months Ago	Avg. length of service for dropped members	Months Since Last MMR ***	Yrs. Since Last Officer Report	President Rotation	Vice President Reported ****	Months Since Last Activity Report ***	Account Balance	Donations for current Fiscal Year	
			Number of times on status quo within last two years	If below 15 members appears				If net loss is greater than 20% appears			If no report in 3 months appears in	When more than one year appears in	Number of repeat terms	Notes the officers that do not have appears in an active	If no report at 12 months red			
16347	MONTEVIDEO PASO DE LA ARENA Exc Award (06/30/2017, 06/30/2018, 06/30/20	09/20/1971	Active	7	1	1	0	0.00%	7	6	1		4	P,S,T,M,VP SC	3		\$18.00	
16342	MONTEVIDEO PASO DEL MOLINO BEL Exc Award (06/30/2017)	06/16/1972	Active	16	3	5	-2	-11.11%	18	3	1			P,S,T,M,VP SC	5		\$33.00	
59641	MONTEVIDEO S FELIPE Y SANTIAGO Exc Award (06/30/2017)	06/02/1997	Cancelled(8*)	0	0	10	-10	-100.00%	10	21	4	1	None	P,S,T,M,VP SC	24+	90+ Days		
16351	MONTEVIDEO SANTIAGO VAZQUEZ	06/16/1969	Active(4)	5	0	0	0	0.00%	5		0		4	P,S,T,M,VP SC	6			
30052	MTVDO AGRACIADA ARROYO SECO Exc Award (06/30/2017, 06/30/2018, 06/30/20	12/17/1974	Active	37	4	6	-2	-5.13%	39	12	0			P,S,T,M,VP SC	0		\$396.00	
16377	NUEVA BERLIN	09/13/1966	Active	8	1	2	-1	-11.11%	9	24	0		2	P,S,T,M,VP SC	0		\$93.00	
16378	NUEVA PALMIRA Exc Award (06/30/2017, 06/30/2020, 06/30/20	09/20/1967	Active	24	1	9	-8	-25.00%	32	1	0			P,S,T,M,VP SC	0		\$237.00	
16379	OMBUES DE LAVALLE Exc Award (06/30/2021)	02/28/1966	Active	12	3	4	-1	-7.69%	13	4	0			P,S,T,M,VP SC	6		\$279.00	
16380	PALMITAS	04/03/1965	Active	26	0	2	-2	-7.14%	28	50	0			P,S,T,M,VP SC	1			
16382	PAYSANDU Exc Award (06/30/2017, 06/30/2023)	03/08/1963	Active	35	0	3	-3	-7.89%	38	3	0			P,S,T,M,VP SC	0		\$841.00	
16387	RODRIGUEZ	06/18/1965	Active(1)	13	0	0	0	0.00%	13		24	1	None	P,S,T,M,VP SC	24+			
16388	ROSARIO Exc Award (06/30/2017, 06/30/2020, 06/30/20	06/19/1962	Active	25	0	5	-5	-16.67%	30	8	0			P,S,T,M,VP SC	0		\$100.00	
40131	SALTO AYUI Exc Award (06/30/2021, 06/30/2023)	06/30/1981	Active	22	1	4	-3	-12.00%	25	12	0		4	P,S,T,M,VP SC	0		\$119.00	
16390	SALTO CENTRO Exc Award (06/30/2020)	03/20/1958	Active(2)	9	3	6	-3	-25.00%	12	3	0		None	P,S,T,M,VP SC	5			
145919	Salto Comunicadores 19 de Abril	04/16/2021	Active	10	1	5	-4	-28.57%	14	5	4			P,S,T,M,VP SC	5		\$118.00	
141299	Salto Ibirapita Exc Award (06/30/2020)	04/10/2020	Cancelled(8*)	0	0	4	-4	-100.00%	4	5	0		None	P,S,T,M,VP SC	20	90+ Days		



Club Health Assessment for District J 1 through June 2025

			Status	Membership							Reports					Finance		LCIF
Club Number	Club Name	Charter Date		Current Member Count	YTD Members Added	YTD Members Dropped	YTD Net Growth	YTD Net Growth%	Member Count 12 Months Ago	Avg. length of service for dropped members	Months Since Last MMR ***	Yrs. Since Last Officer Report	President Rotation	Vice President Reported ****	Months Since Last Activity Report ***	Account Balance	Donations for current Fiscal Year	
			Number of times on status quo within last two years	If below 15 members appears				If net loss is greater than 20% appears			If no report in 3 months appears in	When more than one year appears in	Number of repeat terms	Notes the officers that do not have appears in an active	If no report at 12 months red			
53580	SALTO LOS AZAHARES	08/11/1992	Active	22	4	8	-4	-15.38%	27	3	8			P,S,T,M,VP SC	0			
	Exc Award (06/30/2017, 06/30/2018, 06/30/20																	
136692	Salto Universitario Res Non Verba	11/08/2018	Active	12	0	1	-1	-7.69%	13	3	0		None	P,S,T,M,VP SC	6	90+ Days	\$24.00	
	Exc Award (06/30/2021)																	
16391	SAN JOSE DE MAYO	12/01/1962	Active	22	3	6	-3	-12.00%	25	12	0			P,S,T,M,VP SC	10		\$289.00	
	Exc Award (06/30/2020, 06/30/2023)																	
16396	TARARIRAS	01/26/1973	Active	42	3	0	3	7.69%	39		2			P,S,T,M,VP SC	0		\$399.00	
	Exc Award (06/30/2020, 06/30/2023)																	
16400	VALDENSE	08/25/1963	Active	25	0	2	-2	-7.41%	27	12	0			P,S,T,M,VP SC	6		\$527.00	
	Exc Award (06/30/2018, 06/30/2020, 06/30/20																	
16402	YOUNG	06/01/1963	Active	15	0	0	0	0.00%	15		14		2	P,S,T,M,VP SC	0		\$127.00	
	Exc Award (06/30/2017, 06/30/2018, 06/30/20																	
149215	Young La Estacion	12/07/2021	Active	19	1	0	1	5.56%	18		11			P,S,T,M,VP SC	1		\$161.00	

Clubs Cancelled Previous Fiscal Year – Clubs Cancelled within last 12 months may be reinstated

Club Number	Club Name	Charter Date	Current Status*	Cancellation Date
150214	Montevideo Dr Rodolfo Talice	04/05/2022	Cancelled(8*)	12/29/2023
35186	RINCON DE LA BOLSA	03/10/1978	Cancelled(8*)	12/29/2023

Current Total Clubs Count	YTD New Clubs Count	YTD Cancelled Clubs Count	YTD Net Club Gain	Current Total Members Count	YTD Add	YTD Drop	YTD Net Growth	YTD Net Growth %	Member Count 12 Months Ago	Average Member Count Per Club	% of Clubs with less than 20 members	% No MMR in 3 Months	% No Officer Report in 12 Months	% of Clubs with balance 90+ days	Number of Clubs in Status Quo	% Status Quo Clubs in Financial Suspension	Number of Cancelled Clubs	Average Cancelled Club Age	Members Lost Due to Cancellation	% of Clubs Cancelled for Non-Financial Reasons
51	0	2	-2	1,020	75	159	-84	-7.61%	1,105	20	57%	20%	2%	4%	0	0%	2	40	14	-100%

* - P - Priority Club. Cancellation Reasons: 1-Objectives/conduct, 2-Non-active club, 5-Non-existing club, 6-Disbanding, 7-Merger, 8-Financial Suspension, 9-District/Multiple District Dues.

** - Abbreviation: P-President, S-Secretary, T-Treasurer, M-Member Chairperson, VP-First Vice President, MC-Communications Chairperson, SC-Service Chairperson

*** - Abbreviation: N/R - Never reported using the Lions Clubs website, N/A - Not applicable, No password registered for the Lions Clubs website.

**** - Abbreviation: N - New, IP - Immediate Past, R - Repeat.



Club Health Assessment for District J 2 through June 2025

			Status	Membership							Reports					Finance	LCIF	
Club Number	Club Name	Charter Date		Current Member Count	YTD Members Added	YTD Members Dropped	YTD Net Growth	YTD Net Growth%	Member Count 12 Months Ago	Avg. length of service for dropped members	Months Since Last MMR ***	Yrs. Since Last Officer Report	President Rotation	Vice President Reported ****	Months Since Last Activity Report ***	Account Balance	Donations for current Fiscal Year	
			Number of times on status quo within last two years	If below 15 members appears			If net loss is greater than 20% appears				If no report in 3 months appears in	When more than one year appears in	Number of repeat terms		Notes the officers that do not have an active	If no report at 12 months red		
Clubs less than two years old																		
179822	Tacuarembó Fraternidad	12/10/2024	Active	18	24	6	18	100.00%	0	0	0				P,S,T,M,VP SC	N/R		
Clubs more than two years old																		
76098	CIUDAD DE PASO DE LOS TOROS	10/07/2003	Active	20	0	0	0	0.00%	20		0				P,S,T,M,VP SC	0		\$921.00
16370	DURAZNO	04/14/1959	Active	28	0	1	-1	-3.45%	29	6	3		3		P,S,T,M,VP SC	24+		\$168.00
61885	DURAZNO SIGLO XXI	05/07/1999	Active	32	1	1	0	0.00%	32	24	3		2		P,S,T,M,VP SC	0	90+ Days	\$327.00
Exc Award (06/30/2024)																		
16320	FLORIDA	12/09/1965	Active	30	4	4	0	0.00%	30	5	2				P,S,T,M,VP SC	8		\$198.00
45693	FRAY MARCOS	01/20/1986	Active	35	5	0	5	16.67%	30		4				P,S,T,M,VP SC	0		\$43.00
16323	LA PAZ	05/07/1965	Active	28	2	2	0	0.00%	28	3	0				P,S,T,M,VP SC	1		\$339.00
Exc Award (06/30/2016, 06/30/2019, 06/30/2020)																		
16324	LAS PIEDRAS	12/30/1961	Active	21	1	5	-4	-16.00%	25	12	0				P,S,T,M,VP SC	14		\$95.00
154989	Minas de Corrales	06/29/2023	Active	18	3	3	0	0.00%	18	7	0				P,S,T,M,VP SC	0		\$118.00
28042	MONTEVIDEO BARRIO SUR PALERMO	02/18/1974	Active	12	6	1	5	71.43%	7	0	0				P,S,T,M,VP SC	15		\$12.00
16335	MONTEVIDEO COLON	12/07/1966	Active	19	0	0	0	0.00%	19		1		3		P,S,T,M,VP SC	18		\$91.00
56705	MONTEVIDEO NUEVA ERA	03/24/1995	Active	9	0	0	0	0.00%	9		1		4		P,S,T,M,VP SC	15		\$46.00
32490	MONTEVIDEO PENAROL VIEJO	06/28/1976	Active(1)	12	7	3	4	50.00%	8	13	0		2		P,S,T,M,VP SC	24+		
29410	MONTEVIDEO PUNTA CARRETA	05/29/1974	Active	32	5	4	1	3.23%	31	15	0				P,S,T,M,VP SC	0		\$73.00
Exc Award (06/30/2016, 06/30/2022)																		
16352	MONTEVIDEO SAYAGO	11/15/1965	Active	6	0	4	-4	-40.00%	10	13	1		None		P,S,T,M,VP SC	18		\$32.00
61187	MONTEVIDEO TERESA DE CALCUTA	10/19/1998	Active	6	0	0	0	0.00%	6		14		3		P,S,T,M,VP SC	11		\$15.00
Exc Award (06/30/2021)																		
30174	PROGRESO	01/24/1975	Active	18	4	2	2	12.50%	16	2	2		3		P,S,T,M,VP SC	11		
16385	RIVERA CHICO	05/24/1963	Active	43	13	7	6	16.22%	37	12	1				P,S,T,M,VP SC	0		\$30.00
Exc Award (06/30/2016)																		



Club Health Assessment for District J 2 through June 2025

			Status	Membership							Reports					Finance		LCIF
Club Number	Club Name	Charter Date		Current Member Count	YTD Members Added	YTD Members Dropped	YTD Net Growth	YTD Net Growth%	Member Count 12 Months Ago	Avg. length of service for dropped members	Months Since Last MMR ***	Yrs. Since Last Officer Report	President Rotation	Vice President Reported ****	Months Since Last Activity Report ***	Account Balance	Donations for current Fiscal Year	
			Number of times on status quo within last two years	If below 15 members appears				If net loss is greater than 20% appears			If no report in 3 months appears in	When more than one year appears in	Number of repeat terms	Notes the officers that do not have an active	If no report at 12 months appears in red			
146118	Rivera Juana de Oriol Exc Award (06/30/2024)	05/10/2021	Active	16	15	20	-5	-23.81%	21	4	0		None	P,S,T,M,VP SC	7		\$156.00	
150547	Rivera Leones de La Comunicacion	04/25/2022	Active	8	0	0	0	0.00%	8		14		4	P,S,T,M,VP SC	N/A		\$30.00	
16386	RIVERA LIVRAMENTO Exc Award (06/30/2023)	07/01/1956	Active	51	16	7	9	21.43%	42	14	0			P,S,T,M,VP SC	0		\$195.00	
58692	RIVERA ZONA ESTE-INTEGRACION Exc Award (06/30/2022)	09/17/1996	Active	42	0	5	-5	-10.64%	47	12	1			P,S,T,M,VP SC	1		\$246.00	
121055	Rivera Zona Sur Lagos del Norte	12/30/2013	Active	11	4	1	3	37.50%	8	0	0		3	P,S,T,M,VP SC	24+		\$36.00	
32618	SAN ANTONIO	07/21/1976	Active	12	3	2	1	9.09%	11	39	5			P,S,T,M,VP SC	24+		\$18.00	
16392	SAN GREGORIO	04/05/1970	Active	33	5	5	0	0.00%	33	15	0			P,S,T,M,VP SC	24		\$367.00	
16361	SANTA LUCIA	10/07/1962	Active	40	1	3	-2	-4.76%	42	4	0		None	P,S,T,M,VP SC	16		\$296.00	
16362	SARANDI GRANDE	12/02/1969	Active	19	1	2	-1	-5.00%	20	22	0			P,S,T,M,VP SC	10		\$24.00	
16394	TACUAREMBO	11/22/1957	Active	46	5	11	-6	-11.54%	52	9	0		None	P,S,T,M,VP SC	12		\$492.00	
61347	TALA	12/15/1998	Active	20	3	0	3	17.65%	17		0			P,S,T,M,VP SC	0		\$83.00	
16398	TRANQUERAS	12/01/1963	Active	13	2	0	2	18.18%	11		11			P,S,T,M,VP SC	24+		\$166.00	
16399	TRINIDAD	11/15/1962	Active	24	5	1	4	20.00%	20	10	2			P,S,T,M,VP SC	1		\$401.00	


Clubs Cancelled Previous Fiscal Year – Clubs Cancelled within last 12 months may be reinstated

Club Number	Club Name	Charter Date	Current Status*	Cancellation Date
140784	Nuevo Montevideo Hellen Keller	05/05/2020	Cancelled(6*)	05/29/2024

Current Total Clubs Count	YTD New Clubs Count	YTD Cancelled Clubs Count	YTD Net Club Gain	Current Total Members Count	YTD Add	YTD Drop	YTD Net Growth	YTD Net Growth %	Member Count 12 Months Ago	Average Member Count Per Club	% of Clubs with less than 20 members	% No MMR in 3 Months	% No Officer Report in 12 Months	% of Clubs with balance 90+ days	Number of Clubs in Status Quo	% Status Quo Clubs in Financial Suspension	Number of Cancelled Clubs	Average Cancelled Club Age	Members Lost Due to Cancellation	% of Clubs Cancelled for Non-Financial Reasons
31	1	0	1	722	135	100	35	5.09%	687	23	48%	23%	0%	3%	0	0%	0	0	0	0%



Club Health Assessment for District J 2 through June 2025

			Status	Membership							Reports					Finance	LCIF
Club Number	Club Name	Charter Date		Current Member Count	YTD Members Added	YTD Members Dropped	YTD Net Growth	YTD Net Growth%	Member Count 12 Months Ago	Avg. length of service for dropped members	Months Since Last MMR ***	Yrs. Since Last Officer Report	President Rotation	Vice President Reported ****	Months Since Last Activity Report ***	Account Balance	Donations for current Fiscal Year
			Number of times on status quo within last two years	If below 15 members appears				If net loss is greater than 20% appears			If no report in 3 months appears in	When more than one year appears in	Number of repeat terms	Notes the officers that do not have an active	If no report at 12 months appears in red		

* - P - Priority Club. Cancellation Reasons: 1-Objectives/conduct, 2-Non-active club, 5-Non-existing club, 6-Disbanding, 7-Merger, 8-Financial Suspension, 9-District/Multiple District Dues.
** - Abbreviation: P-President, S-Secretary, T-Treasurer, M-Member Chairperson, VP-First Vice President, MC-Communications Chairperson, SC-Service Chairperson
*** - Abbreviation: N/R - Never reported using the Lions Clubs website, N/A - Not applicable, No password registered for the Lions Clubs website.
**** - Abbreviation: N - New, IP - Immediate Past, R - Repeat.



Club Health Assessment for District J 3 through June 2025

			Status	Membership							Reports					Finance		LCIF
Club Number	Club Name	Charter Date		Current Member Count	YTD Members Added	YTD Members Dropped	YTD Net Growth	YTD Net Growth%	Member Count 12 Months Ago	Avg. length of service for dropped members	Months Since Last MMR ***	Yrs. Since Last Officer Report	President Rotation	Vice President Reported ****	Months Since Last Activity Report ***	Account Balance	Donations for current Fiscal Year	
			Number of times on status quo within last two years	If below 15 members appears					If net loss is greater than 20% appears				If no report in 3 months appears in	When more than one year appears in	Number of repeat terms	Notes the officers that do not have an active	If no report at 12 months appears in red	
Clubs less than two years old																		
182378	Barra de Chuy - Puimayen	05/28/2025	Newly Chartered	23	23	0	23	100.00%	0		0				P,S,T,M,VP SC	N/R		
182855	Montevideo Mercadotecnia Online	06/22/2025	Newly Chartered	23	24	1	23	100.00%	0	0	0				P,S,T,M,VP SC	N/A		
182476	Treinta y Tres Yermal	05/29/2025	Newly Chartered	21	22	1	21	100.00%	0	8	0				P,S,T,M,VP SC	N/R		
Clubs more than two years old																		
138702	Aiguá	06/27/2019	Active(1)	3	0	0	0	0.00%	3		17		None		P,S,T,M,VP SC	24+		
16311	ATLANTIDA	07/15/1965	Active	8	0	0	0	0.00%	8		13		4		P,S,T,M,VP SC	2		\$119.00
137969	Batlle y Ordoñez	04/22/2019	Active	35	0	2	-2	-5.41%	37	4	0				P,S,T,M,VP SC	10		\$499.00
16315	CANELONES SAUCE	02/17/1972	Active	36	2	1	1	2.86%	35	2	0				P,S,T,M,VP SC	0		\$211.00
Exc Award (06/30/2023)																		
16317	CASTILLOS	11/13/1965	Active	10	0	4	-4	-28.57%	14	4	2		2		P,S,T,M,VP SC	0		\$68.00
16318	CHUY	06/27/1965	Active	24	4	20	-16	-40.00%	40	1	1				P,S,T,M,VP SC	0		\$267.00
Exc Award (06/30/2018)																		
16319	EL PINAR	03/29/1973	Active	16	0	0	0	0.00%	16		15	1	None		P,S,T,M,VP SC	14		\$43.00
150226	Empalme Olmos Renacer	03/16/2022	Active	20	3	0	3	17.65%	17		0				P,S,T,M,VP SC	8		\$87.00
34017	FRAILE MUERTO	06/13/1977	Active	22	1	1	0	0.00%	22	5	1		None		P,S,T,M,VP SC	0		\$126.00
16321	JOSE PEDRO VARELA	09/22/1967	Active	15	2	0	2	15.38%	13		0				P,S,T,M,VP SC	15		\$24.00
16322	LA FLORESTA COSTA AZUL	01/18/1972	Active	32	5	2	3	10.34%	29	9	1				P,S,T,M,VP SC	0		\$279.00
152834	La Paloma del Sol	10/21/2022	Active	16	2	3	-1	-5.88%	17	12	0				P,S,T,M,VP SC	0		\$79.00
16325	LASCANO	02/20/1965	Active	41	3	4	-1	-2.38%	42	8	0				P,S,T,M,VP SC	7		\$280.00
Exc Award (06/30/2018)																		
33698	LOMAS DE SOLYMAR	04/25/1977	Active	14	3	3	0	0.00%	14	1	0				P,S,T,M,VP SC	3		\$112.00
16327	MALDONADO	08/01/1964	Active	21	4	8	-4	-16.00%	25	17	0		3		P,S,T,M,VP SC	21		\$2,211.80
148607	Manguera Azul	10/19/2021	Active	13	0	0	0	0.00%	13		24		3		P,S,T,M,VP SC	22		



Club Health Assessment for District J 3 through June 2025

			Status	Membership							Reports					Finance	LCIF
Club Number	Club Name	Charter Date		Current Member Count	YTD Members Added	YTD Members Dropped	YTD Net Growth	YTD Net Growth%	Member Count 12 Months Ago	Avg. length of service for dropped members	Months Since Last MMR ***	Yrs. Since Last Officer Report	President Rotation	Vice President Reported ****	Months Since Last Activity Report ***	Account Balance	Donations for current Fiscal Year
			Number of times on status quo within last two years	If below 15 members appears				If net loss is greater than 20% appears			If no report in 3 months appears in	When more than one year appears in	Number of repeat terms	Notes the officers that do not have an active	If no report at 12 months appears in red		
16374	MELO CERRO LARGO	05/10/1957	Active	12	1	5	-4	-25.00%	16	18	0			P,S,T,M,VP SC	20		\$161.00
16328	MINAS	12/14/1960	Active	12	1	0	1	9.09%	11		10		3	P,S,T,M,VP SC	2		\$87.00
	Exc Award (06/30/2023)																
31196	MONTEVIDEO B ITAL-PU DE RIELES	09/23/1975	Active	22	2	1	1	4.76%	21	2	0			P,S,T,M,VP SC	0		\$213.00
	Exc Award (06/30/2018, 06/30/2023, 06/30/2024)																
16334	MONTEVIDEO BUCEO	06/13/1963	Active	15	0	2	-2	-11.76%	17	23	0			P,S,T,M,VP SC	0		\$115.00
	Exc Award (06/30/2018)																
154940	Montevideo Diabetes	06/28/2023	Active	17	1	0	1	6.25%	16		3		4	P,S,T,M,VP SC	N/A		\$65.00
143954	Montevideo Equidad	12/13/2020	Active	33	7	5	2	6.45%	31	4	3			P,S,T,M,VP SC	0		\$148.00
	Exc Award (06/30/2023, 06/30/2024)																
54320	MONTEVIDEO INDEPENDENCIA	04/07/1993	Active	25	6	8	-2	-7.41%	27	6	0		3	P,S,T,M,VP SC	0		\$71.00
	Exc Award (06/30/2024)																
154458	Montevideo Los Amigos	06/02/2023	Active	11	3	9	-6	-35.29%	17	3	0			P,S,T,M,VP SC	N/R		\$12.00
16343	MONTEVIDEO MALVIN	12/17/1963	Active	28	0	2	-2	-6.67%	30	4	4			P,S,T,M,VP SC	4		\$414.00
	Exc Award (06/30/2018, 06/30/2023)																
106804	MONTEVIDEO NUEVO BUCEO	12/09/2009	Active	15	3	5	-2	-11.76%	17	6	0		2	P,S,T,M,VP SC	3		\$59.00
	Exc Award (06/30/2016, 06/30/2018, 06/30/2024)																
29291	MONTEVIDEO PIEDRAS BLANCAS	04/23/1974	Active	8	3	2	1	14.29%	7	4	0			P,S,T,M,VP SC	0		\$30.00
	Exc Award (06/30/2016, 06/30/2018, 06/30/2024)																
16350	MONTEVIDEO PUNTA GORDA	06/23/1967	Active	12	3	0	3	33.33%	9		5		4	P,S,T,M,VP SC	24		\$5.00
16353	MONTEVIDEO UNION	09/15/1956	Active	11	5	4	1	10.00%	10	5	0			P,S,T,M,VP SC	1		\$71.00
62929	PAN DE AZUCAR	03/17/2000	Active	19	1	3	-2	-9.52%	21	7	3		2	P,S,T,M,VP SC	3		\$116.00
	Exc Award (06/30/2018)																
16354	PANDO	12/18/1962	Active	41	3	4	-1	-2.38%	42	10	0			P,S,T,M,VP SC	9		\$136.00
	Exc Award (06/30/2018, 06/30/2019)																
16355	PARQUE DEL PLATA	09/17/1965	Active	8	2	5	-3	-27.27%	11	2	0		2	P,S,T,M,VP SC	0		\$79.00
	Exc Award (06/30/2018)																



Club Health Assessment for District J 3 through June 2025

			Status	Membership							Reports					Finance	LCIF
Club Number	Club Name	Charter Date		Current Member Count	YTD Members Added	YTD Members Dropped	YTD Net Growth	YTD Net Growth%	Member Count 12 Months Ago	Avg. length of service for dropped members	Months Since Last MMR ***	Yrs. Since Last Officer Report	President Rotation	Vice President Reported ****	Months Since Last Activity Report ***	Account Balance	Donations for current Fiscal Year
			Number of times on status quo within last two years	If below 15 members appears				If net loss is greater than 20% appears			If no report in 3 months appears in	When more than one year appears in	Number of repeat terms	Notes the officers that do not have appears in an active	If no report at 12 months red		
32804	PINAMAR	10/14/1976	Active	24	2	4	-2	-7.69%	26	11	1			P,S,T,M,VP SC	0		\$461.00
Exc Award (06/30/2018, 06/30/2021, 06/30/2023)																	
16356	PIRIAPOLIS	09/24/1965	Active	17	12	2	10	142.86%	7	1	0			P,S,T,M,VP SC	0		\$182.00
Exc Award (06/30/2018, 06/30/2023)																	
47556	PUEBLO ISIDORO NOBLIA	06/25/1987	Active	11	1	1	0	0.00%	11	31	0		2	P,S,T,M,VP SC	0		\$102.00
16357	PUNTA DEL ESTE	12/19/1963	Active	16	0	2	-2	-11.11%	18	9	1		2	P,S,T,M,VP SC	9		\$77.00
16358	ROCHA	05/12/1965	Active	25	1	4	-3	-10.71%	28	5	0			P,S,T,M,VP SC	0		\$208.00
Exc Award (06/30/2018)																	
135049	Rocha Sol Naciente	06/07/2018	Active	26	6	8	-2	-7.14%	28	4	0			P,S,T,M,VP SC	1		\$1,308.00
Exc Award (06/30/2021, 06/30/2023)																	
35958	SAN BAUTISTA	07/05/1978	Active	12	1	0	1	9.09%	11		5		2	P,S,T,M,VP SC	15		\$24.00
16359	SAN CARLOS	10/14/1965	Active	31	0	0	0	0.00%	31		12	1	None	P,S,T,M,VP SC	12		\$296.00
Exc Award (06/30/2017, 06/30/2018, 06/30/2020)																	
34455	SAN JOSE DE CARRASCO	09/26/1977	Active	10	0	0	0	0.00%	10		1		2	P,S,T,M,VP SC	0		\$171.00
Exc Award (06/30/2021)																	
30011	SAN RAMON	12/10/1974	Active	32	0	0	0	0.00%	32		1		3	P,S,T,M,VP SC	3		\$331.00
Exc Award (06/30/2016, 06/30/2018)																	
55727	SANTA CLARA DE OLIMAR TRE Y TR	05/25/1994	Active	17	1	5	-4	-19.05%	21	12	0			P,S,T,M,VP SC	0		\$158.00
141820	Santa Rosa Compromiso y Servicio	06/20/2020	Active	4	1	1	0	0.00%	4	0	0		None	P,S,T,M,VP SC	16		
33095	SHANGRILA	12/08/1976	Active	15	0	1	-1	-6.25%	16	2	7			P,S,T,M,VP SC	23		\$21.00
Exc Award (06/30/2018)																	
131570	Solis De Mataojo	06/27/2017	Active	21	0	0	0	0.00%	21		7			P,S,T,M,VP SC	0		\$515.00
Exc Award (06/30/2023, 06/30/2024)																	
124418	Toledo	03/19/2015	Active	10	1	0	1	11.11%	9		5	1	None	P,S,T,M,VP SC	16		\$30.00
16363	TREINTA Y TRES	06/28/1959	Active	32	0	6	-6	-15.79%	38	10	0			P,S,T,M,VP SC	0		\$1,618.00
Exc Award (06/30/2018, 06/30/2023)																	
154417	Treinta y Tres Olimar	05/19/2023	Active	36	6	2	4	12.50%	32	1	0			P,S,T,M,VP SC	N/A		\$214.00



Club Health Assessment for District J 3 through June 2025

			Status	Membership						Reports					Finance	LCIF	
Club Number	Club Name	Charter Date		Current Member Count	YTD Members Added	YTD Members Dropped	YTD Net Growth	YTD Net Growth%	Member Count 12 Months Ago	Avg. length of service for dropped members	Months Since Last MMR ***	Yrs. Since Last Officer Report	President Rotation	Vice President Reported ****	Months Since Last Activity Report ***	Account Balance	Donations for current Fiscal Year
			Number of times on status quo within last two years	If below 15 members appears				If net loss is greater than 20% appears			If no report in 3 months appears	When more than one year appears in	Number of repeat terms	Notes the officers that do not have an active	If no report at 12 months appears in red		
88807	TUPAMBAE	06/29/2005	Active	9	1	0	1	12.50%	8		0			P,S,T,M,VP SC	0		\$161.00
134841	Velázquez	05/23/2018	Active	12	0	0	0	0.00%	12		0			P,S,T,M,VP SC	0		\$98.00

Clubs Cancelled Previous Fiscal Year – Clubs Cancelled within last 12 months may be reinstated

Club Number	Club Name	Charter Date	Current Status*	Cancellation Date
137974	Balneario Buenos Aires	04/18/2019	Cancelled(8*)	06/29/2024
138028	Montevideo Francisco Piria	04/24/2019	Cancelled(6*)	07/29/2023
143947	Montevideo Juventud	12/16/2020	Cancelled(6*)	05/29/2024

Current Total Clubs	YTD New Clubs	YTD Cancelled Clubs	YTD Net Club Gain	Current Total Members	YTD Add	YTD Drop	YTD Net Growth	YTD Net Growth %	Member Count 12 Months Ago	Average Member Count Per Club	% of Clubs with less than 20 members	% No MMR in 3 Months	% No Officer Report in 12 Months	% of Clubs with balance 90+ days	Number of Clubs in Status Quo	% Status Quo Clubs in Financial Suspension	Number of Cancelled Clubs	Average Cancelled Club Age	Members Lost Due to Cancellation	% of Clubs Cancelled for Non-Financial Reasons
54	3	0	3	1,042	172	141	31	3.07%	1,011	19	56%	28%	6%	0%	0	0%	0	0	0	0%

* - P - Priority Club. Cancellation Reasons: 1-Objectives/conduct, 2-Non-active club, 5-Non-existing club, 6-Disbanding, 7-Merger, 8-Financial Suspension, 9-District/Multiple District Dues.

** - Abbreviation: P-President, S-Secretary, T-Treasurer, M-Member Chairperson, VP-First Vice President, MC-Communications Chairperson, SC-Service Chairperson

*** - Abbreviation: N/R - Never reported using the Lions Clubs website, N/A - Not applicable, No password registered for the Lions Clubs website.

**** - Abbreviation: N - New, IP - Immediate Past, R - Repeat.



Club Health Assessment for District LA 1 through June 2025

			Status	Membership						Reports					Finance		LCIF	
Club Number	Club Name	Charter Date		Current Member Count	YTD Members Added	YTD Members Dropped	YTD Net Growth	YTD Net Growth%	Member Count 12 Months Ago	Avg. length of service for dropped members	Months Since Last MMR ***	Yrs. Since Last Officer Report	President Rotation	Vice President Reported ****	Months Since Last Activity Report ***	Account Balance	Donations for current Fiscal Year	
			Number of times on status quo within last two years	If below 15 members appears					If net loss is greater than 20% appears			If no report in 3 months appears in	When more than one year appears in	Number of repeat terms	Notes the officers that do not have appears in an active	If no report at 12 months red		
Clubs less than two years old																		
156696	Boa Vista Oswaldo Carolino	12/04/2023	Active	24	2	0	2	9.09%	22		3		2	P,S,T,M,VP SC	2			
181931	Ji-Paraná Alcides Machado Fonseca	05/09/2025	Newly Chartered	20	20	0	20	100.00%	0		0			P,S,T,M,VP SC	0			
182884	Rorainopolis Francisco Soto	06/22/2025	Newly Chartered	22	22	0	22	100.00%	0		0			P,S,T,M,VP SC	N/R			
Clubs more than two years old																		
51197	ARIQUEMES CANAA	01/16/1991	Active(1)	22	1	0	1	4.76%	21		3			P,S,T,M,VP SC	3			
16411	BOA VISTA Exc Award (06/30/2016, 06/30/2019, 06/30/20	01/11/1969	Active	60	22	2	20	50.00%	40	3	0			P,S,T,M,VP SC	0		\$1,171.06	
102526	BOA VISTA AIRTON ROCHA DE SOUZA	06/19/2008	Active(1)	4	0	0	0	0.00%	4		12			P,S,T,M,VP SC	15			
41507	BOA VISTA CACARI Exc Award (06/30/2017)	06/15/1982	Active(1)	15	13	10	3	25.00%	12	4	2			P,S,T,M,VP SC	15		\$15.12	
35572	CACOAL	05/16/1978	Active	19	1	0	1	5.56%	18		0			P,S,T,M,VP SC	3		\$15.12	
44979	CACOAL CAPITAL DO CAFE Exc Award (06/30/2023)	05/13/1985	Active	32	5	3	2	6.67%	30	3	0			P,S,T,M,VP SC	0		\$30.00	
47387	CEREJEIRAS	05/27/1987	Active	22	3	5	-2	-8.33%	24	4	0		2	P,S,T,M,VP SC	1		\$49.57	
50024	ITACOATIARA VELHA SERPA	12/12/1989	Active	25	1	5	-4	-13.79%	29	16	4		3	P,S,T,M,VP SC	2		\$30.31	
40768	JARU	01/11/1982	Active	24	2	0	2	9.09%	22		2			P,S,T,M,VP SC	3			
16437	JI-PARANA CENTRO	02/08/1972	Active	33	14	12	2	6.45%	31	7	1		3	P,S,T,M,VP SC	3		\$30.00	
36463	MANAUS AJURICABA	01/08/1979	Active	21	4	1	3	16.67%	18	46	0		2	P,S,T,M,VP SC	6		\$75.59	
49449	PIMENTA BUENO Exc Award (06/30/2023)	04/28/1989	Active	72	18	2	16	28.57%	56	6	0			P,S,T,M,VP SC	0		\$1,015.26	
16433	PORTO VELHO	07/30/1962	Active	10	0	0	0	0.00%	10		0		5	P,S,T,M,VP SC	19			
97224	PORTO VELHO RIO GUAPORE Exc Award (06/30/2021, 06/30/2024)	05/25/2006	Active	14	5	0	5	55.56%	9		2		2	P,S,T,M,VP SC	3		\$30.24	
16434	PORTO VELHO RIO MADEIRA	12/12/1968	Active(2)	13	4	0	4	44.44%	9		2			P,S,T,M,VP SC	1	90+ Days		



Club Health Assessment for District LA 1 through June 2025

			Status		Membership							Reports					Finance		LCIF		
Club Number	Club Name	Charter Date		Current Member Count	YTD Members Added	YTD Members Dropped	YTD Net Growth	YTD Net Growth%	Member Count 12 Months Ago	Avg. length of service for dropped members	Months Since Last MMR ***	Yrs. Since Last Officer Report	President Rotation	Vice President Reported ****	Months Since Last Activity Report ***	Account Balance	Donations for current Fiscal Year				
			Number of times on status quo within last two years	If below 15 members appears					If net loss is greater than 20% appears			If no report in 3 months appears in	When more than one year appears in	Number of repeat terms	Notes the officers that do not have an active	If no report at 12 months appears in red					
40881	PRESIDENTE MEDICI	02/22/1982	Active	37	6	0	6	19.35%	31		0		2	P,S,T,M,VP SC	3		\$90.32				
36009	RIO BRANCO BARAO DO RIO BRANCO Exc Award (06/30/2017)	08/28/1978	Active	25	10	4	6	31.58%	19	26	1		2	P,S,T,M,VP SC	6		\$95.24				
129981	Rio Branco Centenário - CL Raimundo da Silva Maia	02/10/2017	Active	19	0	0	0	0.00%	19		4			P,S,T,M,VP SC	1		\$1,043.20				
56214	RIO BRANCO MARILDA GOUVEIA VIA	11/01/1994	Active	9	0	0	0	0.00%	9		13		4	P,S,T,M,VP SC	13		\$15.00				
40630	ROLIM DE MOURA Exc Award (06/30/2018)	12/21/1981	Active	37	2	1	1	2.78%	36	1	0			P,S,T,M,VP SC	2		\$114.80				
135475	Rolim de Moura Beira Rio	06/29/2018	Active	11	0	0	0	0.00%	11		13		2	P,S,T,M,VP SC	1						
32622	SENA MADUREIRA	07/26/1976	Active	19	1	3	-2	-9.52%	21	8	0		4	P,S,T,M,VP SC	11						
Current Total Clubs Count	YTD New Clubs Count	YTD Cancelled Clubs Count	YTD Net Club Gain	Current Total Members Count	YTD Add	YTD Drop	YTD Net Growth	YTD Net Growth %	Member Count 12 Months Ago	Average Member Count Per Club	% of Clubs with less than 20 members	% No MMR in 3 Months	% No Officer Report in 12 Months	% of Clubs with balance 90+ days	Number of Clubs in Status Quo	% Status Quo Clubs in Financial Suspension	Number of Cancelled Clubs	Average Cancelled Club Age	Members Lost Due to Cancellation	% of Clubs Cancelled for Non-Financial Reasons	
25	2	0	2	609	156	48	108	21.56%	501	24	40%	28%	0%	4%	0	0%	0	0	0	0%	

* - P - Priority Club. Cancellation Reasons: 1-Objectives/conduct, 2-Non-active club, 5-Non-existing club, 6-Disbanding, 7-Merger, 8-Financial Suspension, 9-District/Multiple District Dues.

** - Abbreviation: P-President, S-Secretary, T-Treasurer, M-Member Chairperson, VP-First Vice President, MC-Communications Chairperson, SC-Service Chairperson

*** - Abbreviation: N/R - Never reported using the Lions Clubs website, N/A - Not applicable, No password registered for the Lions Clubs website.

**** - Abbreviation: N - New, IP - Immediate Past, R - Repeat.



Club Health Assessment for District LA 2 through June 2025

			Status	Membership							Reports					Finance		LCIF
Club Number	Club Name	Charter Date		Current Member Count	YTD Members Added	YTD Members Dropped	YTD Net Growth	YTD Net Growth%	Member Count 12 Months Ago	Avg. length of service for dropped members	Months Since Last MMR ***	Yrs. Since Last Officer Report	President Rotation	Vice President Reported ****	Months Since Last Activity Report ***	Account Balance	Donations for current Fiscal Year	
			Number of times on status quo within last two years	If below 15 members appears					If net loss is greater than 20% appears			If no report in 3 months appears in	When more than one year appears in	Number of repeat terms	Notes the officers that do not have an active	If no report at 12 months appears in red		
Clubs more than two years old																		
58329	ALAGOINHAS OURO NEGRO DE ALAGO	05/29/1996	Active	26	4	0	4	18.18%	22		4			P,S,T,M,VP SC	4	90+ Days		
40431	CAMACAN	10/06/1981	Active	19	0	0	0	0.00%	19		1		2	P,S,T,M,VP SC	0			
39169	CAMPO FORMOSO	12/31/1980	Active(2)	18	0	6	-6	-25.00%	24	5	7		2	P,S,T,M,VP SC	6		\$84.84	
16459	CRUZ DAS ALMAS	09/07/1964	Active(2)	24	0	0	0	0.00%	24		15			P,S,T,M,VP SC	24+			
16461	IBICARAI	03/08/1966	Active(2)	15	2	1	1	7.14%	14	6	8			P,S,T,M,VP SC	4		\$110.62	
16463	ILHEUS CENTRO	03/10/1956	Active	45	9	16	-7	-13.46%	52	8	0		3	P,S,T,M,VP SC	0		\$1,179.61	
Exc Award (06/30/2018, 06/30/2022, 06/30/20)																		
59408	ILHEUS NORTE	04/25/1997	Active	37	5	2	3	8.82%	34	3	0			P,S,T,M,VP SC	0		\$46.53	
Exc Award (06/30/2019, 06/30/2022, 06/30/20)																		
34646	ILHEUS PONTAL	11/29/1977	Active	37	7	10	-3	-7.50%	40	6	0			P,S,T,M,VP SC	0		\$468.84	
Exc Award (06/30/2018, 06/30/2019)																		
32940	IRECE	11/10/1976	Active	38	6	3	3	8.57%	35	16	0			P,S,T,M,VP SC	0		\$329.57	
41181	ITABELA	04/09/1982	Active	38	8	7	1	2.70%	37	3	0		2	P,S,T,M,VP SC	1		\$200.40	
Exc Award (06/30/2024)																		
125024	ITABERABA	06/12/2015	Active	26	0	16	-16	-38.10%	42	8	0			P,S,T,M,VP SC	5			
Exc Award (06/30/2019)																		
16466	ITABUNA	06/26/1954	Active	53	17	10	7	15.22%	46	4	0		2	P,S,T,M,VP SC	1		\$290.80	
Exc Award (06/30/2022, 06/30/2023, 06/30/20)																		
16467	ITABUNA SUL	11/25/1969	Active	18	2	3	-1	-5.26%	19	29	6		8	P,S,T,M,VP SC	1			
39877	ITAMARAJU FATIMA	05/12/1981	Active(1)	41	11	2	9	28.13%	32	0	2		2	P,S,T,M,VP SC	1			
16472	JACOBINA	03/07/1964	Active	26	2	0	2	8.33%	24		1		2	P,S,T,M,VP SC	0	90+ Days	\$305.98	
16471	JEQUIE	01/22/1956	Active	11	2	0	2	22.22%	9		8		2	P,S,T,M,VP SC	0			
16474	JUAZEIRO	11/13/1960	Active	57	11	2	9	18.75%	48	43	1			P,S,T,M,VP SC	0		\$14.13	
84510	LAURO DE FREITAS QUATRO ESTACOES	12/09/2004	Active(3)	27	29	26	3	12.50%	24	7	0		5	P,S,T,M,VP SC	10			
Exc Award (06/30/2022)																		



Club Health Assessment for District LA 2 through June 2025

			Status	Membership							Reports					Finance		LCIF
Club Number	Club Name	Charter Date		Current Member Count	YTD Members Added	YTD Members Dropped	YTD Net Growth	YTD Net Growth%	Member Count 12 Months Ago	Avg. length of service for dropped members	Months Since Last MMR ***	Yrs. Since Last Officer Report	President Rotation	Vice President Reported ****	Months Since Last Activity Report ***	Account Balance	Donations for current Fiscal Year	
			Number of times on status quo within last two years	If below 15 members appears				If net loss is greater than 20% appears			If no report in 3 months appears in	When more than one year appears in	Number of repeat terms	Notes the officers that do not have an active	If no report at 12 months appears in red			
60810	MIMOSO DO OESTE Exc Award (06/30/2018)	05/27/1998	Active	23	3	0	3	15.00%	20		2		3	P,S,T,M,VP SC	7			
105996	MORRO DO CHAPEU Exc Award (06/30/2018)	06/25/2009	Active	23	0	1	-1	-4.17%	24	12	6			P,S,T,M,VP SC	2			
30107	PAULO AFONSO Exc Award (06/30/2018, 06/30/2022, 06/30/2023)	01/10/1975	Active	127	17	7	10	8.55%	117	3	0		2	P,S,T,M,VP SC	0		\$1,013.39	
136857	Queimadas	11/30/2018	Active	18	3	6	-3	-14.29%	21	5	7			P,S,T,M,VP SC	4	90+ Days	\$252.45	
122399	Ribeira do Pombal Exc Award (06/30/2021)	06/05/2014	Active	0	0	19	-19	-100.00%	19	10	0		None	P,S,T,M,VP SC	10			
67056	SALVADOR BARRA Exc Award (06/30/2018, 06/30/2022, 06/30/2023)	12/30/2002	Active	48	5	15	-10	-17.24%	58	6	0			P,S,T,M,VP SC	1			
16488	SALVADOR CENTRO Exc Award (06/30/2018, 06/30/2023)	03/21/1953	Active	21	4	5	-1	-4.55%	22	25	0			P,S,T,M,VP SC	10		\$148.26	
16480	SALVADOR ITAPAGIPE	11/11/1966	Active	18	0	0	0	0.00%	18		44		19	P,S,T,M,VP SC	2			
30600	SALVADOR PERIPERI Exc Award (06/30/2023)	04/14/1975	Active	14	4	5	-1	-6.67%	15	37	0		None	P,S,T,M,VP SC	8			
16482	SALVADOR SUDOESTE Exc Award (06/30/2018, 06/30/2019)	05/17/1965	Active	22	4	3	1	4.76%	21	40	0		23	P,S,T,M,VP SC	0			
36978	SANTA CRUZ Exc Award (06/30/2024)	04/24/1979	Active	73	0	23	-23	-23.96%	96	4	0			P,S,T,M,VP SC	2		\$1,913.19	
38615	SAO SEBASTIAO DO PASSE	06/27/1980	Active	14	0	0	0	0.00%	14		1			P,S,T,M,VP SC	1			
108392	SENHOR DO BONFIM VILA NOVA Exc Award (06/30/2019)	05/20/2010	Active	40	6	0	6	17.65%	34		0		2	P,S,T,M,VP SC	0			
45501	VALENCA Exc Award (06/30/2021, 06/30/2022, 06/30/2023)	11/25/1985	Active	22	4	12	-8	-26.67%	30	6	0		2	P,S,T,M,VP SC	1			
16494	VICTORIA DA CONQUISTA MONGOIO	04/08/1968	Active	34	0	0	0	0.00%	34		10		None	P,S,T,M,VP SC	5		\$13.60	
46419	XIQUE XIQUE	06/25/1986	Active(3)	37	0	0	0	0.00%	37		5		2	P,S,T,M,VP SC	1			



Club Health Assessment for District LA 2 through June 2025

			Status	Membership							Reports				Finance	LCIF	
Club Number	Club Name	Charter Date		Current Member Count	YTD Members Added	YTD Members Dropped	YTD Net Growth	YTD Net Growth%	Member Count 12 Months Ago	Avg. length of service for dropped members	Months Since Last MMR ***	Yrs. Since Last Officer Report	President Rotation	Vice President Reported ****	Months Since Last Activity Report ***	Account Balance	Donations for current Fiscal Year
			Number of times on status quo within last two years	If below 15 members appears				If net loss is greater than 20% appears			If no report in 3 months appears in	When more than one year appears in	Number of repeat terms	Notes the officers that do not have an active	If no report at 12 months appears in red		

Clubs Cancelled Previous Fiscal Year – Clubs Cancelled within last 12 months may be reinstated

Club Number	Club Name	Charter Date	Current Status*	Cancellation Date
58956	IRECE CARAIBAS	12/30/1996	Cancelled(6*)	07/29/2023
154716	Itabatã	06/14/2023	Cancelled(8*)	06/29/2024
46418	SANTO ANTONIO DE JESUS	06/26/1986	Cancelled(6*)	07/29/2023

Current Total Clubs Count	YTD New Clubs Count	YTD Cancelled Clubs Count	YTD Net Club Gain	Current Total Members Count	YTD Add	YTD Drop	YTD Net Growth	YTD Net Growth %	Member Count 12 Months Ago	Average Member Count Per Club	% of Clubs with less than 20 members	% No MMR in 3 Months	% No Officer Report in 12 Months	% of Clubs with balance 90+ days	Number of Clubs in Status Quo	% Status Quo Clubs in Financial Suspension	Number of Cancelled Clubs	Average Cancelled Club Age	Members Lost Due to Cancellation	% of Clubs Cancelled for Non-Financial Reasons
34	0	0	0	1,090	165	200	-35	-3.11%	1,125	32	29%	32%	0%	9%	0	0%	0	0	0	0%

* - P - Priority Club. Cancellation Reasons: 1-Objectives/conduct, 2-Non-active club, 5-Non-existing club, 6-Disbanding, 7-Merger, 8-Financial Suspension, 9-District/Multiple District Dues.

** - Abbreviation: P-President, S-Secretary, T-Treasurer, M-Member Chairperson, VP-First Vice President, MC-Communications Chairperson, SC-Service Chairperson

*** - Abbreviation: N/R - Never reported using the Lions Clubs website, N/A - Not applicable, No password registered for the Lions Clubs website.

**** - Abbreviation: N - New, IP - Immediate Past, R - Repeat.



Club Health Assessment for District LA 3 through June 2025

			Status	Membership							Reports					Finance		LCIF	
Club Number	Club Name	Charter Date		Current Member Count	YTD Members Added	YTD Members Dropped	YTD Net Growth	YTD Net Growth%	Member Count 12 Months Ago	Avg. length of service for dropped members	Months Since Last MMR ***	Yrs. Since Last Officer Report	President Rotation	Vice President Reported ****	Months Since Last Activity Report ***	Account Balance	Donations for current Fiscal Year		
			Number of times on status quo within last two years	If below 15 members appears					If net loss is greater than 20% appears					If no report in 3 months appears in	When more than one year repeat terms	Number of repeat	Notes the officers that do not have an active red	If no report at 12 months appears in red	
Clubs less than two years old																			
155972	Belo Jardim Terra de Músicos	10/19/2023	Active	17	1	5	-4	-19.05%	21	1	0		None	P,S,T,M,VP SC	0				
178868	Garanhuns CL Jurandy Pessoa de Araujo	10/01/2024	Active	18	22	4	18	100.00%	0	0	0			P,S,T,M,VP SC	1		\$1,607.35		
Clubs more than two years old																			
17072	ARACAJU	03/30/1954	Active(1)	4	0	2	-2	-33.33%	6	43	1			P,S,T,M,VP SC	6				
17073	ARACAJU ATALAIA	06/10/1966	Active	21	8	4	4	23.53%	17	1	0			P,S,T,M,VP SC	0		\$1,490.49		
Exc Award (06/30/2016, 06/30/2023, 06/30/20																			
142744	Aracaju Bertha Lutz	09/18/2020	Active	20	6	9	-3	-13.04%	23	2	0			P,S,T,M,VP SC	3				
Exc Award (06/30/2021)																			
127634	Aracaju Cirurgia	05/24/2016	Active	40	1	0	1	2.56%	39		1			P,S,T,M,VP SC	0		\$191.09		
Exc Award (06/30/2017, 06/30/2018, 06/30/20																			
78465	ARACAJU JOAO BEZERRA	03/19/2004	Active	28	2	2	0	0.00%	28	11	0			P,S,T,M,VP SC	0		\$260.82		
Exc Award (06/30/2019, 06/30/2024)																			
102404	ARACAJU NOVA GERACAO	06/12/2008	Active	29	0	2	-2	-6.45%	31	3	0			P,S,T,M,VP SC	0		\$141.54		
Exc Award (06/30/2016, 06/30/2018, 06/30/20																			
33548	ARACAJU PRAIA FORMOSA	03/30/1977	Active	20	2	0	2	11.11%	18		1		3	P,S,T,M,VP SC	0		\$2,160.90		
40141	ARACAJU SALGADO FILHO	06/15/1981	Active	28	2	2	0	0.00%	28	9	0			P,S,T,M,VP SC	0		\$1,117.42		
Exc Award (06/30/2016, 06/30/2020, 06/30/20																			
32946	ARACAJU SERIGY	11/15/1976	Active	30	1	5	-4	-11.76%	34	13	0			P,S,T,M,VP SC	0		\$167.34		
Exc Award (06/30/2016, 06/30/2023, 06/30/20																			
136231	Aracaju Sol Nascente	08/31/2018	Cancelled(6*)	0	1	24	-23	-100.00%	23	8	4		None	P,S,T,M,VP SC	6		\$1,000.00		
Exc Award (06/30/2023)																			
17074	ARAPIRACA	05/29/1966	Active(1)	19	0	4	-4	-17.39%	23	7	0			P,S,T,M,VP SC	24+		\$1,000.15		
Exc Award (06/30/2020)																			
17077	BELO JARDIM	06/08/1973	Active	18	0	4	-4	-18.18%	22	6	3		2	P,S,T,M,VP SC	11				
131398	Bom Conselho	06/19/2017	Active(2)	3	0	0	0	0.00%	3		0		3	P,S,T,M,VP SC	10				
17089	CARUARU	06/18/1966	Active	54	3	7	-4	-6.90%	58	21	0			P,S,T,M,VP SC	0		\$5,260.24		
Exc Award (06/30/2016, 06/30/2020, 06/30/20																			



Club Health Assessment for District LA 3 through June 2025

Club Number	Club Name	Charter Date	Status	Membership							Reports					Finance	LCIF
				Current Member Count	YTD Members Added	YTD Members Dropped	YTD Net Growth	YTD Net Growth%	Member Count 12 Months Ago	Avg. length of service for dropped members	Months Since Last MMR ***	Yrs. Since Last Officer Report	President Rotation	Vice President Reported ****	Months Since Last Activity Report ***	Account Balance	Donations for current Fiscal Year
			Number of times on status quo within last two years	If below 15 members appears				If net loss is greater than 20% appears			If no report in 3 months appears	When more than one year appears in	Number of repeat terms	Notes the officers that do not have an active	If no report at 12 months appears in red		
139645	Caruaru Capital do Forró	09/03/2019	Active	10	3	6	-3	-23.08%	13	1	0			P,S,T,M,VP SC	0		
	Exc Award (06/30/2022, 06/30/2023)																
102403	CARUARU MESTRE VITALINO	06/12/2008	Active	25	1	0	1	4.17%	24		0			P,S,T,M,VP SC	11		\$1,039.27
	Exc Award (06/30/2020, 06/30/2024)																
126310	DELMIRO GOUVEIA	11/30/2015	Active	14	1	2	-1	-6.67%	15	5	0			P,S,T,M,VP SC	1		
	Exc Award (06/30/2019)																
102101	ESCADA MATA SUL	05/15/2008	Active(2)	10	0	0	0	0.00%	10		19	1	None	P,S,T,M,VP SC	10		
106422	ESTANCIA CIDADE JARDIM	03/25/2010	Cancelled(8*)	0	0	9	-9	-100.00%	9	9	6	1	None	P,S,T,M,VP SC	13	90+ Days	
17096	GARANHUNS	06/17/1956	Active	27	1	20	-19	-41.30%	46	14	2			P,S,T,M,VP SC	2		\$5,131.61
	Exc Award (06/30/2016, 06/30/2019, 06/30/20)																
99830	GARANHUNS CIDADE DAS FLORES	06/29/2007	Active	10	1	7	-6	-37.50%	16	4	1			P,S,T,M,VP SC	6		\$140.00
	Exc Award (06/30/2019, 06/30/2020, 06/30/20)																
41987	JABOATAO CANDEIAS	11/10/1982	Active	6	1	0	1	20.00%	5		0		6	P,S,T,M,VP SC	10		
17105	MACEIO CENTRO	05/25/1954	Active	12	0	0	0	0.00%	12		15	1	None	P,S,T,M,VP SC	11		\$1,000.10
	Exc Award (06/30/2016)																
108272	MACEIO CL EDMILSON DE VASCONCELOS PONTES	05/11/2010	Active	21	0	2	-2	-8.70%	23	10	1			P,S,T,M,VP SC	10		\$3,000.25
	Exc Award (06/30/2016, 06/30/2023, 06/30/20)																
17107	MACEIO FAROL	03/10/1966	Active	12	1	5	-4	-25.00%	16	18	1			P,S,T,M,VP SC	0		\$1,000.13
	Exc Award (06/30/2021)																
59272	MACEIO JACARECICA	03/26/1997	Active	28	2	5	-3	-9.68%	31	4	2			P,S,T,M,VP SC	0		\$3,100.21
	Exc Award (06/30/2016, 06/30/2023, 06/30/20)																
29921	MACEIO JATIUCA	11/06/1974	Active	18	4	7	-3	-14.29%	21	10	0			P,S,T,M,VP SC	0		\$65.93
	Exc Award (06/30/2016)																
17106	MACEIO LAGOA	02/17/1968	Active	23	0	1	-1	-4.17%	24	22	7			P,S,T,M,VP SC	0		\$95.81
	Exc Award (06/30/2023)																
150475	Maceio Mãe Natureza	04/11/2022	Active	14	3	6	-3	-17.65%	17	3	1			P,S,T,M,VP SC	1		\$9.19
17108	MACEIO PAJUCARA	05/28/1966	Active	20	0	3	-3	-13.04%	23	23	1		2	P,S,T,M,VP SC	11		\$1,000.14
	Exc Award (06/30/2019)																




Club Health Assessment for District LA 3 through June 2025

			Status	Membership							Reports					Finance		LCIF
Club Number	Club Name	Charter Date		Current Member Count	YTD Members Added	YTD Members Dropped	YTD Net Growth	YTD Net Growth%	Member Count 12 Months Ago	Avg. length of service for dropped members	Months Since Last MMR ***	Yrs. Since Last Officer Report	President Rotation	Vice President Reported ****	Months Since Last Activity Report ***	Account Balance	Donations for current Fiscal Year	
			Number of times on status quo within last two years	If below 15 members appears				If net loss is greater than 20% appears			If no report in 3 months appears in	When more than one year appears in	Number of repeat terms	Notes the officers that do not have an active	If no report at 12 months appears in red			
121984	Maceio Planalto da Jacutinga	04/24/2014	Active	28	0	0	0	0.00%	28		7		4	P,S,T,M,VP SC	0		\$52.26	
	Exc Award (06/30/2016, 06/30/2024)																	
127262	Maceió Ponta Verde	04/12/2016	Active	34	7	7	0	0.00%	34	6	0			P,S,T,M,VP SC	0		\$56.06	
	Exc Award (06/30/2018, 06/30/2019, 06/30/2020)																	
122284	Maceio Prof Regis Cansanco Mota	05/30/2014	Active(1)	5	0	5	-5	-50.00%	10	7	1		5	P,S,T,M,VP SC	14			
	Exc Award (06/30/2016)																	
137838	Maceió Professora Luzia Pinto	05/13/2019	Active	32	3	7	-4	-11.11%	36	5	1			P,S,T,M,VP SC	0			
	Exc Award (06/30/2021)																	
66311	MACEIO-JARBAS OITICICA	06/21/2002	Active	25	9	3	6	31.58%	19	18	0			P,S,T,M,VP SC	0		\$1,000.04	
	Exc Award (06/30/2016, 06/30/2018, 06/30/2020)																	
105418	MARUIM JOSILDA DE MELO DANTAS	05/11/2009	Active	17	0	0	0	0.00%	17		13		3	P,S,T,M,VP SC	11			
29221	PALMARES	04/30/1974	Active	13	2	2	0	0.00%	13	14	8		3	P,S,T,M,VP SC	0			
	Exc Award (06/30/2016, 06/30/2024)																	
153551	Penedo Imperial	02/14/2023	Cancelled(8*)	0	0	9	-9	-100.00%	9	2	7		None	P,S,T,M,VP SC	20	90+ Days		
17124	RECIFE AFOGADOS	12/03/1968	Active	12	0	0	0	0.00%	12		2		2	P,S,T,M,VP SC	0		\$86.80	
17128	RECIFE BOA VIAGEM	11/16/1959	Active	26	5	1	4	18.18%	22	3	0		2	P,S,T,M,VP SC	0		\$761.37	
	Exc Award (06/30/2019)																	
17125	RECIFE CAXANGA	09/22/1969	Active	4	0	2	-2	-33.33%	6	25	6		4	P,S,T,M,VP SC	0		\$21.12	
17126	RECIFE CENTRO	12/19/1953	Active	19	0	0	0	0.00%	19		12		2	P,S,T,M,VP SC	0		\$36.95	
	Exc Award (06/30/2016, 06/30/2018, 06/30/2020)																	
146705	Recife Consular	06/15/2021	Active	8	0	0	0	0.00%	8		12		5	P,S,T,M,VP SC	10			
57503	RECIFE GALILEU GALILEI	11/13/1995	Active	14	0	0	0	0.00%	14		14		3	P,S,T,M,VP SC	8			
	Exc Award (06/30/2016, 06/30/2023)																	
38622	RECIFE GUARARAPES	06/29/1980	Active	28	1	1	0	0.00%	28	17	6		2	P,S,T,M,VP SC	0		\$1,392.74	
	Exc Award (06/30/2016, 06/30/2017, 06/30/2020)																	
17132	RECIFE JARDIM SAO PAULO	03/17/1970	Active	18	1	0	1	5.88%	17		0		2	P,S,T,M,VP SC	0		\$72.80	
	Exc Award (06/30/2021, 06/30/2023)																	
17134	RECIFE PARNAMIRIN	06/04/1960	Active	25	0	2	-2	-7.41%	27	16	5		2	P,S,T,M,VP SC	0		\$2,921.12	



Club Health Assessment for District LA 3 through June 2025

			Status	Membership							Reports					Finance	LCIF
Club Number	Club Name	Charter Date		Current Member Count	YTD Members Added	YTD Members Dropped	YTD Net Growth	YTD Net Growth%	Member Count 12 Months Ago	Avg. length of service for dropped members	Months Since Last MMR ***	Yrs. Since Last Officer Report	President Rotation	Vice President Reported ****	Months Since Last Activity Report ***	Account Balance	Donations for current Fiscal Year
			Number of times on status quo within last two years	If below 15 members appears				If net loss is greater than 20% appears			If no report in 3 months appears in	When more than one year appears in	Number of repeat terms	Notes the officers that do not have an active	If no report at 12 months appears in red		
58313	RECIFE SETUBAL	05/21/1996	Active	18	1	1	0	0.00%	18	20	0			P,S,T,M,VP SC	0		\$712.47
	Exc Award (06/30/2016, 06/30/2021)																
68951	RECIFE VENEZA BRASILEIRA	06/10/2003	Active(3)	10	0	0	0	0.00%	10		18	1	None	P,S,T,M,VP SC	18		
17138	SANTANA DO IPANEMA JOSE FONTES BARROS	11/16/1969	Active	27	8	2	6	28.57%	21	7	3		None	P,S,T,M,VP SC	1		
	Exc Award (06/30/2016, 06/30/2023)																
52688	TEOTONIO VILELA	03/13/1992	Active	10	0	0	0	0.00%	10		20	1	None	P,S,T,M,VP SC	11		
130959	Vitória Centenário	05/23/2017	Active(3)	8	1	5	-4	-33.33%	12	6	1		2	P,S,T,M,VP SC	2		

Clubs Cancelled Previous Fiscal Year – Clubs Cancelled within last 12 months may be reinstated

Club Number	Club Name	Charter Date	Current Status*	Cancellation Date
17133	RECIFE CASA AMARELA	04/25/1969	Cancelled(6*)	06/29/2024

Current Total Clubs Count	YTD New Clubs Count	YTD Cancelled Clubs Count	YTD Net Club Gain	Current Total Members Count	YTD Add	YTD Drop	YTD Net Growth	YTD Net Growth %	Member Count 12 Months Ago	Average Member Count Per Club	% of Clubs with less than 20 members	% No MMR in 3 Months	% No Officer Report in 12 Months	% of Clubs with balance 90+ days	Number of Clubs in Status Quo	% Status Quo Clubs in Financial Suspension	Number of Cancelled Clubs	Average Cancelled Club Age	Members Lost Due to Cancellation	% of Clubs Cancelled for Non-Financial Reasons
51	1	3	-2	980	105	194	-89	-8.33%	1,069	19	55%	31%	8%	0%	0	0%	3	26	42	33%

* - P - Priority Club. Cancellation Reasons: 1-Objectives/conduct, 2-Non-active club, 5-Non-existing club, 6-Disbanding, 7-Merger, 8-Financial Suspension, 9-District/Multiple District Dues.

** - Abbreviation: P-President, S-Secretary, T-Treasurer, M-Member Chairperson, VP-First Vice President, MC-Communications Chairperson, SC-Service Chairperson

*** - Abbreviation: N/R - Never reported using the Lions Clubs website, N/A - Not applicable, No password registered for the Lions Clubs website.

**** - Abbreviation: N - New, IP - Immediate Past, R - Repeat.



Club Health Assessment for District LA 4 through June 2025

			Status	Membership							Reports					Finance		LCIF
Club Number	Club Name	Charter Date		Current Member Count	YTD Members Added	YTD Members Dropped	YTD Net Growth	YTD Net Growth%	Member Count 12 Months Ago	Avg. length of service for dropped members	Months Since Last MMR ***	Yrs. Since Last Officer Report	President Rotation	Vice President Reported ****	Months Since Last Activity Report ***	Account Balance	Donations for current Fiscal Year	
			Number of times on status quo within last two years	If below 15 members appears					If net loss is greater than 20% appears			If no report in 3 months appears in	When more than one year appears in	Number of repeat terms	Notes the officers that do not have appears in an active red	If no report at 12 months appears in red		
Clubs more than two years old																		
37343	ACARAU	06/25/1979	Active	29	3	1	2	7.41%	27	46	0		2	P,S,T,M,VP SC	0		\$50.16	
29129	CAMOCIM	04/23/1974	Active	22	1	0	1	4.76%	21		0		2	P,S,T,M,VP SC	0			
17151	CAMPOS SALES	09/02/1967	Active(2)	18	0	10	-10	-35.71%	28	19	0			P,S,T,M,VP SC	0			
17153	CANINDE	02/02/1964	Cancelled(8*)	0	0	18	-18	-100.00%	18	3	3		None	P,S,T,M,VP SC	5	90+ Days		
55391	CAUCAIA	03/14/1994	Active	73	5	3	2	2.82%	71	8	0			P,S,T,M,VP SC	0		\$3,718.09	
Exc Award (06/30/2017, 06/30/2021)																		
130651	Caucaia Centenário Litoral	05/03/2017	Active	12	3	11	-8	-40.00%	20	4	0			P,S,T,M,VP SC	0			
Exc Award (06/30/2021, 06/30/2022, 06/30/20)																		
17155	CRATEUS	02/17/1957	Active	31	3	11	-8	-20.51%	39	8	0		2	P,S,T,M,VP SC	0		\$248.86	
Exc Award (06/30/2018)																		
119421	CRATEUS SERTOES	05/21/2013	Active	23	7	7	0	0.00%	23	4	0		2	P,S,T,M,VP SC	0			
17156	CRATO	09/08/1955	Active	16	1	6	-5	-23.81%	21	10	3			P,S,T,M,VP SC	0			
58533	CRUZ	06/26/1996	Active	17	1	1	0	0.00%	17	17	0			P,S,T,M,VP SC	2			
29493	FORTALEZA ASSUNCAO	06/19/1974	Active	17	1	3	-2	-10.53%	19	10	0			P,S,T,M,VP SC	1		\$1,183.74	
17161	FORTALEZA FATIMA	09/02/1970	Active	23	1	4	-3	-11.54%	26	30	0		2	P,S,T,M,VP SC	0		\$686.02	
55392	FORTALEZA GLORIA	03/07/1994	Cancelled(8*)	0	0	10	-10	-100.00%	10	1	0		None	P,S,T,M,VP SC	5	90+ Days		
17162	FORTALEZA GUARANI	11/06/1966	Active(1)	7	0	0	0	0.00%	7		72	2	None	P,S,T,M,VP SC	22	90+ Days		
17163	FORTALEZA IRACEMA	09/03/1960	Active	30	5	5	0	0.00%	30	1	0			P,S,T,M,VP SC	1			
17164	FORTALEZA JANGADA	02/04/1964	Active(2)	20	4	6	-2	-9.09%	22	14	1			P,S,T,M,VP SC	8			
36467	FORTALEZA M JONES	01/15/1979	Active	25	6	3	3	13.64%	22	20	0			P,S,T,M,VP SC	0		\$1,002.82	
Exc Award (06/30/2022)																		
47300	FORTALEZA MONDUBIM	05/05/1987	Active	23	0	0	0	0.00%	23		48			P,S,T,M,VP SC	0			
56354	FORTALEZA MULHER RENDEIRA	12/28/1994	Active	25	0	3	-3	-10.71%	28	9	2			P,S,T,M,VP SC	0		\$15.00	
17166	FORTALEZA PARQUELANDIA	11/15/1971	Active	45	13	8	5	12.50%	40	14	0			P,S,T,M,VP SC	1	90+ Days	\$45.68	
143826	Fortaleza Terra da Luz	12/10/2020	Cancelled(6*)	0	0	20	-20	-100.00%	20	4	0		None	P,S,T,M,VP SC	2			



Club Health Assessment for District LA 4 through June 2025

			Status	Membership							Reports					Finance	LCIF
Club Number	Club Name	Charter Date		Current Member Count	YTD Members Added	YTD Members Dropped	YTD Net Growth	YTD Net Growth%	Member Count 12 Months Ago	Avg. length of service for dropped members	Months Since Last MMR ***	Yrs. Since Last Officer Report	President Rotation	Vice President Reported ****	Months Since Last Activity Report ***	Account Balance	Donations for current Fiscal Year
			Number of times on status quo within last two years	If below 15 members appears				If net loss is greater than 20% appears			If no report in 3 months appears in	When more than one year appears in	Number of repeat terms	Notes the officers that do not have an active	If no report at 12 months appears in red		
32864	FORTALEZA TIRADENTES	10/27/1976	Cancelled(6*)	0	0	8	-8	-100.00%	8	25	0		None	P,S,T,M,VP SC	5		
32533	FORTALEZA VERDES MARES	06/20/1976	Active	20	4	8	-4	-16.67%	24	8	0			P,S,T,M,VP SC	0		\$186.08
17169	IGUATU	05/04/1963	Active(1)	11	1	2	-1	-8.33%	12	5	8			P,S,T,M,VP SC	0		
130154	Iguatu Centenário João Alves Bezerra Exc Award (06/30/2021)	04/06/2017	Active(3)	9	13	16	-3	-25.00%	12	3	0			P,S,T,M,VP SC	0		
154714	Itapipoca Terra dos Três Climas	06/21/2023	Cancelled(8*)	0	0	21	-21	-100.00%	21	2	0	1	None	P,S,T,M,VP SC	2	90+ Days	
17173	JUAZEIRO DO NORTE	07/22/1956	Active	16	1	0	1	6.67%	15		8			P,S,T,M,VP SC	1		\$100.00
118984	LAVRAS DA MANGABEIRA OLIVIO BATISTA LIMA	03/20/2013	Active(1)	13	6	5	1	8.33%	12	9	0		2	P,S,T,M,VP SC	0		
17176	MARANGUAPE	02/14/1960	Active	17	3	1	2	13.33%	15	2	2			P,S,T,M,VP SC	0		
17177	MOMBACA Exc Award (06/30/2017)	03/25/1966	Active	40	1	8	-7	-14.89%	47	7	0			P,S,T,M,VP SC	0		\$50.00
115095	MOMBAÇA PRINCESA DO MEL	09/20/2011	Active(1)	16	2	1	1	6.67%	14	10	1			P,S,T,M,VP SC	0		
17179	NOVA RUSSAS	02/11/1968	Active	59	23	5	18	43.90%	41	4	0			P,S,T,M,VP SC	0		\$208.39
17187	SOBRAL CAICARA	11/07/1964	Active	21	2	1	1	5.00%	20	20	0			P,S,T,M,VP SC	0		
101014	SOBRAL PRINCESA DO NORTE	03/31/2008	Active	14	0	2	-2	-12.50%	16	13	23			P,S,T,M,VP SC	0		
17186	SOBRAL RIBEIRO RAMOS	10/31/1954	Active	16	0	0	0	0.00%	16		47			P,S,T,M,VP SC	2	90+ Days	
17189	TAUA	12/26/1964	Active	59	12	1	11	22.92%	48	0	0		2	P,S,T,M,VP SC	0	90+ Days	\$198.06
105708	UNIVERSITARIO DO CARIRI	06/17/2009	Active	33	8	0	8	32.00%	25		0		2	P,S,T,M,VP SC	1		
133582	Uruburetama Centenário CL José de Araújo	01/17/2018	Active	18	8	0	8	80.00%	10		0			P,S,T,M,VP SC	0		\$574.07
17192	VARZEA ALEGRE	03/28/1965	Active	32	7	4	3	10.34%	29	5	1		2	P,S,T,M,VP SC	0		

Clubs Cancelled Previous Fiscal Year – Clubs Cancelled within last 12 months may be reinstated

Club Number	Club Name	Charter Date	Current Status*	Cancellation Date
17150	BREJO SANTO	10/27/1963	Cancelled(8*)	06/29/2024



Club Health Assessment for District LA 4 through June 2025

			Membership										Reports				Finance		LCIF	
Club Number	Club Name	Charter Date	Status	Current Member Count	YTD Members Added	YTD Members Dropped	YTD Net Growth	YTD Net Growth%	Member Count 12 Months Ago	Avg. length of service for dropped members	Months Since Last MMR ***	Yrs. Since Last Officer Report	President Rotation	Vice President Reported ****	Months Since Last Activity Report ***	Account Balance	Donations for current Fiscal Year			
			Number of times on status quo within last two years	If below 15 members appears				If net loss is greater than 20% appears			If no report in 3 months appears in	When more than one year appears in	Number of repeat terms	Notes the officers that do not have an active	If no report at 12 months appears in red					
17157	CRATO SIQUEIRA CAMPOS	06/15/1966	Cancelled(8*)						12/29/2023											
119620	Independencia	06/11/2013	Cancelled(8*)						12/29/2023											
134024	Senador Pompeu Centenário Águas do Patu	03/23/2018	Cancelled(8*)						06/29/2024											
Current Total Clubs Count	YTD New Clubs Count	YTD Cancelled Clubs Count	YTD Net Club Gain	Current Total Members Count	YTD Add	YTD Drop	YTD Net Growth	YTD Net Growth %	Member Count 12 Months Ago	Average Member Count Per Club	% of Clubs with less than 20 members	% No MMR in 3 Months	% No Officer Report in 12 Months	% of Clubs with balance 90+ days	Number of Clubs in Status Quo	% Status Quo Clubs in Financial Suspension	Number of Cancelled Clubs	Average Cancelled Club Age	Members Lost Due to Cancellation	% of Clubs Cancelled for Non-Financial Reasons
34	0	5	-5	850	145	213	-68	-7.41%	917	25	44%	21%	3%	12%	0	0%	5	56	77	-40%

* - P - Priority Club. Cancellation Reasons: 1-Objectives/conduct, 2-Non-active club, 5-Non-existing club, 6-Disbanding, 7-Merger, 8-Financial Suspension, 9-District/Multiple District Dues.

** - Abbreviation: P-President, S-Secretary, T-Treasurer, M-Member Chairperson, VP-First Vice President, MC-Communications Chairperson, SC-Service Chairperson

*** - Abbreviation: N/R - Never reported using the Lions Clubs website, N/A - Not applicable, No password registered for the Lions Clubs website.

**** - Abbreviation: N - New, IP - Immediate Past, R - Repeat.



Club Health Assessment for District LA 5 through June 2025

			Status	Membership						Reports					Finance	LCIF	
Club Number	Club Name	Charter Date		Current Member Count	YTD Members Added	YTD Members Dropped	YTD Net Growth	YTD Net Growth%	Member Count 12 Months Ago	Avg. length of service for dropped members	Months Since Last MMR ***	Yrs. Since Last Officer Report	President Rotation	Vice President Reported ****	Months Since Last Activity Report ***	Account Balance	Donations for current Fiscal Year
			Number of times on status quo within last two years	If below 15 members appears				If net loss is greater than 20% appears			If no report in 3 months appears in	When more than one year appears in	Number of repeat terms	Notes the officers that do not have an active	If no report at 12 months appears in red		
Clubs less than two years old																	
182199	Carnaúba dos Dantas Terra da Música	05/14/2025	Newly Chartered	24	24	0	24	100.00%	0		0			P,S,T,M,VP SC	1		
156106	Cerro Corá	09/26/2023	Active	27	8	13	-5	-15.63%	32	1	0			P,S,T,M,VP SC	3		
179201	Currais Novos Diabetes	10/21/2024	Active	18	22	4	18	100.00%	0	5	2			P,S,T,M,VP SC	0		
157782	João Pessoa Hellen Keller	04/02/2024	Active	19	3	8	-5	-20.83%	24	6	0		2	P,S,T,M,VP SC	3		\$4.50
Clubs more than two years old																	
17070	ACU	04/23/1966	Active	33	7	0	7	26.92%	26		0			P,S,T,M,VP SC	1		\$1,021.08
30642	ARARIPINA	04/30/1975	Active	23	0	2	-2	-8.00%	25	8	1			P,S,T,M,VP SC	1		\$2,000.57
17075	ARCOVERDE	12/14/1965	Active(1)	22	6	5	1	4.76%	21	14	0			P,S,T,M,VP SC	2		
68888	CABROBO NOVO MILENIO	05/06/2003	Active	25	0	2	-2	-7.41%	27	2	3			P,S,T,M,VP SC	4		
17084	CAICO	02/24/1962	Active	93	14	10	4	4.49%	89	3	1			P,S,T,M,VP SC	0		\$4,106.58
Exc Award (06/30/2021, 06/30/2022, 06/30/20)																	
17087	CAMPINA GRANDE	11/12/1955	Active	17	2	0	2	13.33%	15		10			P,S,T,M,VP SC	3		
17088	CAMPINA GRANDE PRATA	06/01/1966	Active	18	2	5	-3	-14.29%	21	11	0			P,S,T,M,VP SC	0		\$1,103.59
Exc Award (06/30/2018)																	
38864	CATOLE DO ROCHA	08/28/1980	Active	88	21	16	5	6.02%	83	14	0			P,S,T,M,VP SC	2		\$18,945.34
Exc Award (06/30/2023)																	
154053	Currais Novos Amigos Conectados	04/04/2023	Active	46	8	3	5	12.20%	41	1	1			P,S,T,M,VP SC	0		\$1,006.24
Exc Award (06/30/2024)																	
117070	CURRAIS NOVOS SCHEELITA	06/06/2012	Active	70	9	24	-15	-17.65%	85	4	0			P,S,T,M,VP SC	0		\$3,048.81
Exc Award (06/30/2021, 06/30/2022, 06/30/20)																	
59409	GOIANINHA	04/24/1997	Active(2)	13	0	4	-4	-23.53%	17	7	0			P,S,T,M,VP SC	6		
17101	JOAO PESSOA	11/25/1954	Active	35	8	3	5	16.67%	30	3	2			P,S,T,M,VP SC	1		\$1,063.07
Exc Award (06/30/2022)																	
120407	João Pessoa Cidade das Acácias	09/24/2013	Active	14	1	1	0	0.00%	14	6	0			P,S,T,M,VP SC	3		
41988	JOAO PESSOA NORTE	11/22/1982	Active	4	0	4	-4	-50.00%	8	18	1		4	P,S,T,M,VP SC	7		



Club Health Assessment for District LA 5 through June 2025

			Status	Membership							Reports					Finance		LCIF
Club Number	Club Name	Charter Date		Current Member Count	YTD Members Added	YTD Members Dropped	YTD Net Growth	YTD Net Growth%	Member Count 12 Months Ago	Avg. length of service for dropped members	Months Since Last MMR ***	Yrs. Since Last Officer Report	President Rotation	Vice President Reported ****	Months Since Last Activity Report ***	Account Balance	Donations for current Fiscal Year	
			Number of times on status quo within last two years	If below 15 members appears				If net loss is greater than 20% appears			If no report in 3 months appears in	When more than one year appears in	Number of repeat terms	Notes the officers that do not have an active	If no report at 12 months appears in red			
17102	JOAO PESSOA TAMBAU Exc Award (06/30/2018)	12/12/1968	Active	36	3	4	-1	-2.70%	37	6	4			P,S,T,M,VP SC	1		\$268.24	
54695	JOAO PESSOA VERDES MARES	06/30/1993	Active	21	9	8	1	5.00%	20	4	0		2	P,S,T,M,VP SC	0		\$2,059.28	
64324	JOAO PESSOA-TERCEIRO MILENIO	05/21/2001	Active(2)	6	0	0	0	0.00%	6		18	1	None	P,S,T,M,VP SC	23			
151862	Lagoa Nova Rainha da Serra Exc Award (06/30/2023)	07/21/2022	Active	40	8	8	0	0.00%	40	1	2		2	P,S,T,M,VP SC	0		\$9.62	
55809	MACAIBA AUTA DE SOUZA	06/10/1994	Active	20	0	1	-1	-4.76%	21	0	3			P,S,T,M,VP SC	0		\$2,175.35	
17104	MACAU Exc Award (06/30/2023)	02/05/1956	Active	153	6	16	-10	-6.14%	163	7	0			P,S,T,M,VP SC	0		\$77.89	
17109	MOSSORO	01/13/1957	Active(2)	30	0	0	0	0.00%	30		7		2	P,S,T,M,VP SC	8			
17110	MOSSORO ABOLICAO Exc Award (06/30/2023, 06/30/2024)	03/31/1967	Active	75	11	6	5	7.14%	70	5	0			P,S,T,M,VP SC	0		\$1,026.60	
17115	NATAL Exc Award (06/30/2024)	12/06/1954	Active	39	2	2	0	0.00%	39	8	0			P,S,T,M,VP SC	0		\$1,020.70	
143477	Natal Futuras Gerações Exc Award (06/30/2022)	11/03/2020	Active(1)	10	0	0	0	0.00%	10		13		2	P,S,T,M,VP SC	5			
39054	NATAL LAGOA NOVA Exc Award (06/30/2024)	11/11/1980	Active	39	2	0	2	5.41%	37		0			P,S,T,M,VP SC	0		\$1,152.77	
17111	NATAL LESTE	01/27/1962	Active	13	0	2	-2	-13.33%	15	30	9		9	P,S,T,M,VP SC	0	90+ Days	\$1,001.14	
17112	NATAL NORTE	04/22/1966	Active(1)	15	0	9	-9	-37.50%	24	2	11		2	P,S,T,M,VP SC	0			
46043	NATAL PONTA NEGRA	04/24/1986	Active	24	5	0	5	26.32%	19		2		2	P,S,T,M,VP SC	0		\$11.44	
54495	NATAL POTENGI	05/21/1993	Active	31	2	2	0	0.00%	31	30	2		3	P,S,T,M,VP SC	0		\$1,881.13	
17113	NATAL REIS MAGOS Exc Award (06/30/2023, 06/30/2024)	01/24/1967	Active	59	19	8	11	22.92%	48	7	1		2	P,S,T,M,VP SC	0	90+ Days	\$4,022.91	
44984	NATAL SUL Exc Award (06/30/2023)	05/13/1985	Active	28	0	0	0	0.00%	28		13			P,S,T,M,VP SC	0		\$32.66	
17114	NOVA CRUZ	03/18/1970	Active	47	1	3	-2	-4.08%	49	18	0		3	P,S,T,M,VP SC	2			



Club Health Assessment for District LA 5 through June 2025

			Status	Membership							Reports				Finance	LCIF	
Club Number	Club Name	Charter Date		Current Member Count	YTD Members Added	YTD Members Dropped	YTD Net Growth	YTD Net Growth%	Member Count 12 Months Ago	Avg. length of service for dropped members	Months Since Last MMR ***	Yrs. Since Last Officer Report	President Rotation	Vice President Reported ****	Months Since Last Activity Report ***	Account Balance	Donations for current Fiscal Year
			Number of times on status quo within last two years	If below 15 members appears			If net loss is greater than 20% appears			If no report in 3 months appears in		When more than one year appears in	Number of repeat terms	Notes the officers that do not have an active	If no report at 12 months appears in red		
137966	Ouricuri Marinho Mendes	04/23/2019	Cancelled(6*)	0	0	21	-21	-100.00%	21	5	6		None	P,S,T,M,VP SC	8	90+ Days	
99709	OURICURI SERTAO	06/22/2007	Active(2)	9	0	3	-3	-25.00%	12	5	0			P,S,T,M,VP SC	0		
154717	Parelhas Sorriso do Seridó	06/21/2023	Active	37	16	8	8	27.59%	29	1	1			P,S,T,M,VP SC	0		
Exc Award (06/30/2024)																	
111429	PARNAMIRIM TRAMPOLIM DA VITÓRIA	06/20/2011	Active	12	1	7	-6	-33.33%	18	1	2			P,S,T,M,VP SC	0		\$6.13
17121	PESQUEIRA	01/12/1968	Active(1)	24	0	1	-1	-4.00%	25	9	1		9	P,S,T,M,VP SC	3		
37347	PETROLANDIA	06/25/1979	Active(1)	53	5	2	3	6.00%	50	24	1			P,S,T,M,VP SC	0		\$1,023.30
Exc Award (06/30/2022, 06/30/2023, 06/30/2024)																	
17122	PETROLINA	06/29/1973	Active	72	11	4	7	10.77%	65	5	0			P,S,T,M,VP SC	4		\$2,023.04
Exc Award (06/30/2023)																	
56628	PETROLINA-CENTENARIO	03/09/1995	Active(1)	12	0	2	-2	-14.29%	14	9	2			P,S,T,M,VP SC	0		\$2,028.66
17136	SALGUEIRO	02/08/1972	Active	20	1	3	-2	-9.09%	22	3	0			P,S,T,M,VP SC	0		
40884	SANTA RITA	02/16/1982	Active	6	0	0	0	0.00%	6		16		5	P,S,T,M,VP SC	0		
51787	SAO BENTO	06/14/1991	Active	54	4	11	-7	-11.48%	61	10	1			P,S,T,M,VP SC	13		\$2,242.66
59625	SAO JOSE DE MIPIBU	05/29/1997	Active	15	0	1	-1	-6.25%	16	5	2		5	P,S,T,M,VP SC	0		\$1,001.74
127291	Tacaratu	05/05/2016	Active	23	0	0	0	0.00%	23		13			P,S,T,M,VP SC	0		\$20.14
47302	TRINDADE	05/12/1987	Active(2)	22	27	22	5	29.41%	17	20	0		2	P,S,T,M,VP SC	0	90+ Days	

Clubs Cancelled Previous Fiscal Year – Clubs Cancelled within last 12 months may be reinstated

Club Number	Club Name			Charter Date			Current Status*		Cancellation Date											
59719	SAO GONCALO DO AMARANTE			06/24/1997			Cancelled(8*)		07/29/2023											
Current Total Clubs Count	YTD New Clubs Count	YTD Cancelled Clubs Count	YTD Net Club Gain	Current Total Members Count	YTD Add	YTD Drop	YTD Net Growth	YTD Net Growth %	Member Count 12 Months Ago	Average Member Count Per Club	% of Clubs with less than 20 members	% No MMR in 3 Months	% No Officer Report in 12 Months	% of Clubs with balance 90+ days	Number of Clubs in Status Quo	% Status Quo Clubs in Financial Suspension	Number of Cancelled Clubs	Average Cancelled Club Age	Members Lost Due to Cancellation	% of Clubs Cancelled for Non-Financial Reasons
49	2	1	1	1,634	268	258	10	0.62%	1,624	33	33%	24%	2%	8%	0	0%	1	32	21	0%



Club Health Assessment for District LA 5 through June 2025

			Status	Membership							Reports					Finance	LCIF
Club Number	Club Name	Charter Date		Current Member Count	YTD Members Added	YTD Members Dropped	YTD Net Growth	YTD Net Growth%	Member Count 12 Months Ago	Avg. length of service for dropped members	Months Since Last MMR ***	Yrs. Since Last Officer Report	President Rotation	Vice President Reported ****	Months Since Last Activity Report ***	Account Balance	Donations for current Fiscal Year
			Number of times on status quo within last two years	If below 15 members appears				If net loss is greater than 20% appears			If no report in 3 months appears in	When more than one year appears in	Number of repeat terms	Notes the officers that do not have an active	If no report at 12 months appears in red		

* - P - Priority Club. Cancellation Reasons: 1-Objectives/conduct, 2-Non-active club, 5-Non-existing club, 6-Disbanding, 7-Merger, 8-Financial Suspension, 9-District/Multiple District Dues.

** - Abbreviation: P-President, S-Secretary, T-Treasurer, M-Member Chairperson, VP-First Vice President, MC-Communications Chairperson, SC-Service Chairperson

*** - Abbreviation: N/R - Never reported using the Lions Clubs website, N/A - Not applicable, No password registered for the Lions Clubs website.

**** - Abbreviation: N - New, IP - Immediate Past, R - Repeat.



Club Health Assessment for District LA 6 through June 2025

			Status	Membership							Reports					Finance		LCIF
Club Number	Club Name	Charter Date		Current Member Count	YTD Members Added	YTD Members Dropped	YTD Net Growth	YTD Net Growth%	Member Count 12 Months Ago	Avg. length of service for dropped members	Months Since Last MMR ***	Yrs. Since Last Officer Report	President Rotation	Vice President Reported ****	Months Since Last Activity Report ***	Account Balance	Donations for current Fiscal Year	
			Number of times on status quo within last two years	If below 15 members appears					If net loss is greater than 20% appears		If no report in 3 months appears in	When more than one year appears in	Number of repeat terms	Notes the officers that do not have appears in an active	If no report at 12 months red			
Clubs less than two years old																		
183158	Belém do Grão Pará	06/29/2025	Newly Chartered	21	21	0	21	100.00%	0		0			P,S,T,M,VP SC	N/R			
182479	Delta do Parnaíba	06/11/2025	Newly Chartered	24	24	0	24	100.00%	0		0			P,S,T,M,VP SC	N/R			
179807	Itapecuru Mirim	12/16/2024	Active	24	24	0	24	100.00%	0		6			P,S,T,M,VP SC	7			
172597	Santana	06/25/2024	Active	16	1	6	-5	-23.81%	21	1	0		2	P,S,T,M,VP SC	0			
181391	Teresina "Estrelas de Antares"	05/28/2025	Newly Chartered	23	23	0	23	100.00%	0		1			P,S,T,M,VP SC	N/R			
Clubs more than two years old																		
16403	ABAETETUBA	06/29/1966	Active	78	13	13	0	0.00%	78	7	0			P,S,T,M,VP SC	2		\$40.00	
Exc Award (06/30/2023, 06/30/2024)																		
33038	ALTAMIRA	11/30/1976	Active	12	0	0	0	0.00%	12		16	1	None	P,S,T,M,VP SC	0			
16405	BELEM	07/26/1956	Active	20	10	7	3	17.65%	17	7	0		3	P,S,T,M,VP SC	0			
16406	BELEM BATISTA CAMPOS	12/08/1972	Active	21	6	4	2	10.53%	19	2	2			P,S,T,M,VP SC	0		\$150.00	
Exc Award (06/30/2021, 06/30/2022, 06/30/2023)																		
16409	BELEM MARCO	06/12/1969	Active	18	3	1	2	12.50%	16	0	2			P,S,T,M,VP SC	0		\$425.00	
Exc Award (06/30/2018)																		
30951	BELEM NAZARETH	06/20/1975	Active	27	5	6	-1	-3.57%	28	6	0			P,S,T,M,VP SC	0		\$1,374.86	
Exc Award (06/30/2024)																		
16410	BELEM REPUBLICA	10/30/1962	Active	16	1	7	-6	-27.27%	22	10	1		2	P,S,T,M,VP SC	0			
38311	BENEVIDES	04/17/1980	Active	47	5	3	2	4.44%	45	5	4		2	P,S,T,M,VP SC	0			
151562	Benevides Murinim Centenario	06/30/2022	Active(4)	9	2	8	-6	-40.00%	15	2	6		2	P,S,T,M,VP SC	6			
16412	BRAGANCA	03/09/1969	Active(1)	33	2	18	-16	-32.65%	49	5	0			P,S,T,M,VP SC	0		\$40.00	
154637	Cametá	06/16/2023	Active(2)	23	0	0	0	0.00%	23		12			P,S,T,M,VP SC	0			
16415	CAMPO MAIOR	11/19/1960	Active	61	11	5	6	10.91%	55	6	0			P,S,T,M,VP SC	0		\$1,000.00	
Exc Award (06/30/2023)																		
129591	CANAÃ DOS CARAJÁS CENTENÁRIO	04/04/2017	Active	12	0	0	0	0.00%	12		2	1	None	P,S,T,M,VP SC	0			



Club Health Assessment for District LA 6 through June 2025

			Status	Membership							Reports					Finance		LCIF
Club Number	Club Name	Charter Date		Current Member Count	YTD Members Added	YTD Members Dropped	YTD Net Growth	YTD Net Growth%	Member Count 12 Months Ago	Avg. length of service for dropped members	Months Since Last MMR ***	Yrs. Since Last Officer Report	President Rotation	Vice President Reported ****	Months Since Last Activity Report ***	Account Balance	Donations for current Fiscal Year	
			Number of times on status quo within last two years	If below 15 members appears				If net loss is greater than 20% appears			If no report in 3 months appears in	When more than one year appears in	Number of repeat terms	Notes the officers that do not have an active	If no report at 12 months red			
38635	CAPITAO POCO	06/19/1980	Active(1)	10	0	0	0	0.00%	10		24			P,S,T,M,VP SC	1			
31069	CASTANHAL	07/21/1975	Active	25	3	3	0	0.00%	25	4	2			P,S,T,M,VP SC	2		\$30.00	
Exc Award (06/30/2023)																		
46045	CASTANHAL CRISTO REDENTOR	04/14/1986	Active	23	0	1	-1	-4.17%	24	2	0		2	P,S,T,M,VP SC	2			
Exc Award (06/30/2023)																		
49690	DOM ELISEU	06/30/1989	Active	21	5	0	5	31.25%	16		0			P,S,T,M,VP SC	1			
16417	FLORIANO	08/20/1960	Active	13	1	4	-3	-18.75%	16	17	8			P,S,T,M,VP SC	4			
151549	Gigantes da Amazonia	06/30/2022	Active(3)	5	4	2	2	66.67%	3	2	0			P,S,T,M,VP SC	0		\$80.00	
16420	ICOARACI	12/20/1964	Active	16	2	1	1	6.67%	15	1	0			P,S,T,M,VP SC	0		\$50.00	
119004	ITAITUBA MORAES ALMEIDA	03/21/2013	Active	28	2	1	1	3.70%	27	3	0			P,S,T,M,VP SC	0		\$47.06	
Exc Award (06/30/2022, 06/30/2023)																		
62175	ITUPIRANGA	06/24/1999	Active(1)	15	4	0	4	36.36%	11		2			P,S,T,M,VP SC	3			
99171	JACUNDA CENTRO	04/25/2007	Active	8	0	0	0	0.00%	8		11	1	None	P,S,T,M,VP SC	0			
16423	MACAPA	09/16/1961	Active	20	1	2	-1	-4.76%	21	22	0			P,S,T,M,VP SC	0		\$200.36	
118928	MACAPA JESUS DE NAZARE	03/12/2013	Active(4)	15	0	6	-6	-28.57%	21	6	3			P,S,T,M,VP SC	0			
128074	Macapa Maria do Ceu	06/23/2016	Active(1)	17	0	6	-6	-26.09%	23	6	6		2	P,S,T,M,VP SC	1		\$287.75	
Exc Award (06/30/2024)																		
38637	MACAPA PERIMETRAL	06/16/1980	Active	24	0	0	0	0.00%	24		10		3	P,S,T,M,VP SC	1		\$1,000.00	
Exc Award (06/30/2020, 06/30/2023)																		
39627	MARABA	03/30/1981	Active	26	5	7	-2	-7.14%	28	15	0			P,S,T,M,VP SC	2			
Exc Award (06/30/2023)																		
54696	MARABA ITACAIUNAS	06/28/1993	Active	12	0	0	0	0.00%	12		1			P,S,T,M,VP SC	0			
154736	Mazagão São Tiago	06/20/2023	Cancelled(8*)	0	0	21	-21	-100.00%	21	2	6	1	None	P,S,T,M,VP SC	21	90+ Days		
39704	MOJU	04/13/1981	Active	11	2	3	-1	-8.33%	12	11	1			P,S,T,M,VP SC	0			
64219	NOVO PROGRESSO	04/19/2001	Active	42	5	3	2	5.00%	40	9	0			P,S,T,M,VP SC	0		\$1,000.00	
Exc Award (06/30/2020)																		
144668	Oiapoque Fronteira	01/05/2021	Cancelled(8*)	0	0	27	-27	-100.00%	27	4	0	1	None	P,S,T,M,VP SC	0	90+ Days		




Club Health Assessment for District LA 6 through June 2025

			Status	Membership							Reports					Finance	LCIF
Club Number	Club Name	Charter Date		Current Member Count	YTD Members Added	YTD Members Dropped	YTD Net Growth	YTD Net Growth%	Member Count 12 Months Ago	Avg. length of service for dropped members	Months Since Last MMR ***	Yrs. Since Last Officer Report	President Rotation	Vice President Reported ****	Months Since Last Activity Report ***	Account Balance	Donations for current Fiscal Year
			Number of times on status quo within last two years	If below 15 members appears				If net loss is greater than 20% appears			If no report in 3 months appears in	When more than one year appears in	Number of repeat terms	Notes the officers that do not have an active	If no report at 12 months appears in red		
38639	PARAGOMINAS	06/27/1980	Active	50	19	4	15	42.86%	35	14	0			P,S,T,M,VP SC	2		
16429	PARNAIBA	11/23/1957	Active(1)	38	2	12	-10	-20.83%	48	7	0			P,S,T,M,VP SC	1		
154816	Pedro II	06/21/2023	Active(4)	25	0	0	0	0.00%	25		4			P,S,T,M,VP SC	1		
16431	PICOS	06/20/1959	Active(1)	40	46	50	-4	-9.09%	44	9	0		5	P,S,T,M,VP SC	0		
Exc Award (06/30/2023)																	
119739	Rondon do Para Renascer	06/20/2013	Active(1)	14	0	0	0	0.00%	14		8		10	P,S,T,M,VP SC	1		
37062	SANTA INES	05/08/1979	Active	35	5	15	-10	-22.22%	45	7	0			P,S,T,M,VP SC	0		\$4,290.00
118737	SANTA LUZIA	02/07/2013	Active(1)	25	2	3	-1	-3.85%	26	8	0			P,S,T,M,VP SC	4		
Exc Award (06/30/2022)																	
16444	SAO LUIS GONÇALVES DIAS	10/24/1963	Active	31	0	2	-2	-6.06%	33	3	3			P,S,T,M,VP SC	0		\$20.00
34532	SAO LUIS SAO FRANCISCO	10/20/1977	Active	13	0	0	0	0.00%	13		3			P,S,T,M,VP SC	3		
52094	TAILANDIA	10/17/1991	Active(1)	28	1	1	0	0.00%	28	2	2			P,S,T,M,VP SC	0		
16447	TERESINA	05/25/1956	Active	54	8	5	3	5.88%	51	28	0		2	P,S,T,M,VP SC	0		
Exc Award (06/30/2023)																	
37352	TERESINA AFONSO MAFRENSE	06/25/1979	Active	56	26	12	14	33.33%	42	6	0			P,S,T,M,VP SC	2		
38168	TERESINA CIDADE VERDE	03/31/1980	Active	25	0	0	0	0.00%	25		12		2	P,S,T,M,VP SC	15		
56435	TERESINA FREI SERAFIM	01/17/1995	Active	38	2	4	-2	-5.00%	40	5	1			P,S,T,M,VP SC	0		\$20.00
Exc Award (06/30/2018, 06/30/2022, 06/30/20)																	
138476	Teresina Heróis do Jenipapo	06/07/2019	Active	13	3	3	0	0.00%	13	3	0			P,S,T,M,VP SC	0		
Exc Award (06/30/2023)																	
36328	TERESINA OITO DE OUTUBRO	12/08/1978	Active	13	12	14	-2	-13.33%	15	25	0		3	P,S,T,M,VP SC	6		
16448	TIMON	06/03/1967	Active	24	0	0	0	0.00%	24		23			P,S,T,M,VP SC	4		
53080	TUCURUI	05/13/1992	Active(1)	32	7	0	7	28.00%	25		0		2	P,S,T,M,VP SC	0		\$50.00
150513	Tutoia	04/13/2022	Active(1)	23	4	10	-6	-20.69%	29	2	5		2	P,S,T,M,VP SC	7		\$50.00



Club Health Assessment for District LA 6 through June 2025

			Status	Membership							Reports				Finance	LCIF	
Club Number	Club Name	Charter Date		Current Member Count	YTD Members Added	YTD Members Dropped	YTD Net Growth	YTD Net Growth%	Member Count 12 Months Ago	Avg. length of service for dropped members	Months Since Last MMR ***	Yrs. Since Last Officer Report	President Rotation	Vice President Reported ****	Months Since Last Activity Report ***	Account Balance	Donations for current Fiscal Year
			Number of times on status quo within last two years	If below 15 members appears				If net loss is greater than 20% appears			If no report in 3 months appears in	When more than one year appears in	Number of repeat terms	Notes the officers that do not have an active	If no report at 12 months appears in red		

Clubs Cancelled Previous Fiscal Year – Clubs Cancelled within last 12 months may be reinstated

Club Number	Club Name	Charter Date	Current Status*	Cancellation Date
137588	Pinheiro	03/14/2019	Cancelled(8*)	12/29/2023

Current Total Clubs Count	YTD New Clubs Count	YTD Cancelled Clubs Count	YTD Net Club Gain	Current Total Members Count	YTD Add	YTD Drop	YTD Net Growth	YTD Net Growth %	Member Count 12 Months Ago	Average Member Count Per Club	% of Clubs with less than 20 members	% No MMR in 3 Months	% No Officer Report in 12 Months	% of Clubs with balance 90+ days	Number of Clubs in Status Quo	% Status Quo Clubs in Financial Suspension	Number of Cancelled Clubs	Average Cancelled Club Age	Members Lost Due to Cancellation	% of Clubs Cancelled for Non-Financial Reasons
55	4	2	2	1,393	322	300	22	1.60%	1,371	25	36%	33%	5%	0%	0	0%	2	5	48	-50%

* - P - Priority Club. Cancellation Reasons: 1-Objectives/conduct, 2-Non-active club, 5-Non-existing club, 6-Disbanding, 7-Merger, 8-Financial Suspension, 9-District/Multiple District Dues.

** - Abbreviation: P-President, S-Secretary, T-Treasurer, M-Member Chairperson, VP-First Vice President, MC-Communications Chairperson, SC-Service Chairperson

*** - Abbreviation: N/R - Never reported using the Lions Clubs website, N/A - Not applicable, No password registered for the Lions Clubs website.

**** - Abbreviation: N - New, IP - Immediate Past, R - Repeat.



Club Health Assessment for District LB 1 through June 2025

			Status	Membership							Reports					Finance		LCIF
Club Number	Club Name	Charter Date		Current Member Count	YTD Members Added	YTD Members Dropped	YTD Net Growth	YTD Net Growth%	Member Count 12 Months Ago	Avg. length of service for dropped members	Months Since Last MMR ***	Yrs. Since Last Officer Report	President Rotation	Vice President Reported ****	Months Since Last Activity Report ***	Account Balance	Donations for current Fiscal Year	
			Number of times on status quo within last two years	If below 15 members appears					If net loss is greater than 20% appears		If no report in 3 months appears in	When more than one year appears in	Number of repeat terms	Notes the officers that do not have an active	If no report at 12 months appears in red			
Clubs less than two years old																		
156025	Navirai Centro	09/18/2023	Active(2)	44	46	48	-2	-4.35%	46	8	0			P,S,T,M,VP SC	0			
181703	Sandovalina	04/03/2025	Newly Chartered	21	21	0	21	100.00%	0		1			P,S,T,M,VP SC	N/R			
Clubs more than two years old																		
119889	Amambai Crepusculo	06/28/2013	Active	18	4	13	-9	-33.33%	27	4	0			P,S,T,M,VP SC	0		\$1,000.81	
Exc Award (06/30/2017)																		
142700	Anastacio	08/19/2020	Active	33	0	14	-14	-29.79%	47	4	0		None	P,S,T,M,VP SC	1			
Exc Award (06/30/2022, 06/30/2024)																		
16969	AQUIDAUANA	11/10/1955	Active	30	0	4	-4	-11.76%	34	9	0		2	P,S,T,M,VP SC	1			
Exc Award (06/30/2016, 06/30/2017, 06/30/20																		
16970	ASSIS	10/10/1957	Active(1)	11	3	1	2	22.22%	9	0	0		9	P,S,T,M,VP SC	0			
59645	ASSIS LEAO DO VALE	06/17/1997	Active	21	1	0	1	5.00%	20		0		3	P,S,T,M,VP SC	0			
Exc Award (06/30/2022, 06/30/2024)																		
16972	BATAGUASSU	04/30/1968	Active	32	2	3	-1	-3.03%	33	20	0		2	P,S,T,M,VP SC	0			
Exc Award (06/30/2020)																		
16979	CAMPO GRANDE	11/29/1954	Active(2)	18	0	10	-10	-35.71%	28	3	5			P,S,T,M,VP SC	5		\$1,001.59	
Exc Award (06/30/2018, 06/30/2019)																		
143982	Campo Grande Centenario	12/15/2020	Active	14	0	0	0	0.00%	14		1		6	P,S,T,M,VP SC	0			
63587	CAMPO GRANDE CIDADE MORENA	09/25/2000	Active	19	2	2	0	0.00%	19	1	1			P,S,T,M,VP SC	2		\$2,113.16	
Exc Award (06/30/2017, 06/30/2018, 06/30/20																		
154402	Campo Grande Ipe Amarelo	05/17/2023	Active(1)	31	3	4	-1	-3.13%	32	4	1		3	P,S,T,M,VP SC	6		\$1,000.78	
16975	CAMPO GRANDE NORTE	04/26/1968	Active	17	2	3	-1	-5.56%	18	2	0			P,S,T,M,VP SC	0		\$1,051.59	
Exc Award (06/30/2020, 06/30/2021)																		
153864	Campo Grande Pantanal Sul	03/23/2023	Active(2)	3	3	8	-5	-62.50%	8	4	6		3	P,S,T,M,VP SC	0			
16976	CAMPO GRANDE SUL	04/26/1968	Active	21	0	8	-8	-27.59%	29	14	0			P,S,T,M,VP SC	12			
Exc Award (06/30/2016, 06/30/2018, 06/30/20																		
52191	CANDIDO MOTA	11/26/1991	Active	33	3	3	0	0.00%	33	5	1			P,S,T,M,VP SC	0			



Club Health Assessment for District LB 1 through June 2025

			Status	Membership						Reports					Finance		LCIF				
Club Number	Club Name	Charter Date		Current Member Count	YTD Members Added	YTD Members Dropped	YTD Net Growth	YTD Net Growth%	Member Count 12 Months Ago	Avg. length of service for dropped members	Months Since Last MMR ***	Yrs. Since Last Officer Report	President Rotation	Vice President Reported ****	Months Since Last Activity Report ***	Account Balance	Donations for current Fiscal Year				
			Number of times on status quo within last two years	If below 15 members appears					If net loss is greater than 20% appears						If no report in 3 months appears in	When more than one year appears in	Number of repeat terms	Notes the officers that do not have an active	If no report at 12 months appears in red		
Exc Award (06/30/2016, 06/30/2017, 06/30/2018)			Active	38	1	0	1	2.70%	37		0		2	P,S,T,M,VP SC	0		\$4,304.86				
16978	CERQUEIRA CESAR	03/12/1965		15	0	0	0	0.00%	15		14		2	P,S,T,M,VP SC	0						
Exc Award (06/30/2016, 06/30/2017, 06/30/2018)			Active	27	0	1	-1	-3.57%	28	39	0			P,S,T,M,VP SC	0						
16982	CHAVANTES	06/11/1967		71	6	3	3	4.41%	68	10	0			P,S,T,M,VP SC	0						
Exc Award (06/30/2017, 06/30/2020)			Active	18	0	6	-6	-25.00%	24	6	1			P,S,T,M,VP SC	0						
68933	CORUMBAALVORADA	06/10/2003		15	0	2	-2	-11.76%	17	9	0			P,S,T,M,VP SC	0						
Exc Award (06/30/2016, 06/30/2017, 06/30/2018)			Active	7	0	0	0	0.00%	7		14		4	P,S,T,M,VP SC	2						
34457	DEODAPOLIS	09/07/1977		21	1	3	-2	-8.70%	23	17	1			P,S,T,M,VP SC	0						
Exc Award (06/30/2016, 06/30/2018, 06/30/2020)			Active	33	7	3	4	13.79%	29	0	0			P,S,T,M,VP SC	0		\$2,049.97				
98043	ESTANCIA TURISTICA DE PRES EPITACIO	11/20/2006		23	2	0	2	9.52%	21		0		2	P,S,T,M,VP SC	0						
Exc Award (06/30/2018, 06/30/2020)			Active(2)	1	0	0	0	0.00%	1		12			P,S,T,M,VP SC	5						
149533	Guia Lopes da Laguna	02/15/2022		23	9	9	0	0.00%	23	11	0			P,S,T,M,VP SC	0						
Exc Award (06/30/2016, 06/30/2018)			Active	27	1	7	-6	-18.18%	33	3	0			P,S,T,M,VP SC	0						
151226	Itaquiraí	06/10/2022		5	0	0	0	0.00%	5		6		4	P,S,T,M,VP SC	2						
Exc Award (06/30/2017)			Active	26	0	2	-2	-7.14%	28	1	1			P,S,T,M,VP SC	0		\$1,000.03				
41674	LADARIO	06/27/1982		Exc Award (06/30/2016, 06/30/2017, 06/30/2018)																	



Club Health Assessment for District LB 1 through June 2025

			Status	Membership							Reports					Finance		LCIF
Club Number	Club Name	Charter Date		Current Member Count	YTD Members Added	YTD Members Dropped	YTD Net Growth	YTD Net Growth%	Member Count 12 Months Ago	Avg. length of service for dropped members	Months Since Last MMR ***	Yrs. Since Last Officer Report	President Rotation	Vice President Reported ****	Months Since Last Activity Report ***	Account Balance	Donations for current Fiscal Year	
			Number of times on status quo within last two years	If below 15 members appears				If net loss is greater than 20% appears			If no report in 3 months appears in	When more than one year appears in	Number of repeat terms	Notes the officers that do not have an active	If no report at 12 months appears in red			
66306	MIRANDA	06/21/2002	Active	4	0	4	-4	-50.00%	8	16	6		7	P,S,T,M,VP SC	3			
	Exc Award (06/30/2020)																	
34652	MUNDO NOVO	11/08/1977	Active	29	1	1	0	0.00%	29	8	1			P,S,T,M,VP SC	0		\$2,001.95	
	Exc Award (06/30/2017, 06/30/2019, 06/30/2020)																	
16995	NOVA ANDRADINA	05/28/1966	Active	21	1	3	-2	-8.70%	23	2	0			P,S,T,M,VP SC	0			
	Exc Award (06/30/2016, 06/30/2017, 06/30/2020)																	
53078	OURINHOS	05/13/1992	Active	41	19	5	14	51.85%	27	8	0			P,S,T,M,VP SC	0		\$1,464.31	
	Exc Award (06/30/2020, 06/30/2021, 06/30/2022)																	
16998	PARAGUACU PAULISTA	10/10/1959	Active	29	1	7	-6	-17.14%	35	8	0			P,S,T,M,VP SC	0			
	Exc Award (06/30/2016, 06/30/2017, 06/30/2020)																	
17000	PONTA PORA	04/15/1961	Active	21	4	1	3	16.67%	18	48	0			P,S,T,M,VP SC	0		\$2,002.31	
	Exc Award (06/30/2016, 06/30/2017)																	
17002	PRESIDENTE PRUDENTE	06/14/1958	Active	20	1	6	-5	-20.00%	25	8	0			P,S,T,M,VP SC	1		\$1,002.24	
	Exc Award (06/30/2018, 06/30/2023, 06/30/2024)																	
128000	Presidente Prudente Centenario	06/17/2016	Active	5	5	10	-5	-50.00%	10	14	0		None	P,S,T,M,VP SC	0			
17003	PRESIDENTE PRUDENTE CINQUENTENARIO	11/27/1967	Active	23	3	5	-2	-8.00%	25	4	1		2	P,S,T,M,VP SC	0			
	Exc Award (06/30/2016, 06/30/2020, 06/30/2022)																	
53148	PRESIDENTE VENCESLAU VISAO	05/21/1992	Active	38	3	5	-2	-5.00%	40	18	0			P,S,T,M,VP SC	0			
	Exc Award (06/30/2016, 06/30/2021)																	
17004	PRESIDENTE WENCESLAU	06/23/1962	Active	25	0	1	-1	-3.85%	26	61	0			P,S,T,M,VP SC	0			
57500	PRIMAVERA ROSANA	11/07/1995	Active	11	0	1	-1	-8.33%	12	7	0			P,S,T,M,VP SC	0			
	Exc Award (06/30/2017, 06/30/2019, 06/30/2020)																	
17005	RANCHARIA	06/13/1959	Active	19	2	4	-2	-9.52%	21	12	1		2	P,S,T,M,VP SC	1			
	Exc Award (06/30/2016, 06/30/2017, 06/30/2020)																	
36981	REGENTE FEIJO	04/20/1979	Active	13	0	2	-2	-13.33%	15	2	1		2	P,S,T,M,VP SC	0			
	Exc Award (06/30/2016, 06/30/2017, 06/30/2020)																	
46041	RIO BRILHANTE	04/03/1986	Active	10	0	0	0	0.00%	10		14		3	P,S,T,M,VP SC	2		\$14.97	



Club Health Assessment for District LB 1 through June 2025

			Status	Membership							Reports					Finance	LCIF
Club Number	Club Name	Charter Date		Current Member Count	YTD Members Added	YTD Members Dropped	YTD Net Growth	YTD Net Growth%	Member Count 12 Months Ago	Avg. length of service for dropped members	Months Since Last MMR ***	Yrs. Since Last Officer Report	President Rotation	Vice President Reported ****	Months Since Last Activity Report ***	Account Balance	Donations for current Fiscal Year
			Number of times on status quo within last two years	If below 15 members appears				If net loss is greater than 20% appears			If no report in 3 months appears in	When more than one year appears in	Number of repeat terms	Notes the officers that do not have an active	If no report at 12 months appears in red		
40240	RIO VERDE DE MATO GROSSO	07/01/1981	Active(1)	8	7	0	7	700.00%	1		0			P,S,T,M,VP SC	0		
36814	SAO GABRIEL D'OESTE Exc Award (06/30/2017)	03/30/1979	Active(2)	39	5	0	5	14.71%	34		1			P,S,T,M,VP SC	0		\$2,002.65
37124	SIDROLANDIA Exc Award (06/30/2016, 06/30/2018)	05/21/1979	Active(1)	22	1	0	1	4.76%	21		1			P,S,T,M,VP SC	0		\$1,001.74
42797	TEODORO SAMPAIO Exc Award (06/30/2021, 06/30/2022)	06/14/1983	Active	24	2	0	2	9.09%	22		2			P,S,T,M,VP SC	3		\$1,001.17

Clubs Cancelled Previous Fiscal Year – Clubs Cancelled within last 12 months may be reinstated

Club Number	Club Name	Charter Date	Current Status*	Cancellation Date
37471	AGUAS DE SANTA BARBARA	08/27/1979	Cancelled(8*)	02/29/2024
119323	NAVIRAI	05/08/2013	Cancelled(6*)	12/29/2023

Current Total Clubs Count	YTD New Clubs Count	YTD Cancelled Clubs Count	YTD Net Club Gain	Current Total Members Count	YTD Add	YTD Drop	YTD Net Growth	YTD Net Growth %	Member Count 12 Months Ago	Average Member Count Per Club	% of Clubs with less than 20 members	% No MMR in 3 Months	% No Officer Report in 12 Months	% of Clubs with balance 90+ days	Number of Clubs in Status Quo	% Status Quo Clubs in Financial Suspension	Number of Cancelled Clubs	Average Cancelled Club Age	Members Lost Due to Cancellation	% of Clubs Cancelled for Non-Financial Reasons
50	1	0	1	1,118	172	212	-40	-3.45%	1,158	22	40%	16%	0%	0%	0	0%	0	0	0	0%

* - P - Priority Club. Cancellation Reasons: 1-Objectives/conduct, 2-Non-active club, 5-Non-existing club, 6-Disbanding, 7-Merger, 8-Financial Suspension, 9-District/Multiple District Dues.

** - Abbreviation: P-President, S-Secretary, T-Treasurer, M-Member Chairperson, VP-First Vice President, MC-Communications Chairperson, SC-Service Chairperson

*** - Abbreviation: N/R - Never reported using the Lions Clubs website, N/A - Not applicable, No password registered for the Lions Clubs website.

**** - Abbreviation: N - New, IP - Immediate Past, R - Repeat.



Club Health Assessment for District LB 2 through June 2025

			Status	Membership							Reports					Finance		LCIF
Club Number	Club Name	Charter Date		Current Member Count	YTD Members Added	YTD Members Dropped	YTD Net Growth	YTD Net Growth%	Member Count 12 Months Ago	Avg. length of service for dropped members	Months Since Last MMR ***	Yrs. Since Last Officer Report	President Rotation	Vice President Reported ****	Months Since Last Activity Report ***	Account Balance	Donations for current Fiscal Year	
			Number of times on status quo within last two years	If below 15 members appears					If net loss is greater than 20% appears			If no report in 3 months appears in	When more than one year appears in	Number of repeat terms	Notes the officers that do not have an active	If no report at 12 months appears in red		
Clubs less than two years old																		
154967	Acreúna Flor de Ypê	07/31/2023	Active(1)	12	0	9	-9	-42.86%	21	2	0			P,S,T,M,VP SC	N/R			
182053	Goiânia Cora Coralina	05/19/2025	Newly Chartered	23	23	0	23	100.00%	0		0			P,S,T,M,VP SC	0			
172423	Goiânia Flamboyant	07/16/2024	Active	13	27	14	13	100.00%	0	1	1			P,S,T,M,VP SC	0		\$232.13	
178950	Sao Miguel do Araguaia Flor de Pequi	11/06/2024	Active	26	26	0	26	100.00%	0		7			P,S,T,M,VP SC	N/R			
Clubs more than two years old																		
17012	ANAPOLIS CENTRO Exc Award (06/30/2022)	03/10/1957	Active(1)	17	0	6	-6	-26.09%	23	14	0			P,S,T,M,VP SC	0			
46642	APARECIDA DE GOIANIA	11/07/1986	Active	20	0	0	0	0.00%	20		13		2	P,S,T,M,VP SC	0			
47615	ARAGUAINA TOCANTINS Exc Award (06/30/2022)	06/27/1987	Active(2)	16	1	5	-4	-20.00%	20	19	4			P,S,T,M,VP SC	0		\$1,001.06	
31627	CATALAO Exc Award (06/30/2017, 06/30/2019, 06/30/20)	01/26/1976	Active	38	3	16	-13	-25.49%	51	16	0			P,S,T,M,VP SC	0		\$4,000.58	
17026	CERES Exc Award (06/30/2017)	11/01/1967	Active(1)	27	0	7	-7	-20.59%	34	7	3			P,S,T,M,VP SC	1			
56557	FORMOSA DA IMPERATRIZ	02/20/1995	Active	15	0	0	0	0.00%	15		4		6	P,S,T,M,VP SC	24+			
17038	GOIANESIA Exc Award (06/30/2018)	01/27/1965	Active	60	0	2	-2	-3.23%	62	1	4		2	P,S,T,M,VP SC	1			
125995	Goiânia Bandeirantes Benincá Exc Award (06/30/2017, 06/30/2019, 06/30/20)	10/16/2015	Active	15	1	2	-1	-6.25%	16	6	0			P,S,T,M,VP SC	1		\$480.26	
51664	GOIANIA BRANCA FAJARDO Exc Award (06/30/2021)	05/23/1991	Active	25	4	1	3	13.64%	22	3	0		4	P,S,T,M,VP SC	0		\$1,001.06	
151360	Goiânia Flor De Ipê	06/17/2022	Active(1)	14	8	6	2	16.67%	12	2	0			P,S,T,M,VP SC	0		\$2,042.38	
53792	GOIANIA MARISTA Exc Award (06/30/2016, 06/30/2017, 06/30/20)	11/05/1992	Active	50	17	5	12	31.58%	38	5	0			P,S,T,M,VP SC	0		\$1,087.78	
29532	GOIANIA NORTE	06/28/1974	Active	20	4	0	4	25.00%	16		0			P,S,T,M,VP SC	0			
55843	GOIANIA PARANAIBA	06/21/1994	Active	10	0	2	-2	-16.67%	12	24	1			P,S,T,M,VP SC	9			



Club Health Assessment for District LB 2 through June 2025

			Status	Membership							Reports					Finance		LCIF
Club Number	Club Name	Charter Date		Current Member Count	YTD Members Added	YTD Members Dropped	YTD Net Growth	YTD Net Growth%	Member Count 12 Months Ago	Avg. length of service for dropped members	Months Since Last MMR ***	Yrs. Since Last Officer Report	President Rotation	Vice President Reported ****	Months Since Last Activity Report ***	Account Balance	Donations for current Fiscal Year	
			Number of times on status quo within last two years	If below 15 members appears					If net loss is greater than 20% appears			If no report in 3 months appears in	When more than one year appears in	Number of repeat terms	Notes the officers that do not have an active	If no report at 12 months appears in red		
Exc Award (06/30/2017)																		
56353	GOIANIA SERRA DOURADA	12/28/1994	Active	27	6	9	-3	-10.00%	30	6	0		2	P,S,T,M,VP SC	1		\$999.97	
Exc Award (06/30/2016, 06/30/2018, 06/30/2020)																		
17036	GOIANIA SUL	01/30/1965	Active	35	9	8	1	2.94%	34	16	0			P,S,T,M,VP SC	1		\$1,910.71	
Exc Award (06/30/2017, 06/30/2019)																		
64811	GOIANIA-BURITIS	11/29/2001	Active	10	0	0	0	0.00%	10		0			P,S,T,M,VP SC	0		\$1,001.37	
Exc Award (06/30/2021)																		
49640	GOIANIRA	06/23/1989	Active	27	5	2	3	12.50%	24	12	0			P,S,T,M,VP SC	0		\$2,039.37	
Exc Award (06/30/2020)																		
135341	Goiatuba Centenario	06/25/2018	Active	26	0	0	0	0.00%	26		0			P,S,T,M,VP SC	18		\$9.92	
122609	Ipameri	06/24/2014	Active(2)	4	0	1	-1	-20.00%	5	11	1		6	P,S,T,M,VP SC	24+			
122463	Itapuranga "Wagner Camargo"	06/17/2014	Active	29	4	3	1	3.57%	28	7	0			P,S,T,M,VP SC	2			
Exc Award (06/30/2021)																		
17047	JARAGUA	05/13/1969	Active	32	3	1	2	6.67%	30	3	0			P,S,T,M,VP SC	0			
Exc Award (06/30/2023)																		
17046	JATAI	03/23/1968	Active	27	3	5	-2	-6.90%	29	3	3			P,S,T,M,VP SC	2			
51995	MINEIROS	09/06/1991	Active	65	10	23	-13	-16.67%	78	8	0			P,S,T,M,VP SC	0		\$1,099.97	
Exc Award (06/30/2018, 06/30/2022)																		
148484	Novo Planalto	09/28/2021	Active(4)	14	0	0	0	0.00%	14		14		None	P,S,T,M,VP SC	N/A			
110925	OUVIDOR	05/13/2011	Active	21	0	3	-3	-12.50%	24	6	0		3	P,S,T,M,VP SC	0			
54284	PALMAS	03/29/1993	Active(3)	25	1	0	1	4.17%	24		0			P,S,T,M,VP SC	8		\$2,099.85	
Exc Award (06/30/2023)																		
67441	PALMAS ADAO CORDEIRO MACHADO	03/18/2003	Cancelled(6*)	0	0	14	-14	-100.00%	14	12	1		None	P,S,T,M,VP SC	2			
Exc Award (06/30/2022)																		
148388	Palmas Jalapao	09/22/2021	Active(1)	8	6	4	2	33.33%	6	4	0			P,S,T,M,VP SC	1			
136655	Pedro Afonso Encontro das Aguas	11/28/2018	Active	31	9	8	1	3.33%	30	3	0			P,S,T,M,VP SC	1			
Exc Award (06/30/2022, 06/30/2023)																		
17055	PIRES DO RIO	10/13/1967	Active	49	4	9	-5	-9.26%	54	9	0			P,S,T,M,VP SC	5		\$7,899.89	



Club Health Assessment for District LB 2 through June 2025

			Status	Membership							Reports					Finance		LCIF
Club Number	Club Name	Charter Date		Current Member Count	YTD Members Added	YTD Members Dropped	YTD Net Growth	YTD Net Growth%	Member Count 12 Months Ago	Avg. length of service for dropped members	Months Since Last MMR ***	Yrs. Since Last Officer Report	President Rotation	Vice President Reported ****	Months Since Last Activity Report ***	Account Balance	Donations for current Fiscal Year	
			Number of times on status quo within last two years	If below 15 members appears				If net loss is greater than 20% appears			If no report in 3 months appears in	When more than one year appears in	Number of repeat terms	Notes the officers that do not have an active	If no report at 12 months appears in red			
34196	PORANGATU	06/26/1977	Active	69	6	10	-4	-5.48%	73	8	0			P,S,T,M,VP SC	6			
	Exc Award (06/30/2022, 06/30/2023)																	
147600	Porangatu Lagoa Grande	07/22/2021	Active(1)	34	10	7	3	9.68%	31	3	0			P,S,T,M,VP SC	9		\$2,010.32	
	Exc Award (06/30/2022)																	
17056	QUIRINOPOLIS	10/19/1968	Active	39	0	4	-4	-9.30%	43	9	1			P,S,T,M,VP SC	0			
35193	RIALMA	03/20/1978	Active	24	5	0	5	26.32%	19		0			P,S,T,M,VP SC	24+			
30925	RIO VERDE SUDOESTE	06/13/1975	Active(1)	20	0	5	-5	-20.00%	25	10	0			P,S,T,M,VP SC	0	90+ Days		
	Exc Award (06/30/2023)																	
17058	RUBIATABA	03/01/1970	Active	36	4	1	3	9.09%	33	2	0			P,S,T,M,VP SC	0		\$200.00	
17064	URUACU	11/22/1968	Active(1)	59	6	11	-5	-7.81%	64	3	0			P,S,T,M,VP SC	0		\$2,004.40	
51665	URUANA	05/23/1991	Active	17	5	0	5	41.67%	12		0		2	P,S,T,M,VP SC	0			
82288	VALPARAISO DE GOIAS CENTRO	05/05/2004	Active(3)	12	1	14	-13	-52.00%	25	4	3		2	P,S,T,M,VP SC	2			


Clubs Cancelled Previous Fiscal Year – Clubs Cancelled within last 12 months may be reinstated

Club Number	Club Name	Charter Date	Current Status*	Cancellation Date
42799	CRIXAS JOAO XAVIER	06/10/1983	Cancelled(6*)	07/29/2023
17037	GOIANIA TOCANTINS	01/10/1969	Cancelled(8*)	12/29/2023
150316	Portelandia Corrego Da Porteira	04/11/2022	Cancelled(8*)	09/29/2023
154734	Posse Flor do Cerrado-	06/22/2023	Cancelled(8*)	01/29/2024
138669	Santa Isabel	06/28/2019	Cancelled(8*)	06/29/2024

Current Total Clubs Count	YTD New Clubs Count	YTD Cancelled Clubs Count	YTD Net Club Gain	Current Total Members Count	YTD Add	YTD Drop	YTD Net Growth	YTD Net Growth %	Member Count 12 Months Ago	Average Member Count Per Club	% of Clubs with less than 20 members	% No MMR in 3 Months	% No Officer Report in 12 Months	% of Clubs with balance 90+ days	Number of Clubs in Status Quo	% Status Quo Clubs in Financial Suspension	Number of Cancelled Clubs	Average Cancelled Club Age	Members Lost Due to Cancellation	% of Clubs Cancelled for Non-Financial Reasons
42	3	1	2	1,141	211	217	-6	-0.52%	1,147	27	33%	21%	0%	2%	0	0%	1	124	14	-300%



Club Health Assessment for District LB 2 through June 2025

			Status	Membership							Reports					Finance	LCIF
Club Number	Club Name	Charter Date		Current Member Count	YTD Members Added	YTD Members Dropped	YTD Net Growth	YTD Net Growth%	Member Count 12 Months Ago	Avg. length of service for dropped members	Months Since Last MMR ***	Yrs. Since Last Officer Report	President Rotation	Vice President Reported ****	Months Since Last Activity Report ***	Account Balance	Donations for current Fiscal Year
			Number of times on status quo within last two years	If below 15 members appears				If net loss is greater than 20% appears			If no report in 3 months appears in	When more than one year appears in	Number of repeat terms	Notes the officers that do not have an active	If no report at 12 months appears in red		

* - P - Priority Club. Cancellation Reasons: 1-Objectives/conduct, 2-Non-active club, 5-Non-existing club, 6-Disbanding, 7-Merger, 8-Financial Suspension, 9-District/Multiple District Dues.
** - Abbreviation: P-President, S-Secretary, T-Treasurer, M-Member Chairperson, VP-First Vice President, MC-Communications Chairperson, SC-Service Chairperson
*** - Abbreviation: N/R - Never reported using the Lions Clubs website, N/A - Not applicable, No password registered for the Lions Clubs website.
**** - Abbreviation: N - New, IP - Immediate Past, R - Repeat.



Club Health Assessment for District LB 3 through June 2025

			Status	Membership							Reports					Finance	LCIF
Club Number	Club Name	Charter Date		Current Member Count	YTD Members Added	YTD Members Dropped	YTD Net Growth	YTD Net Growth%	Member Count 12 Months Ago	Avg. length of service for dropped members	Months Since Last MMR ***	Yrs. Since Last Officer Report	President Rotation	Vice President Reported ****	Months Since Last Activity Report ***	Account Balance	Donations for current Fiscal Year
			Number of times on status quo within last two years	If below 15 members appears				If net loss is greater than 20% appears			If no report in 3 months appears in	When more than one year appears in	Number of repeat terms	Notes the officers that do not have an active	If no report at 12 months red		
Clubs more than two years old																	
17011	ABAETE	06/13/1970	Active	45	5	4	1	2.27%	44	2	0			P,S,T,M,VP SC	0		
Exc Award (06/30/2021, 06/30/2024)																	
133340	Abaeté Luciano Alves de Sousa	01/23/2018	Active	27	0	0	0	0.00%	27		17	1	None	P,S,T,M,VP SC	18		
58452	AP DE MINAS ANGELO GUIDI NETO	06/25/1996	Active(4)	14	0	0	0	0.00%	14		19	1	None	P,S,T,M,VP SC	24+		
17014	ARAGUARI DR ADALCINDO DE AMORIM	05/14/1960	Active(1)	8	0	0	0	0.00%	8		12		3	P,S,T,M,VP SC	24+		
17015	ARAXA-JOSE PORFIRIO DE OLIVEIR	11/25/1961	Active(3)	28	9	2	7	33.33%	21	9	1			S,T,M,VP,SC	20		
34283	BRASILIA BURITI	06/29/1977	Active	23	1	3	-2	-8.00%	25	11	5			P,S,T,M,VP SC	11		
Exc Award (06/30/2018, 06/30/2019, 06/30/2020)																	
119366	BRASILIA CAUB-I RIACHO FUNDO II DF	05/14/2013	Active	18	6	3	3	20.00%	15	18	1			P,S,T,M,VP SC	9		
123588	Brasília JK	11/10/2014	Active	13	1	0	1	8.33%	12		1		2	P,S,T,M,VP SC	2		
40136	BRASILIA METROPOLITANO	06/26/1981	Active	20	1	3	-2	-9.09%	22	30	0		2	P,S,T,M,VP SC	18		\$800.00
Exc Award (06/30/2017, 06/30/2020)																	
88670	BRASILIA SARAH KUBITSCHKEK	06/27/2005	Active	11	0	0	0	0.00%	11		20	1	None	P,S,T,M,VP SC	12		
Exc Award (06/30/2018)																	
17020	BRASILIA TAGUATINGA	12/06/1964	Active	44	5	0	5	12.82%	39		1			P,S,T,M,VP SC	2	90+ Days	
Exc Award (06/30/2020)																	
17024	CAMPINA VERDE	05/01/1961	Active	10	0	0	0	0.00%	10		0		None	P,S,T,M,VP SC	24+		
17025	CAPINOPOLIS	12/02/1965	Active	23	7	3	4	21.05%	19	1	1			P,S,T,M,VP SC	0		
17022	CARMO DO PAR-MAURICIO RIOS	04/25/1973	Active(1)	42	12	1	11	35.48%	31	0	0			P,S,T,M,VP SC	0		\$1,000.11
Exc Award (06/30/2018, 06/30/2019)																	
39626	CEILANDIA	03/25/1981	Active(1)	14	3	6	-3	-17.65%	17	3	3		5	P,S,T,M,VP SC	19		
63351	CONCEICAO DAS ALAGOAS 2000	06/27/2000	Active(1)	18	0	2	-2	-10.00%	20	2	8			P,S,T,M,VP SC	20		
40137	COROMANDEL	06/15/1981	Active	49	3	0	3	6.52%	46		7			P,S,T,M,VP SC	0		
Exc Award (06/30/2018)																	



Club Health Assessment for District LB 3 through June 2025

			Status	Membership							Reports					Finance		LCIF
Club Number	Club Name	Charter Date		Current Member Count	YTD Members Added	YTD Members Dropped	YTD Net Growth	YTD Net Growth%	Member Count 12 Months Ago	Avg. length of service for dropped members	Months Since Last MMR ***	Yrs. Since Last Officer Report	President Rotation	Vice President Reported ****	Months Since Last Activity Report ***	Account Balance	Donations for current Fiscal Year	
			Number of times on status quo within last two years	If below 15 members appears				If net loss is greater than 20% appears			If no report in 3 months appears in	When more than one year appears in	Number of repeat terms	Notes the officers that do not have an active	If no report at 12 months appears in red			
17028	DORES DO INDAIA	06/13/1970	Cancelled(8*)	0	0	13	-13	-100.00%	13	18	19	1	None	P,S,T,M,VP SC	24+	90+ Days		
17030	FRUTAL	05/15/1966	Active	6	0	1	-1	-14.29%	7	45	3			P,S,T,M,VP SC	24+			
63288	FRUTAL LUIZ ALBERTO DO CARMO Exc Award (06/30/2018)	06/08/2000	Active	22	0	2	-2	-8.33%	24	25	0			P,S,T,M,VP SC	24+			
17031	GAMA Exc Award (06/30/2018)	06/13/1973	Active	32	5	0	5	18.52%	27		1			P,S,T,M,VP SC	1		\$100.00	
54914	GAMA SUL-OESTE	10/04/1993	Active(1)	11	3	0	3	37.50%	8		1			P,S,T,M,VP SC	1			
40138	GUARA GOV ALMIR Exc Award (06/30/2021)	06/26/1981	Active	16	0	0	0	0.00%	16		12		2	P,S,T,M,VP SC	15			
41348	IBIA	05/25/1982	Active	15	0	0	0	0.00%	15		16			P,S,T,M,VP SC	16			
17045	ITUIUTABA Exc Award (06/30/2018)	12/11/1960	Active	16	3	5	-2	-11.11%	18	23	1		3	P,S,T,M,VP SC	0			
37165	ITUIUTABA 21 DE ABRIL	05/30/1979	Active	25	3	5	-2	-7.41%	27	4	0			P,S,T,M,VP SC	0			
40772	ITUIUTABA CONEGO ANGELO Exc Award (06/30/2018, 06/30/2022)	01/20/1982	Active	21	0	3	-3	-12.50%	24	5	1			P,S,T,M,VP SC	1			
64518	ITURAMA Exc Award (06/30/2019)	06/29/2001	Active	38	3	3	0	0.00%	38	2	1			P,S,T,M,VP SC	3		\$2,133.30	
44037	JOAO PINHEIRO Exc Award (06/30/2018)	06/11/1984	Active	54	9	8	1	1.89%	53	6	1			P,S,T,M,VP SC	8			
32531	LAGOA DA PRATA	06/29/1976	Active	13	0	0	0	0.00%	13		12			P,S,T,M,VP SC	24+			
29128	LUZ	04/22/1974	Active	8	0	0	0	0.00%	8		18	1	None	P,S,T,M,VP SC	24+			
17048	MONTE CARMELO Exc Award (06/30/2020)	08/12/1961	Active	26	6	3	3	13.04%	23	4	2			P,S,T,M,VP SC	12			
17053	PATOS DE MINAS	02/03/1968	Active(1)	56	5	15	-10	-15.15%	66	6	2		2	P,S,T,M,VP SC	18			
31034	PATOS DE MINAS GIOVANINI	06/30/1975	Active	65	6	1	5	8.33%	60	46	0			P,S,T,M,VP SC	0		\$1,001.52	
65161	PATOS DE MINAS-DOMINGOS MATTOS	03/25/2002	Active	37	4	1	3	8.82%	34	20	0			P,S,T,M,VP SC	20			
32493	PATROCINIO	06/28/1976	Active	11	1	4	-3	-21.43%	14	11	0		3	P,S,T,M,VP SC	16			



Club Health Assessment for District LB 3 through June 2025

			Status	Membership							Reports					Finance	LCIF
Club Number	Club Name	Charter Date		Current Member Count	YTD Members Added	YTD Members Dropped	YTD Net Growth	YTD Net Growth%	Member Count 12 Months Ago	Avg. length of service for dropped members	Months Since Last MMR ***	Yrs. Since Last Officer Report	President Rotation	Vice President Reported ****	Months Since Last Activity Report ***	Account Balance	Donations for current Fiscal Year
			Number of times on status quo within last two years	If below 15 members appears				If net loss is greater than 20% appears			If no report in 3 months appears in	When more than one year appears in	Number of repeat terms	Notes the officers that do not have an active	If no report at 12 months appears in red		
57223	PATROCINIO LILIA BRANDAO	07/03/1995	Active	39	6	2	4	11.43%	35	4	0			P,S,T,M,VP SC	13		
	Exc Award (06/30/2020)																
61292	PERDIZES	11/30/1998	Active	26	3	5	-2	-7.14%	28	5	1			P,S,T,M,VP SC	0		
17062	SANTA VITORIA	04/16/1966	Active	13	0	4	-4	-23.53%	17	21	0			P,S,T,M,VP SC	17		
	Exc Award (06/30/2018)																
17018	SOBRADINHO	11/01/1966	Active	18	6	3	3	20.00%	15	7	0			P,S,T,M,VP SC	1		
56991	TAGUATINGA HELEN KELLER	05/31/1995	Active	12	1	2	-1	-7.69%	13	22	2			P,S,T,M,VP SC	0		
	Exc Award (06/30/2019, 06/30/2023)																
33855	TAGUATINGA INDEPENDENCIA	05/19/1977	Active	24	4	3	1	4.35%	23	14	0		2	P,S,T,M,VP SC	18		
42186	TAGUATINGA LIBERDADE	01/25/1983	Active(3)	6	1	5	-4	-40.00%	10	24	1			P,S,T,M,VP SC	13		\$1,000.00
17066	TUPACIGUARA ENODES DE OLIVEIRA	03/26/1960	Active	54	0	7	-7	-11.48%	61	15	0			P,S,T,M,VP SC	6		
	Exc Award (06/30/2024)																
17068	UBERABA	07/06/1959	Active	26	4	5	-1	-3.70%	27	11	1			P,S,T,M,VP SC	0		
	Exc Award (06/30/2020, 06/30/2024)																
17069	UBERABA 70	06/01/1970	Active	24	0	5	-5	-17.24%	29	22	0			P,S,T,M,VP SC	0		
108748	UBERABA NAIR DA SILVA OLIVEIRA	06/23/2010	Active	61	5	4	1	1.67%	60	3	1		2	P,S,T,M,VP SC	0		\$1,016.17
	Exc Award (06/30/2018, 06/30/2021)																
106607	UBERABA SANTOS DUMONT	09/25/2009	Active	22	3	2	1	4.76%	21	9	1		2	P,S,T,M,VP SC	14		
	Exc Award (06/30/2016, 06/30/2018)																
41912	UBERABA SETE COLINAS	10/25/1982	Active	42	0	2	-2	-4.55%	44	5	0		2	P,S,T,M,VP SC	0		
	Exc Award (06/30/2023)																
17067	UBERLANDIA	06/06/1959	Active	9	0	0	0	0.00%	9		60	2	None	P,S,T,M,VP SC	24+		
142208	Uberlândia 1 de Maio	07/21/2020	Active	17	3	1	2	13.33%	15	0	0		2	P,S,T,M,VP SC	0		\$40.00
46307	UBERLANDIA 21 DE ABRIL	06/10/1986	Active	27	6	5	1	3.85%	26	11	0			P,S,T,M,VP SC	0		
102993	UBERLANDIA ADOLFO ALVES DA SILVA	06/30/2008	Active	21	4	0	4	23.53%	17		0			P,S,T,M,VP SC	0		
30367	UBERLANDIA CRUZEIRO DO SUL	03/06/1975	Active	34	10	3	7	25.93%	27	37	0			P,S,T,M,VP SC	0		\$1,438.98



Club Health Assessment for District LB 3 through June 2025

Club Number	Club Name	Charter Date	Status	Membership							Reports					Finance	LCIF
				Current Member Count	YTD Members Added	YTD Members Dropped	YTD Net Growth	YTD Net Growth%	Member Count 12 Months Ago	Avg. length of service for dropped members	Months Since Last MMR ***	Yrs. Since Last Officer Report	President Rotation	Vice President Reported ****	Months Since Last Activity Report ***	Account Balance	Donations for current Fiscal Year
			Number of times on status quo within last two years	If below 15 members appears				If net loss is greater than 20% appears			If no report in 3 months appears in	When more than one year appears in	Number of repeat terms	Notes the officers that do not have an active	If no report at 12 months appears in red		
35369	UNAI Exc Award (06/30/2018)	04/14/1978	Active(1)	69	5	8	-3	-4.17%	72	10	0			P,S,T,M,VP SC	13		

Clubs Cancelled Previous Fiscal Year – Clubs Cancelled within last 12 months may be reinstated

Club Number	Club Name	Charter Date	Current Status*	Cancellation Date
17021	BRASILIA TRES PODERES	06/20/1964	Cancelled(6*)	09/29/2023

Current Total Clubs Count	YTD New Clubs Count	YTD Cancelled Clubs Count	YTD Net Club Gain	Current Total Members Count	YTD Add	YTD Drop	YTD Net Growth	YTD Net Growth %	Member Count 12 Months Ago	Average Member Count Per Club	% of Clubs with less than 20 members	% No MMR in 3 Months	% No Officer Report in 12 Months	% of Clubs with balance 90+ days	Number of Clubs in Status Quo	% Status Quo Clubs in Financial Suspension	Number of Cancelled Clubs	Average Cancelled Club Age	Members Lost Due to Cancellation	% of Clubs Cancelled for Non-Financial Reasons
54	0	1	-1	1,423	162	157	5	0.35%	1,418	26	41%	26%	9%	2%	0	0%	1	114	13	0%

* - P - Priority Club. Cancellation Reasons: 1-Objectives/conduct, 2-Non-active club, 5-Non-existing club, 6-Disbanding, 7-Merger, 8-Financial Suspension, 9-District/Multiple District Dues.

** - Abbreviation: P-President, S-Secretary, T-Treasurer, M-Member Chairperson, VP-First Vice President, MC-Communications Chairperson, SC-Service Chairperson

*** - Abbreviation: N/R - Never reported using the Lions Clubs website, N/A - Not applicable, No password registered for the Lions Clubs website.

**** - Abbreviation: N - New, IP - Immediate Past, R - Repeat.



Club Health Assessment for District LB 4 through June 2025

			Status	Membership						Reports					Finance		LCIF			
Club Number	Club Name	Charter Date		Current Member Count	YTD Members Added	YTD Members Dropped	YTD Net Growth	YTD Net Growth%	Member Count 12 Months Ago	Avg. length of service for dropped members	Months Since Last MMR ***	Yrs. Since Last Officer Report	President Rotation	Vice President Reported ****	Months Since Last Activity Report ***	Account Balance	Donations for current Fiscal Year			
			Number of times on status quo within last two years	If below 15 members appears					If net loss is greater than 20% appears						If no report in 3 months appears in	When more than one year appears in	Number of repeat terms	Notes the officers that do not have an active	If no report at 12 months appears in red	
Clubs less than two years old																				
182344	Campinópolis Norberto Kühne	05/28/2025	Newly Chartered	37	37	0	37	100.00%	0		0				P,S,T,M,VP SC	N/R				
181844	Campos de Júlio Coração de Leão	04/18/2025	Newly Chartered	20	23	3	20	100.00%	0	0	0				P,S,T,M,VP SC	1				
182885	Castanheira Ouro Branco	06/18/2025	Newly Chartered	22	22	0	22	100.00%	0		0				P,S,T,M,VP SC	N/A				
156781	Confresa	12/07/2023	Active(1)	17	6	9	-3	-15.00%	20	2	0		None		P,S,T,M,VP SC	N/R				
182229	Cuiabá Rede do Bem	05/27/2025	Newly Chartered	20	20	0	20	100.00%	0		0				P,S,T,M,VP SC	N/R				
182881	Novo Mundo Entre Rios	06/18/2025	Newly Chartered	23	23	0	23	100.00%	0		0				P,S,T,M,VP SC	N/A				
172100	Querencia	06/12/2024	Active	19	0	4	-4	-17.39%	23	1	0		2		P,S,T,M,VP SC	1				
156690	Tabaporã Cidade Bonita	12/14/2023	Active(1)	22	16	4	12	120.00%	10	1	0				P,S,T,M,VP SC	0				
182702	Tangará da Serra Sementinhas	06/10/2025	Newly Chartered	23	23	0	23	100.00%	0		0				P,S,T,M,VP SC	N/R				
Clubs more than two years old																				
59749	AGUA BOA	06/25/1997	Active	11	4	11	-7	-38.89%	18	3	1				P,S,T,M,VP SC	6		\$1,000.07		
45126	ALTA FLORESTA	06/28/1985	Active	27	0	0	0	0.00%	27		0		None		P,S,T,M,VP SC	10				
Exc Award (06/30/2019, 06/30/2020)																				
50802	APIACAS	06/29/1990	Active	8	4	2	2	33.33%	6	5	3				P,S,T,M,VP SC	18				
17366	CACERES	06/19/1965	Active	19	1	0	1	5.56%	18		4		6		P,S,T,M,VP SC	4				
82765	CACERES PORTAL DO PANTANAL	06/30/2004	Active	23	3	3	0	0.00%	23	14	0				P,S,T,M,VP SC	0				
Exc Award (06/30/2021, 06/30/2023)																				
58382	CAMPO NOVO DO PARECIS	06/03/1996	Active	64	0	3	-3	-4.48%	67	1	1				P,S,T,M,VP SC	0				
Exc Award (06/30/2020, 06/30/2022, 06/30/2024)																				
128049	Campo Verde Centenario	06/23/2016	Active(1)	14	2	2	0	0.00%	14	6	0		3		P,S,T,M,VP SC	2		\$1,001.60		
54582	CANARANA	06/11/1993	Active	42	4	7	-3	-6.67%	45	7	1		2		P,S,T,M,VP SC	1		\$2,001.71		
Exc Award (06/30/2020, 06/30/2024)																				



Club Health Assessment for District LB 4 through June 2025

			Status	Membership							Reports					Finance		LCIF
Club Number	Club Name	Charter Date		Current Member Count	YTD Members Added	YTD Members Dropped	YTD Net Growth	YTD Net Growth%	Member Count 12 Months Ago	Avg. length of service for dropped members	Months Since Last MMR ***	Yrs. Since Last Officer Report	President Rotation	Vice President Reported ****	Months Since Last Activity Report ***	Account Balance	Donations for current Fiscal Year	
			Number of times on status quo within last two years	If below 15 members appears				If net loss is greater than 20% appears			If no report in 3 months appears in	When more than one year appears in	Number of repeat terms	Notes the officers that do not have appears in an active	If no report at 12 months red			
43365	CHAPADA DOS GUIMARAES	01/11/1984	Active	27	6	22	-16	-37.21%	43	6	1		3	P,S,T,M,VP SC	10			
	Exc Award (06/30/2021)																	
62133	CLAUDIA	06/21/1999	Active	28	5	3	2	7.69%	26	7	0			P,S,T,M,VP SC	0		\$2,000.22	
	Exc Award (06/30/2018, 06/30/2019, 06/30/2020)																	
48776	COLIDER	06/28/1988	Active	60	15	9	6	11.11%	54	10	0			P,S,T,M,VP SC	0		\$5,023.56	
	Exc Award (06/30/2018, 06/30/2022, 06/30/2023)																	
51299	COMODORO	02/06/1991	Active(3)	13	0	0	0	0.00%	13		19	1	None	P,S,T,M,VP SC	24+			
153172	Cuiaba	12/14/2022	Active(1)	22	15	19	-4	-15.38%	26	2	0			P,S,T,M,VP SC	0		\$1,000.07	
61870	CUIABA BOA ESPERANCA	05/03/1999	Active	40	2	2	0	0.00%	40	2	1			P,S,T,M,VP SC	0		\$5,000.61	
	Exc Award (06/30/2017, 06/30/2018, 06/30/2019)																	
126477	Cuiaba Cidade Verde Centenario	01/27/2016	Active(2)	17	17	19	-2	-10.53%	19	6	8		2	P,S,T,M,VP SC	1			
61984	CUIABA CPA I MATO GROSSO	05/27/1999	Active(2)	27	15	25	-10	-27.03%	37	1	2		2	P,S,T,M,VP SC	6			
135146	Cuiabá Helen Keller Centenario	06/14/2018	Active	12	1	10	-9	-42.86%	21	5	0			P,S,T,M,VP SC	3		\$1,000.07	
	Exc Award (06/30/2020)																	
45370	CUIABA LESTE	09/13/1985	Active	37	11	3	8	27.59%	29	19	0			P,S,T,M,VP SC	3		\$2,000.16	
	Exc Award (06/30/2019)																	
17370	CUIABA NORTE	06/25/1969	Active	48	11	6	5	11.63%	43	5	0			P,S,T,M,VP SC	0		\$1,000.14	
	Exc Award (06/30/2018, 06/30/2019, 06/30/2020)																	
109451	CUIABÁ VISÃO SOLIDÁRIA	11/11/2010	Active(3)	14	3	1	2	16.67%	12	4	1			P,S,T,M,VP SC	1		\$1,000.10	
33435	DOM AQUINO	03/08/1977	Active(1)	12	15	15	0	0.00%	12	13	1		2	P,S,T,M,VP SC	4			
53006	GUARANTA DO NORTE	05/01/1992	Active	25	13	16	-3	-10.71%	28	5	0			P,S,T,M,VP SC	0			
	Exc Award (06/30/2021, 06/30/2023)																	
146491	Ipiranga do Norte	06/09/2021	Active(1)	21	0	0	0	0.00%	21		0			P,S,T,M,VP SC	21			
125160	Jaciara Leao do Vale	06/29/2015	Active(1)	9	0	3	-3	-25.00%	12	1	5			P,S,T,M,VP SC	2		\$1,000.09	
130919	Juara Centenario	05/12/2017	Active	21	7	11	-4	-16.00%	25	1	4			P,S,T,M,VP SC	1		\$1,000.07	
	Exc Award (06/30/2018, 06/30/2019, 06/30/2020)																	
45785	JUINA	03/02/1986	Active(1)	37	17	0	17	85.00%	20		2			P,S,T,M,VP SC	4			



Club Health Assessment for District LB 4 through June 2025

			Status	Membership							Reports					Finance	LCIF
Club Number	Club Name	Charter Date		Current Member Count	YTD Members Added	YTD Members Dropped	YTD Net Growth	YTD Net Growth%	Member Count 12 Months Ago	Avg. length of service for dropped members	Months Since Last MMR ***	Yrs. Since Last Officer Report	President Rotation	Vice President Reported ****	Months Since Last Activity Report ***	Account Balance	Donations for current Fiscal Year
			Number of times on status quo within last two years	If below 15 members appears				If net loss is greater than 20% appears			If no report in 3 months appears in	When more than one year appears in	Number of repeat terms	Notes the officers that do not have an active	If no report at 12 months red		
151069	Juscimeira	06/10/2022	Active(1)	6	10	23	-13	-68.42%	19	2	1		2	P,S,T,M,VP SC	4		
132808	Lucas do Rio Verde Centenario	10/10/2017	Active	15	0	9	-9	-37.50%	24	2	1			P,S,T,M,VP SC	12		
150911	Marcelândia Fenix	05/20/2022	Active(1)	19	0	2	-2	-9.52%	21	1	4			P,S,T,M,VP SC	6		
51783	MATUPA	06/20/1991	Active	19	3	2	1	5.56%	18	2	0			P,S,T,M,VP SC	0		
Exc Award (06/30/2018, 06/30/2019)																	
44039	MIRASSOL D'OESTE	06/30/1984	Active(1)	17	0	0	0	0.00%	17		18		14	P,S,T,M,VP SC	24+		
144027	Nortelandia	12/15/2020	Active	6	2	4	-2	-25.00%	8	4	0			P,S,T,M,VP SC	11		
Exc Award (06/30/2021)																	
58548	NOVA BANDEIRANTE	06/30/1996	Active(2)	8	1	2	-1	-11.11%	9	25	2		2	P,S,T,M,VP SC	3		
138202	Nova Canaã do Norte	05/24/2019	Active	20	7	1	6	42.86%	14	5	0			P,S,T,M,VP SC	0		
119838	Nova Guarita	06/26/2013	Active(1)	25	0	7	-7	-21.88%	32	4	1			P,S,T,M,VP SC	1		
131359	Nova Lacerda Centenário - Vale do Galera	06/19/2017	Active(2)	31	7	1	6	24.00%	25	3	0			P,S,T,M,VP SC	0		\$2,000.22
Exc Award (06/30/2020)																	
125797	Nova Monte Verde Centenario	09/30/2015	Active	28	0	0	0	0.00%	28		11			P,S,T,M,VP SC	3		
153838	Nova Mutum Semeadores	03/31/2023	Active	36	9	0	9	33.33%	27		1			P,S,T,M,VP SC	6		
154330	Nova Olimpia Visao	05/22/2023	Cancelled(8*)	0	0	23	-23	-100.00%	23	2	3	1	None	P,S,T,M,VP SC	N/A	90+ Days	
56974	NOVA XAVANTINA	05/26/1995	Active	39	4	4	0	0.00%	39	6	0			P,S,T,M,VP SC	1		\$2,071.18
Exc Award (06/30/2018, 06/30/2023, 06/30/20)																	
45503	PEDRA PRETA	11/20/1985	Active	18	2	3	-1	-5.26%	19	5	1			P,S,T,M,VP SC	1	90+ Days	
Exc Award (06/30/2018)																	
51594	PEIXOTO DE AZEVEDO	04/29/1991	Active(1)	15	0	4	-4	-21.05%	19	3	8			P,S,T,M,VP SC	1		
Exc Award (06/30/2018, 06/30/2021)																	
45504	PONTES E LACERDA	11/04/1985	Active	49	4	8	-4	-7.55%	53	9	0			P,S,T,M,VP SC	2		\$2,000.26
Exc Award (06/30/2018, 06/30/2019, 06/30/20)																	
154257	Porto dos Gaúchos Vale do Arinos	04/27/2023	Active	11	1	2	-1	-8.33%	12	2	0			P,S,T,M,VP SC	10		
56947	PRIMAVERA DO LESTE	05/19/1995	Active	15	4	2	2	15.38%	13	4	2			P,S,T,M,VP SC	8		\$1,000.07
Exc Award (06/30/2021)																	



Club Health Assessment for District LB 4 through June 2025

			Status								Membership							Reports				Finance		LCIF
Club Number	Club Name	Charter Date		Current Member Count	YTD Members Added	YTD Members Dropped	YTD Net Growth	YTD Net Growth%	Member Count 12 Months Ago	Avg. length of service for dropped members	Months Since Last MMR ***	Yrs. Since Last Officer Report	President Rotation	Vice President Reported ****	Months Since Last Activity Report ***	Account Balance	Donations for current Fiscal Year							
			Number of times on status quo within last two years	If below 15 members appears						If net loss is greater than 20% appears	If no report in 3 months appears in	When more than one year appears in	Number of repeat terms	Notes the officers that do not have an active	If no report at 12 months appears in red									
38627	QUATRO MARCOS	06/26/1980	Active	23	7	2	5	27.78%	18	2	1			P,S,T,M,VP SC	6									
Exc Award (06/30/2019)																								
17398	RONDONOPOLIS	06/29/1973	Active	28	2	2	0	0.00%	28	3	0			P,S,T,M,VP SC	0		\$6,102.19							
Exc Award (06/30/2018, 06/30/2019, 06/30/20																								
60619	RONDONOPOLIS-SAO JOSE OPERARIO	04/09/1998	Active	26	5	14	-9	-25.71%	35	3	2		None	P,S,T,M,VP SC	7									
Exc Award (06/30/2021, 06/30/2023)																								
150713	Santiago do Norte - Mato Grosso	05/05/2022	Active(1)	25	5	2	3	13.64%	22	1	7			P,S,T,M,VP SC	6									
63495	SAPEZAL	08/02/2000	Active	46	9	8	1	2.22%	45	3	0			P,S,T,M,VP SC	0		\$3,001.91							
Exc Award (06/30/2017, 06/30/2018, 06/30/20																								
48104	SINOP	02/04/1988	Active	56	20	21	-1	-1.75%	57	5	0			P,S,T,M,VP SC	0		\$3,001.73							
Exc Award (06/30/2018, 06/30/2019, 06/30/20																								
45786	SORRISO	02/04/1986	Active	75	22	7	15	25.00%	60	5	0			P,S,T,M,VP SC	0		\$4,000.53							
Exc Award (06/30/2017, 06/30/2018, 06/30/20																								
49915	TANGARA DA SERRA	10/25/1989	Active	59	11	6	5	9.26%	54	15	1			P,S,T,M,VP SC	0		\$2,000.15							
Exc Award (06/30/2018, 06/30/2021, 06/30/20																								
105027	VARZEA GRANDE FLOR DO CERRADO	03/17/2009	Active	20	1	0	1	5.26%	19		3		None	P,S,T,M,VP SC	20		\$1,000.10							
Current Total Clubs Count	YTD New Clubs Count	YTD Cancelled Clubs Count	YTD Net Club Gain	Current Total Members Count	YTD Add	YTD Drop	YTD Net Growth	YTD Net Growth %	Member Count 12 Months Ago	Average Member Count Per Club	% of Clubs with less than 20 members	% No MMR in 3 Months	% No Officer Report in 12 Months	% of Clubs with balance 90+ days	Number of Clubs in Status Quo	% Status Quo Clubs in Financial Suspension	Number of Cancelled Clubs	Average Cancelled Club Age	Members Lost Due to Cancellation	% of Clubs Cancelled for Non-Financial Reasons				
62	6	1	5	1,616	477	371	106	7.02%	1,510	26	37%	19%	2%	2%	0	0%	1	2	23	0%				

* - P - Priority Club. Cancellation Reasons: 1-Objectives/conduct, 2-Non-active club, 5-Non-existing club, 6-Disbanding, 7-Merger, 8-Financial Suspension, 9-District/Multiple District Dues.

** - Abbreviation: P-President, S-Secretary, T-Treasurer, M-Member Chairperson, VP-First Vice President, MC-Communications Chairperson, SC-Service Chairperson

*** - Abbreviation: N/R - Never reported using the Lions Clubs website, N/A - Not applicable, No password registered for the Lions Clubs website.

**** - Abbreviation: N - New, IP - Immediate Past, R - Repeat.



Club Health Assessment for DISTRICT LC 1 through June 2025

			Status	Membership						Reports					Finance		LCIF				
Club Number	Club Name	Charter Date		Current Member Count	YTD Members Added	YTD Members Dropped	YTD Net Growth	YTD Net Growth%	Member Count 12 Months Ago	Avg. length of service for dropped members	Months Since Last MMR ***	Yrs. Since Last Officer Report	President Rotation	Vice President Reported ****	Months Since Last Activity Report ***	Account Balance	Donations for current Fiscal Year				
			Number of times on status quo within last two years	If below 15 members appears					If net loss is greater than 20% appears						If no report in 3 months appears in	When more than one year appears in	Number of repeat terms	Notes the officers that do not have an active	If no report at 12 months appears in red		
Clubs less than two years old																					
171570	Rio de Janeiro Colorindo a Vida	06/10/2024	Active	10	0	16	-16	-61.54%	26	1	0				P,S,T,M,VP SC	N/R					
156159	Rio de Janeiro Embaixadores de Alegria	10/05/2023	Cancelled(6*)	0	0	21	-21	-100.00%	21	2	1		None		P,S,T,M,VP SC	N/R					
Clubs more than two years old																					
16508	DUQUE DE CAXIAS	09/30/1966	Active	14	0	0	0	0.00%	14		12		3		P,S,T,M,VP SC	2					
Exc Award (06/30/2018, 06/30/2023)																					
130749	Duque de Caxias Ama Xerém - Centenario	04/28/2017	Active	22	1	2	-1	-4.35%	23	6	0		2		P,S,T,M,VP SC	10					
16528	PETROPOLIS CENTRO	08/25/1953	Active	16	0	2	-2	-11.11%	18	16	0		2		P,S,T,M,VP SC	1					
Exc Award (06/30/2017, 06/30/2021)																					
45121	PETROPOLIS ITAIPAVA	06/20/1985	Active	5	0	3	-3	-37.50%	8	15	0				P,S,T,M,VP SC	0					
49685	PETROPOLIS QUITANDINHA	06/20/1989	Active	16	7	3	4	33.33%	12	16	0		2		P,S,T,M,VP SC	5		\$41.17			
Exc Award (06/30/2022)																					
43023	PIRAI	09/22/1983	Active	36	2	2	0	0.00%	36	9	1				P,S,T,M,VP SC	14					
16529	RESENDE	03/05/1961	Active	28	0	0	0	0.00%	28		18				P,S,T,M,VP SC	8					
16542	RIO DE JANEIRO	04/16/1952	Active	18	5	5	0	0.00%	18	21	0		9		P,S,T,M,VP SC	10					
Exc Award (06/30/2021)																					
16533	RIO DE JANEIRO BANGU	10/15/1969	Active	18	5	4	1	5.88%	17	12	3				P,S,T,M,VP SC	0					
16537	RIO DE JANEIRO BONSUCESSO	03/10/1965	Cancelled(6*)	0	0	2	-2	-100.00%	2	30	2		None		P,S,T,M,VP SC	23					
Exc Award (06/30/2017)																					
49000	RIO DE JANEIRO CACHAMBI	11/02/1988	Active	23	4	5	-1	-4.17%	24	4	0				P,S,T,M,VP SC	23		\$1,121.21			
16561	RIO DE JANEIRO CAMPO GRANDE	05/08/1964	Active	14	0	3	-3	-17.65%	17	7	1		4		P,S,T,M,VP SC	19					
62514	RIO DE JANEIRO CARIOCA	11/03/1999	Active	26	1	0	1	4.00%	25		0				P,S,T,M,VP SC	4		\$64.58			
Exc Award (06/30/2017)																					
150569	Rio de Janeiro Cibernético Acessibilidade e Inclusão	05/16/2022	Active(2)	18	0	4	-4	-18.18%	22	3	0		2		P,S,T,M,VP SC	N/R					
127537	Rio de Janeiro Cibernético Motivação CL Eloy Silva	05/13/2016	Active(2)	0	0	6	-6	-100.00%	6	8	0		None		P,S,T,M,VP SC	N/R					




Club Health Assessment for DISTRICT LC 1 through June 2025

			Status	Membership							Reports					Finance	LCIF
Club Number	Club Name	Charter Date		Current Member Count	YTD Members Added	YTD Members Dropped	YTD Net Growth	YTD Net Growth%	Member Count 12 Months Ago	Avg. length of service for dropped members	Months Since Last MMR ***	Yrs. Since Last Officer Report	President Rotation	Vice President Reported ****	Months Since Last Activity Report ***	Account Balance	Donations for current Fiscal Year
			Number of times on status quo within last two years	If below 15 members appears				If net loss is greater than 20% appears			If no report in 3 months appears in	When more than one year appears in	Number of repeat terms	Notes the officers that do not have an active	If no report at 12 months appears in red		
55918	RIO DE JANEIRO CIDADE MARAVILHOSA Exc Award (06/30/2018)	06/24/1994	Active(1)	37	20	8	12	48.00%	25	18	0			P,S,T,M,VP SC	4		\$20.06
16544	RIO DE JANEIRO COPACABANA	06/19/1958	Active	16	0	0	0	0.00%	16		14			P,S,T,M,VP SC	23		
16563	RIO DE JANEIRO ENGENHO VELHO	03/21/1966	Active	4	0	0	0	0.00%	4		12		3	P,S,T,M,VP SC	1		
16556	RIO DE JANEIRO FLAMENGO	05/28/1965	Active	26	2	9	-7	-21.21%	33	15	4			P,S,T,M,VP SC	3		
145085	Rio de Janeiro Golfe Olímpico Exc Award (06/30/2023, 06/30/2024)	03/11/2021	Cancelled(6*)	0	2	53	-51	-100.00%	50	5	1		None	P,S,T,M,VP SC	10		
16555	RIO DE JANEIRO GRAJAU	09/21/1964	Active(1)	9	0	0	0	0.00%	9		19	1	None	P,S,T,M,VP SC	24+		
60073	RIO DE JANEIRO GUARATIBA Exc Award (06/30/2018)	11/04/1997	Active	11	0	0	0	0.00%	11		15	1	None	P,S,T,M,VP SC	11		
16557	RIO DE JANEIRO ILHA DO GOVERNADOR Exc Award (06/30/2017)	06/28/1965	Active	14	0	0	0	0.00%	14		11		2	P,S,T,M,VP SC	6		\$50.00
16558	RIO DE JANEIRO JACAREPAGUA Exc Award (06/30/2017)	06/08/1965	Active	13	1	3	-2	-13.33%	15	14	1			P,S,T,M,VP SC	9		\$994.32
152789	Rio de Janeiro Jovens Líderes	11/04/2022	Active	8	1	9	-8	-50.00%	16	3	0			P,S,T,M,VP SC	7		
16545	RIO DE JANEIRO LEME Exc Award (06/30/2019)	10/21/1958	Active	17	0	4	-4	-19.05%	21	14	2			P,S,T,M,VP SC	9		\$20.59
16531	RIO DE JANEIRO LINS DE VASCONCELOS	12/01/1966	Active	18	3	5	-2	-10.00%	20	25	1		2	P,S,T,M,VP SC	10		
57640	RIO DE JANEIRO MARACANA	12/18/1995	Active	9	0	0	0	0.00%	9		12	1	None	P,S,T,M,VP SC	24+		\$30.66
59170	RIO DE JANEIRO PRINCESA DO LEME Exc Award (06/30/2016, 06/30/2017, 06/30/20)	02/26/1997	Active	24	2	1	1	4.35%	23	16	0			P,S,T,M,VP SC	0		
48020	RIO DE JANEIRO REC DOS BANDEIR Exc Award (06/30/2017, 06/30/2018)	01/06/1988	Active	38	2	6	-4	-9.52%	42	15	2			P,S,T,M,VP SC	1		
16562	RIO DE JANEIRO RIO COMPRIDO	06/30/1965	Active	7	0	0	0	0.00%	7		17	1	None	P,S,T,M,VP SC	24+	90+ Days	



Club Health Assessment for DISTRICT LC 1 through June 2025

			Status	Membership							Reports					Finance		LCIF
Club Number	Club Name	Charter Date		Current Member Count	YTD Members Added	YTD Members Dropped	YTD Net Growth	YTD Net Growth%	Member Count 12 Months Ago	Avg. length of service for dropped members	Months Since Last MMR ***	Yrs. Since Last Officer Report	President Rotation	Vice President Reported ****	Months Since Last Activity Report ***	Account Balance	Donations for current Fiscal Year	
			Number of times on status quo within last two years	If below 15 members appears				If net loss is greater than 20% appears			If no report in 3 months appears in	When more than one year appears in	Number of repeat terms	Notes the officers that do not have an active	If no report at 12 months appears in red			
48609	RIO DE JANEIRO ROCHA MIRANDA	05/20/1988	Active	9	0	0	0	0.00%	9		11			P,S,T,M,VP SC	7			
16552	RIO DE JANEIRO SAO CRISTOVAO	04/25/1963	Active(3)	2	0	0	0	0.00%	2		18	1	None	P,S,T,M,VP SC	24+			
64490	RIO DE JANEIRO SERNAMBETIBA Exc Award (06/30/2107)	06/25/2001	Active	18	4	1	3	20.00%	15	15	0		4	P,S,T,M,VP SC	0		\$41.70	
38160	RIO DE JANEIRO TAQUARA	03/14/1980	Active	29	6	3	3	11.54%	26	8	0			P,S,T,M,VP SC	2		\$24.00	
16546	RIO DE JANEIRO URCA	08/24/1959	Active	4	0	1	-1	-20.00%	5	34	4		4	P,S,T,M,VP SC	24+			
37824	RIO DE JANEIRO VILA VALQUEIRE	12/10/1979	Active	6	0	2	-2	-25.00%	8	4	2		None	P,S,T,M,VP SC	24+			
134308	Rio de Janeiro Vozes da Pólio	04/18/2018	Active	19	5	3	2	11.76%	17	6	0			P,S,T,M,VP SC	24+			
77309	RIO DE JANEIRO-LAGOA RODRIGO DE FREITAS	06/30/2003	Active	15	0	2	-2	-11.76%	17	9	0		2	P,S,T,M,VP SC	10		\$40.20	
64903	RIO DE JANEIRO-REALENGO	01/02/2002	Active(2)	3	3	3	0	0.00%	3	15	5		3	P,S,T,M,VP SC	24+			
33338	SAO JOAO DE MERITI Exc Award (06/30/2017, 06/30/2018)	02/03/1977	Active	17	4	0	4	30.77%	13		1		6	P,S,T,M,VP SC	0			
16568	TERESOPOLIS	06/27/1955	Active(3)	5	0	7	-7	-58.33%	12	29	6		3	P,S,T,M,VP SC	24+			
48610	VOLTA REDONDA CIDADE DO ACO Exc Award (06/30/2024)	05/24/1988	Active	14	0	0	0	0.00%	14		0			P,S,T,M,VP SC	13			

Clubs Cancelled Previous Fiscal Year – Clubs Cancelled within last 12 months may be reinstated

Club Number	Club Name	Charter Date	Current Status*	Cancellation Date
16525	PARACAMBI	05/08/1969	Cancelled(8*)	12/16/2023
136833	Rio de Janeiro Coração do Brasil	11/27/2018	Cancelled(8*)	12/29/2023
102646	RIO DE JANEIRO CRISTO REDENTOR	01/14/2009	Cancelled(8*)	12/29/2023
16575	VOLTA REDONDA	10/10/1959	Cancelled(6*)	10/29/2023



Club Health Assessment for DISTRICT LC 1 through June 2025

Club Number			Club Name			Charter Date			Status					Membership					Reports					Finance		LCIF
									Current Member Count	YTD Members Added	YTD Members Dropped	YTD Net Growth	YTD Net Growth%	Member Count 12 Months Ago	Avg. length of service for dropped members	Months Since Last MMR ***	Yrs. Since Last Officer Report	President Rotation	Vice President Reported ****	Months Since Last Activity Report ***	Account Balance	Donations for current Fiscal Year				
									Number of times on status quo within last two years	If below 15 members appears			If net loss is greater than 20% appears			If no report in 3 months appears in		When more than one year appears in	Number of repeat terms	Notes the officers that do not have an active		If no report at 12 months appears in red				
Current Total Clubs Count	YTD New Clubs Count	YTD Cancelled Clubs Count	YTD Net Club Gain	Current Total Members Count	YTD Add	YTD Drop	YTD Net Growth	YTD Net Growth %	Member Count 12 Months Ago	Average Member Count Per Club	% of Clubs with less than 20 members	% No MMR in 3 Months	% No Officer Report in 12 Months	% of Clubs with balance 90+ days	Number of Clubs in Status Quo	% Status Quo Clubs in Financial Suspension	Number of Cancelled Clubs	Average Cancelled Club Age	Members Lost Due to Cancellation	% of Clubs Cancelled for Non-Financial Reasons						
42	0	3	-3	656	80	198	-118	-15.25%	773	16	76%	38%	12%	2%	0	0%	3	68	76	0%						

* - P - Priority Club. Cancellation Reasons: 1-Objectives/conduct, 2-Non-active club, 5-Non-existing club, 6-Disbanding, 7-Merger, 8-Financial Suspension, 9-District/Multiple District Dues.

** - Abbreviation: P-President, S-Secretary, T-Treasurer, M-Member Chairperson, VP-First Vice President, MC-Communications Chairperson, SC-Service Chairperson

*** - Abbreviation: N/R - Never reported using the Lions Clubs website, N/A - Not applicable, No password registered for the Lions Clubs website.

**** - Abbreviation: N - New, IP - Immediate Past, R - Repeat.



Club Health Assessment for District LC 2 through June 2025

			Status	Membership							Reports					Finance	LCIF
Club Number	Club Name	Charter Date		Current Member Count	YTD Members Added	YTD Members Dropped	YTD Net Growth	YTD Net Growth%	Member Count 12 Months Ago	Avg. length of service for dropped members	Months Since Last MMR ***	Yrs. Since Last Officer Report	President Rotation	Vice President Reported ****	Months Since Last Activity Report ***	Account Balance	Donations for current Fiscal Year
			Number of times on status quo within last two years	If below 15 members appears				If net loss is greater than 20% appears			If no report in 3 months appears in	When more than one year appears in	Number of repeat terms	Notes the officers that do not have an active	If no report at 12 months appears in red		
Clubs less than two years old																	
181588	Salto Monte Serrat	03/31/2025	Active	23	24	1	23	100.00%	0	0	0			P,S,T,M,VP SC	0		
179336	São Paulo Diabetes	10/30/2024	Active(1)	29	29	0	29	100.00%	0		0			P,S,T,M,VP SC	3		
Clubs more than two years old																	
38617	BOITUVA Exc Award (06/30/2023, 06/30/2024)	06/03/1980	Active	28	4	3	1	3.70%	27	4	3			P,S,T,M,VP SC	1		\$1,020.17
16577	CAPIVARI Exc Award (06/30/2023)	11/14/1962	Active	23	3	3	0	0.00%	23	11	2			P,S,T,M,VP SC	0		\$20.03
16578	CERQUILHO Exc Award (06/30/2020)	09/04/1966	Active	44	8	0	8	22.22%	36		0		None	P,S,T,M,VP SC	0		\$20.03
34019	COTIA	06/07/1977	Active	14	5	0	5	55.56%	9		2		2	P,S,T,M,VP SC	7		\$70.03
16580	INDAIATUBA Exc Award (06/30/2023, 06/30/2024)	08/26/1959	Active	27	6	7	-1	-3.57%	28	14	0			P,S,T,M,VP SC	0		\$880.14
16582	ITAPETININGA Exc Award (06/30/2023)	06/05/1956	Active	18	2	1	1	5.88%	17	22	0		4	P,S,T,M,VP SC	2		\$70.00
128093	Itapevi Centro Exc Award (06/30/2020, 06/30/2022, 06/30/2024)	06/24/2016	Active(1)	32	3	12	-9	-21.95%	41	4	0		2	P,S,T,M,VP SC	1		\$290.03
16583	ITATIBA Exc Award (06/30/2023)	10/11/1971	Active	20	4	0	4	25.00%	16		2			P,S,T,M,VP SC	0		\$951.87
16584	ITU Exc Award (06/30/2020, 06/30/2022, 06/30/2024)	10/23/1960	Active	23	11	6	5	27.78%	18	16	0			P,S,T,M,VP SC	0		\$490.12
34020	JUNDIAI SUL	06/07/1977	Active(1)	5	0	0	0	0.00%	5		18	1	None	P,S,T,M,VP SC	18		
35189	MAIRINQUE	03/20/1978	Active(1)	5	0	0	0	0.00%	5		25	1	None	P,S,T,M,VP SC	N/R		\$20.03
16586	OSASCO	06/08/1963	Active	15	0	0	0	0.00%	15		2		7	P,S,T,M,VP SC	0		\$70.03
16589	REGISTRO	06/07/1964	Active	27	5	2	3	12.50%	24	18	0			P,S,T,M,VP SC	3		\$40.00
129593	São Paulo - Nações De Cultura De Paz	01/03/2017	Active(1)	4	0	0	0	0.00%	4		2		9	P,S,T,M,VP SC	2		\$20.03
16598	SAO PAULO ACLIMACAO	11/29/1956	Cancelled(6*)	0	0	0	0	0.00%	0		0	1	None	P,S,T,M,VP SC	24+		



Club Health Assessment for District LC 2 through June 2025

			Status	Membership							Reports					Finance		LCIF
Club Number	Club Name	Charter Date		Current Member Count	YTD Members Added	YTD Members Dropped	YTD Net Growth	YTD Net Growth%	Member Count 12 Months Ago	Avg. length of service for dropped members	Months Since Last MMR ***	Yrs. Since Last Officer Report	President Rotation	Vice President Reported ****	Months Since Last Activity Report ***	Account Balance	Donations for current Fiscal Year	
			Number of times on status quo within last two years	If below 15 members appears				If net loss is greater than 20% appears			If no report in 3 months appears in	When more than one year appears in	Number of repeat terms	Notes the officers that do not have an active	If no report at 12 months appears in red			
37430	SAO PAULO ALTO DOS PINHEIROS	07/09/1979	Active	0	0	4	-4	-100.00%	4	25	0		None	P,S,T,M,VP SC	20		\$20.03	
138670	São Paulo Anhembi Transformação	06/19/2019	Active	12	0	0	0	0.00%	12		2			P,S,T,M,VP SC	3		\$1,110.94	
16605	SAO PAULO BANDEIRANTES L C	12/20/1955	Active(2)	3	0	0	0	0.00%	3		28	1	None	P,S,T,M,VP SC	N/R			
37238	SAO PAULO BARRA FUNDA	06/12/1979	Active	12	0	0	0	0.00%	12		2			P,S,T,M,VP SC	0		\$90.85	
16595	SAO PAULO BELEM	09/25/1959	Active	16	3	2	1	6.67%	15	2	2			P,S,T,M,VP SC	1		\$20.03	
Exc Award (06/30/2020, 06/30/2023)																		
36384	SAO PAULO CAMPOS ELISEOS	12/18/1978	Active	14	0	0	0	0.00%	14		3			P,S,T,M,VP SC	1		\$60.89	
Exc Award (06/30/2022, 06/30/2023)																		
16627	SAO PAULO CASA VERDE	06/03/1968	Active	28	2	4	-2	-6.67%	30	33	1		2	P,S,T,M,VP SC	8	90+ Days	\$40.00	
Exc Award (06/30/2023)																		
16597	SAO PAULO CENTRO	07/23/1952	Active(1)	33	4	5	-1	-2.94%	34	7	0			P,S,T,M,VP SC	0		\$20.00	
Exc Award (06/30/2023)																		
29125	SÃO PAULO CONTINENTAL	04/04/1974	Active	32	8	3	5	18.52%	27	3	0		2	P,S,T,M,VP SC	0		\$40.03	
Exc Award (06/30/2016, 06/30/2018, 06/30/2020)																		
144347	São Paulo Elos	12/22/2020	Active	25	11	8	3	13.64%	22	3	0			P,S,T,M,VP SC	0		\$272.77	
Exc Award (06/30/2021, 06/30/2022, 06/30/2023)																		
16594	SAO PAULO IMIRIM	04/15/1971	Active	14	4	0	4	40.00%	10		2		2	P,S,T,M,VP SC	0		\$140.00	
Exc Award (06/30/2016, 06/30/2018, 06/30/2020)																		
53252	SAO PAULO INDEPENDENCIA	06/01/1992	Active	7	0	0	0	0.00%	7		9		3	P,S,T,M,VP SC	5		\$20.13	
16599	SAO PAULO IPIRANGA	05/05/1955	Active	14	0	3	-3	-17.65%	17	10	7		3	P,S,T,M,VP SC	1		\$40.13	
16629	SAO PAULO MONCOES	05/20/1971	Active	16	1	10	-9	-36.00%	25	21	2		2	P,S,T,M,VP SC	1		\$580.18	
Exc Award (06/30/2024)																		
16602	SAO PAULO MOOCA	02/15/1955	Active(1)	2	0	0	0	0.00%	2		36		11	P,S,T,M,VP SC	24+			
16611	SAO PAULO PACAEMBU	03/28/1961	Active	25	1	5	-4	-13.79%	29	11	0		2	P,S,T,M,VP SC	0		\$118.70	
Exc Award (06/30/2021, 06/30/2022, 06/30/2023)																		
16612	SAO PAULO PARY	04/12/1961	Active	14	0	2	-2	-12.50%	16	22	2		2	P,S,T,M,VP SC	24+		\$40.00	



Club Health Assessment for District LC 2 through June 2025

			Status	Membership						Reports					Finance		LCIF
Club Number	Club Name	Charter Date		Current Member Count	YTD Members Added	YTD Members Dropped	YTD Net Growth	YTD Net Growth%	Member Count 12 Months Ago	Avg. length of service for dropped members	Months Since Last MMR ***	Yrs. Since Last Officer Report	President Rotation	Vice President Reported ****	Months Since Last Activity Report ***	Account Balance	Donations for current Fiscal Year
			Number of times on status quo within last two years	If below 15 members appears				If net loss is greater than 20% appears			If no report in 3 months appears in	When more than one year appears in	Number of repeat terms	Notes the officers that do not have an active	If no report at 12 months appears in red		
16603	SAO PAULO PENHA	04/26/1956	Active	17	0	0	0	0.00%	17		2		2	P,S,T,M,VP SC	9		\$20.03
36980	SAO PAULO POMPEIA	04/20/1979	Active	28	6	0	6	27.27%	22		2		2	P,S,T,M,VP SC	0		\$1,163.49
Exc Award (06/30/2016, 06/30/2020, 06/30/2024)																	
16606	SAO PAULO SANTANA	01/22/1958	Active(1)	7	2	1	1	16.67%	6	56	0		3	P,S,T,M,VP SC	24+		\$20.00
Exc Award (06/30/2018, 06/30/2020)																	
16624	SAO PAULO SAO MIGUEL PAULISTA	04/08/1965	Active	25	1	0	1	4.17%	24		0			P,S,T,M,VP SC	1		\$1,287.59
Exc Award (06/30/2019, 06/30/2023, 06/30/2024)																	
16613	SÃO PAULO SAÚDE	02/10/1962	Active	20	0	1	-1	-4.76%	21	17	2			P,S,T,M,VP SC	1		\$425.89
Exc Award (06/30/2020, 06/30/2024)																	
135131	São Paulo Sororidade Social	06/15/2018	Active	25	6	14	-8	-24.24%	33	4	0			P,S,T,M,VP SC	0		\$2,456.70
Exc Award (06/30/2021, 06/30/2022)																	
16608	SAO PAULO SUMARE	09/16/1958	Active	25	5	1	4	19.05%	21	2	0			P,S,T,M,VP SC	0		\$1,160.13
Exc Award (06/30/2016, 06/30/2023, 06/30/2024)																	
125064	Sao Paulo Tatuape	06/05/2015	Active	6	1	2	-1	-14.29%	7	3	0		3	P,S,T,M,VP SC	0		\$70.03
16620	SAO PAULO TUCURUVI	02/01/1967	Active(1)	21	4	0	4	23.53%	17		6		5	P,S,T,M,VP SC	0		\$107.42
Exc Award (06/30/2018)																	
31565	SAO PAULO VILA FORMOSA	01/20/1976	Active	33	3	1	2	6.45%	31	1	0		2	P,S,T,M,VP SC	0		\$151.30
Exc Award (06/30/2023)																	
38064	SAO PAULO VILA MATILDE	02/11/1980	Active	26	3	0	3	13.04%	23		1		5	P,S,T,M,VP SC	0		\$20.03
Exc Award (06/30/2024)																	
16614	SAO ROQUE	06/20/1959	Active	10	0	0	0	0.00%	10		8		2	P,S,T,M,VP SC	0		\$110.62
Exc Award (06/30/2023)																	
16607	SOROCABA	04/09/1954	Active(1)	4	0	0	0	0.00%	4		20		2	P,S,T,M,VP SC	0		\$70.00
134767	Sorocaba Fenix	05/22/2018	Active(2)	7	7	6	1	16.67%	6	7	0		2	P,S,T,M,VP SC	0		\$20.00
35191	SOROCABA LESTE	03/28/1978	Active(1)	14	7	2	5	55.56%	9	2	2			P,S,T,M,VP SC	2		\$20.00
16632	SOROCABA NORTE	11/05/1971	Active(1)	11	0	0	0	0.00%	11		36	1	None	P,S,T,M,VP SC	24+		
34021	SOROCABA SUL	06/08/1977	Active	16	1	1	0	0.00%	16	12	1			P,S,T,M,VP SC	2		\$1,047.66
16634	TATUI	09/02/1955	Active	114	14	8	6	5.56%	108	8	0			P,S,T,M,VP SC	0		\$3,322.50



Club Health Assessment for District LC 2 through June 2025

			Status	Membership							Reports					Finance	LCIF
Club Number	Club Name	Charter Date		Current Member Count	YTD Members Added	YTD Members Dropped	YTD Net Growth	YTD Net Growth%	Member Count 12 Months Ago	Avg. length of service for dropped members	Months Since Last MMR ***	Yrs. Since Last Officer Report	President Rotation	Vice President Reported ****	Months Since Last Activity Report ***	Account Balance	Donations for current Fiscal Year
			Number of times on status quo within last two years	If below 15 members appears				If net loss is greater than 20% appears			If no report in 3 months appears in	When more than one year appears in	Number of repeat terms	Notes the officers that do not have an active	If no report at 12 months appears in red		
Exc Award (06/30/2016, 06/30/2020, 06/30/2023)	16636 VALINHOS	12/07/1955	Active	27	12	0	12	80.00%	15		1		2	P,S,T,M,VP SC	0		\$661.92
Exc Award (06/30/2016, 06/30/2023, 06/30/2025)	16637 VINHEDO	05/15/1958	Active	57	13	29	-16	-21.92%	73	3	1			P,S,T,M,VP SC	0		\$40.06
Exc Award (06/30/2016, 06/30/2017, 06/30/2020)	16638 VOTORANTIM	10/04/1967	Active	26	5	7	-2	-7.14%	28	12	1		2	P,S,T,M,VP SC	0		\$70.00
Exc Award (06/30/2023)																	

Clubs Cancelled Previous Fiscal Year – Clubs Cancelled within last 12 months may be reinstated

Club Number	Club Name	Charter Date	Current Status*	Cancellation Date
61564	JUNDIAI NORTE	03/08/1999	Cancelled(8*)	11/29/2023

Current Total Clubs Count	YTD New Clubs Count	YTD Cancelled Clubs Count	YTD Net Club Gain	Current Total Members Count	YTD YTD Add Drop	YTD YTD Drop	YTD Net Growth	YTD Net Growth %	Member Count 12 Months Ago	Average Member Count Per Club	% of Clubs with less than 20 members	% No MMR in 3 Months	% No Officer Report in 12 Months	% of Clubs with balance 90+ days	Number of Clubs in Status Quo	% Status Quo Clubs in Financial Suspension	Number of Cancelled Clubs	Average Cancelled Club Age	Members Lost Due to Cancellation	% of Clubs Cancelled for Non-Financial Reasons
54	2	1	1	1,123	228	154	74	7.05%	1,049	21	50%	22%	7%	2%	0	0%	1	92	0	0%

* - P - Priority Club. Cancellation Reasons: 1-Objectives/conduct, 2-Non-active club, 5-Non-existing club, 6-Disbanding, 7-Merger, 8-Financial Suspension, 9-District/Multiple District Dues.

** - Abbreviation: P-President, S-Secretary, T-Treasurer, M-Member Chairperson, VP-First Vice President, MC-Communications Chairperson, SC-Service Chairperson

*** - Abbreviation: N/R - Never reported using the Lions Clubs website, N/A - Not applicable, No password registered for the Lions Clubs website.

**** - Abbreviation: N - New, IP - Immediate Past, R - Repeat.



Club Health Assessment for District LC 3 through June 2025

			Status	Membership							Reports					Finance		LCIF
Club Number	Club Name	Charter Date		Current Member Count	YTD Members Added	YTD Members Dropped	YTD Net Growth	YTD Net Growth%	Member Count 12 Months Ago	Avg. length of service for dropped members	Months Since Last MMR ***	Yrs. Since Last Officer Report	President Rotation	Vice President Reported ****	Months Since Last Activity Report ***	Account Balance	Donations for current Fiscal Year	
			Number of times on status quo within last two years	If below 15 members appears				If net loss is greater than 20% appears			If no report in 3 months appears in	When more than one year appears in	Number of repeat terms	Notes the officers that do not have an active	If no report at 12 months appears in red			
Clubs less than two years old																		
156856	Águas de São Pedro	12/18/2023	Active	19	2	9	-7	-26.92%	26	1	0		2	P,S,T,M,VP SC	6	90+ Days	\$26.09	
172142	Botelhos	06/10/2024	Active	10	0	11	-11	-52.38%	21	1	1		2	P,S,T,M,VP SC	9			
171331	Cosmopolis Cidade Universo	05/06/2024	Active(1)	12	0	8	-8	-40.00%	20	1	0		2	P,S,T,M,VP SC	9			
Clubs more than two years old																		
16639	AGUAI	08/06/1966	Active	20	4	4	0	0.00%	20	5	3			P,S,T,M,VP SC	0			
16642	AMERICANA	04/12/1955	Active	43	7	4	3	7.50%	40	36	0		2	P,S,T,M,VP SC	0			
16643	AMERICANA NORTE	05/23/1969	Active	33	5	4	1	3.13%	32	3	0			P,S,T,M,VP SC	0			
Exc Award (06/30/2024)																		
30923	AMERICO BRASILIENSE	06/13/1975	Active	14	1	1	0	0.00%	14	30	5		2	P,S,T,M,VP SC	5		\$845.12	
Exc Award (06/30/2018)																		
16644	AMPARO	01/12/1965	Active	26	9	7	2	8.33%	24	5	0			P,S,T,M,VP SC	0			
Exc Award (06/30/2020, 06/30/2024)																		
16648	ARARAQUARA	08/23/1958	Active	8	0	0	0	0.00%	8		2		2	P,S,T,M,VP SC	0			
16646	ARARAQUARA FONTE LUMI	03/22/1969	Active	31	1	4	-3	-8.82%	34	13	0			P,S,T,M,VP SC	0			
16647	ARARAQUARA SANTA CRUZ	10/24/1967	Cancelled(7*)	0	0	0	0	0.00%	0		11		2	P,S,T,M,VP SC	13			
16649	ARARAS	09/29/1956	Active	22	3	3	0	0.00%	22	49	3			P,S,T,M,VP SC	0		\$436.76	
16651	BARIRI	03/09/1964	Active(3)	10	0	0	0	0.00%	10		12			P,S,T,M,VP SC	6			
33701	BARRA BONITA	04/06/1977	Active	9	2	11	-9	-50.00%	18	7	0			P,S,T,M,VP SC	1			
Exc Award (06/30/2024)																		
16974	BOTUCATU	09/21/1957	Active	18	3	6	-3	-14.29%	21	6	0			P,S,T,M,VP SC	0			
Exc Award (06/30/2022, 06/30/2024)																		
58532	BOTUCATU LEAO DA SERRA	06/30/1996	Active	19	11	0	11	137.50%	8		0			P,S,T,M,VP SC	1			
Exc Award (06/30/2023)																		
32529	CAMPINAS CARLOS GOMES	06/29/1976	Active	21	0	3	-3	-12.50%	24	30	0			P,S,T,M,VP SC	0		\$1,294.53	
Exc Award (06/30/2021)																		
119787	Campinas Cibernetico "Guilherme de Almeida"	06/27/2013	Active(1)	7	0	0	0	0.00%	7		0		2	P,S,T,M,VP SC	24+			



Club Health Assessment for District LC 3 through June 2025

			Status	Membership							Reports					Finance	LCIF					
Club Number	Club Name	Charter Date		Current Member Count	YTD Members Added	YTD Members Dropped	YTD Net Growth	YTD Net Growth%	Member Count 12 Months Ago	Avg. length of service for dropped members	Months Since Last MMR ***	Yrs. Since Last Officer Report	President Rotation	Vice President Reported ****	Months Since Last Activity Report ***	Account Balance	Donations for current Fiscal Year					
			Number of times on status quo within last two years	If below 15 members appears					If net loss is greater than 20% appears							If no report appears in 3 months	When more than one year appears in	Number of repeat terms	Notes the officers do not have an active	If no report appears in 12 months		
Exc Award (06/30/2018)																						
40016	CAMPINAS METROPOLE	06/03/1981	Active	6	0	3	-3	-33.33%	9	9	1		2	P,S,T,M,VP SC	1							
16656	CAMPINAS OESTE	06/29/1973	Active	14	0	4	-4	-22.22%	18	6	1		4	P,S,T,M,VP SC	0							
16662	CONCHAL	03/23/1969	Active(2)	8	8	13	-5	-38.46%	13	25	4		7	P,S,T,M,VP SC	24+	90+ Days						
16981	CONCHAS	09/06/1967	Active	36	14	6	8	28.57%	28	2	0		2	P,S,T,M,VP SC	3							
Exc Award (06/30/2017, 06/30/2018, 06/30/20)																						
130742	Cordeiropolis Comendador Jamil Abrahao Saad	04/21/2017	Active	37	14	2	12	48.00%	25	6	0			P,S,T,M,VP SC	0							
33339	IBITINGA CENTENARIO	02/07/1977	Active	45	4	4	0	0.00%	45	3	0			P,S,T,M,VP SC	0							
Exc Award (06/30/2020, 06/30/2024)																						
16665	ITAPIRA	06/08/1955	Active	34	2	9	-7	-17.07%	41	14	0			P,S,T,M,VP SC	0	90+ Days	\$1,001.06					
Exc Award (06/30/2020, 06/30/2022)																						
30726	ITAPOLIS	05/13/1975	Active	37	1	2	-1	-2.63%	38	4	0			P,S,T,M,VP SC	0							
Exc Award (06/30/2022)																						
110330	ITATINGA	02/21/2011	Active(1)	0	0	13	-13	-100.00%	13	2	0		None	P,S,T,M,VP SC	6							
150000	Jahu - Comandante João Ribeiro de Barros	02/23/2022	Active	13	1	8	-7	-35.00%	20	3	0			P,S,T,M,VP SC	0							
16991	LARANJAL PAULISTA	05/26/1970	Active	18	0	0	0	0.00%	18		1			P,S,T,M,VP SC	6							
142959	Leme Cooperação	09/22/2020	Active	16	2	2	0	0.00%	16	3	0			P,S,T,M,VP SC	7							
16671	LIMEIRA	07/23/1955	Active	24	1	4	-3	-11.11%	27	29	1			P,S,T,M,VP SC	7							
16672	LIMEIRA NORTE	08/17/1968	Active	35	2	3	-1	-2.78%	36	31	0			P,S,T,M,VP SC	0		\$240.00					
Exc Award (06/30/2023)																						
131345	Mineiros do Tiete	06/23/2017	Active	33	7	4	3	10.00%	30	4	0			P,S,T,M,VP SC	0							
16673	MOCOCA	09/20/1964	Active	23	5	1	4	21.05%	19	2	0			P,S,T,M,VP SC	0		\$1,002.93					
16674	MOGI GUACU	05/04/1968	Active(1)	5	0	1	-1	-16.67%	6	46	6		2	P,S,T,M,VP SC	7							
16676	MONTE MOR	05/21/1970	Active	47	0	4	-4	-7.84%	51	4	1			P,S,T,M,VP SC	0		\$352.78					
Exc Award (06/30/2024)																						
117932	MONTE MOR CIBERNETICO VANGUARDA	10/15/2012	Active	25	0	0	0	0.00%	25		12			P,S,T,M,VP SC	3							



Club Health Assessment for District LC 3 through June 2025

			Status	Membership							Reports					Finance		LCIF
Club Number	Club Name	Charter Date		Current Member Count	YTD Members Added	YTD Members Dropped	YTD Net Growth	YTD Net Growth%	Member Count 12 Months Ago	Avg. length of service for dropped members	Months Since Last MMR ***	Yrs. Since Last Officer Report	President Rotation	Vice President Reported ****	Months Since Last Activity Report ***	Account Balance	Donations for current Fiscal Year	
			Number of times on status quo within last two years	If below 15 members appears				If net loss is greater than 20% appears			If no report in 3 months appears in	When more than one year appears in	Number of repeat terms	Notes the officers that do not have an active	If no report at 12 months appears in red			
138302	Monte São	05/21/2019	Cancelled(8*)	0	0	5	-5	-100.00%	5	5	6		None	P,S,T,M,VP SC	15	90+ Days		
16677	NOVA ODESSA	01/08/1974	Active	27	3	0	3	12.50%	24		2		2	P,S,T,M,VP SC	0			
Exc Award (06/30/2024)																		
154906	Pardinho	06/21/2023	Active(1)	7	0	1	-1	-12.50%	8	2	1			P,S,T,M,VP SC	0			
33180	PAULINIA	12/31/1976	Active	34	4	4	0	0.00%	34	1	2			P,S,T,M,VP SC	0		\$1,000.00	
Exc Award (06/30/2020, 06/30/2021, 06/30/2022)																		
16680	PIRACICABA	03/26/1955	Active	16	0	1	-1	-5.88%	17	62	0		6	P,S,T,M,VP SC	7			
63339	PIRACICABA CAMPESTRE	06/22/2000	Active	9	2	3	-1	-10.00%	10	5	1		3	P,S,T,M,VP SC	3			
124644	Piracicaba Cruzeiro do Sul	04/23/2015	Active	18	0	0	0	0.00%	18		15		5	P,S,T,M,VP SC	7			
16681	PIRACICABA INDEPENDENCIA	06/20/1972	Active	59	12	5	7	13.46%	52	16	0			P,S,T,M,VP SC	0		\$2,490.84	
Exc Award (06/30/2022, 06/30/2023, 06/30/2024)																		
16682	PIRACICABA LESTE	10/10/1968	Active	19	4	1	3	18.75%	16	11	0		2	P,S,T,M,VP SC	0	90+ Days		
16683	PIRASSUNUNGA	04/03/1963	Active	63	8	5	3	5.00%	60	4	1			P,S,T,M,VP SC	0		\$1,000.00	
Exc Award (06/30/2019, 06/30/2021, 06/30/2022)																		
16686	POCOS CALDAS ALUMINIO	10/14/1970	Active	28	4	2	2	7.69%	26	2	0			P,S,T,M,VP SC	0			
Exc Award (06/30/2021, 06/30/2022, 06/30/2023)																		
118655	POÇOS DE CALDAS DAS AGUAS THERMAIS	01/24/2013	Active	5	0	2	-2	-28.57%	7	12	6		6	P,S,T,M,VP SC	0			
Exc Award (06/30/2018)																		
28147	POCOS DE CALDAS URANIO	03/11/1974	Active	32	0	4	-4	-11.11%	36	12	0			P,S,T,M,VP SC	1			
16688	RIO CLARO	10/16/1955	Active	25	2	8	-6	-19.35%	31	11	1		2	P,S,T,M,VP SC	1			
Exc Award (06/30/2018, 06/30/2022, 06/30/2023)																		
140020	Rio Claro Escudo De Davi	10/16/2019	Active(1)	10	10	13	-3	-23.08%	13	4	2		6	P,S,T,M,VP SC	24+			
16696	SANTA BARBARA DOESTE	05/13/1960	Active	15	4	2	2	15.38%	13	31	1			P,S,T,M,VP SC	0	90+ Days		
16690	SANTO ANTONIO DE POSSE	05/23/1969	Active	17	1	0	1	6.25%	16		3			P,S,T,M,VP SC	0			
34959	SAO CARLOS CLIMA	01/24/1978	Active	9	0	0	0	0.00%	9		13		6	P,S,T,M,VP SC	0			
16691	SAO JOAO BOA VISTA NORTE	12/22/1969	Active	11	0	0	0	0.00%	11		1			P,S,T,M,VP SC	6			



Club Health Assessment for District LC 3 through June 2025

INTERNATIONAL

			Status	Membership							Reports					Finance	LCIF
Club Number	Club Name	Charter Date		Current Member Count	YTD Members Added	YTD Members Dropped	YTD Net Growth	YTD Net Growth%	Member Count 12 Months Ago	Avg. length of service for dropped members	Months Since Last MMR ***	Yrs. Since Last Officer Report	President Rotation	Vice President Reported ****	Months Since Last Activity Report ***	Account Balance	Donations for current Fiscal Year
			Number of times on status quo within last two years	If below 15 members appears				If net loss is greater than 20% appears			If no report in 3 months appears in	When more than one year appears in	Number of repeat terms	Notes the officers that do not have an active	If no report at 12 months appears in red		
16698	SAO JOAO DA BOA VISTA	07/30/1961	Active	17	1	1	0	0.00%	17	1	0		2	P,S,T,M,VP SC	0	90+ Days	
	Exc Award (06/30/2018)																
17009	SAO MANUEL	03/13/1965	Active	39	1	6	-5	-11.36%	44	11	0			P,S,T,M,VP SC	0		\$42.85
	Exc Award (06/30/2018, 06/30/2020, 06/30/2023)																
16700	SERRA NEGRA	03/17/1964	Active	12	6	3	3	33.33%	9	6	0			P,S,T,M,VP SC	1		\$1,054.80
	Exc Award (06/30/2018, 06/30/2020)																
39171	SOCORRO	12/02/1980	Active	12	0	0	0	0.00%	12		1		3	P,S,T,M,VP SC	1		
16660	SUMARE	08/27/1959	Active	69	8	9	-1	-1.43%	70	4	0			P,S,T,M,VP SC	0		\$1,020.04
	Exc Award (06/30/2018, 06/30/2023, 06/30/2025)																
154358	Sumaré Fênix	05/11/2023	Active	15	2	7	-5	-25.00%	20	2	0		3	P,S,T,M,VP SC	0		

Clubs Cancelled Previous Fiscal Year – Clubs Cancelled within last 12 months may be reinstated

Club Number	Club Name	Charter Date	Current Status*	Cancellation Date
144142	Espírito Santo do Pinhal	12/29/2020	Cancelled(8*)	06/29/2024

Current Total Clubs Count	YTD New Clubs Count	YTD Cancelled Clubs Count	YTD Net Club Gain	Current Total Members Count	YTD Add	YTD Drop	YTD Net Growth	YTD Net Growth %	Member Count 12 Months Ago	Average Member Count Per Club	% of Clubs with less than 20 members	% No MMR in 3 Months	% No Officer Report in 12 Months	% of Clubs with balance 90+ days	Number of Clubs in Status Quo	% Status Quo Clubs in Financial Suspension	Number of Cancelled Clubs	Average Cancelled Club Age	Members Lost Due to Cancellation	% of Clubs Cancelled for Non-Financial Reasons
60	0	2	-2	1,346	181	240	-59	-4.20%	1,405	22	55%	18%	0%	10%	0	0%	2	33	5	0%

* - P - Priority Club. Cancellation Reasons: 1-Objectives/conduct, 2-Non-active club, 5-Non-existing club, 6-Disbanding, 7-Merger, 8-Financial Suspension, 9-District/Multiple District Dues.

** - Abbreviation: P-President, S-Secretary, T-Treasurer, M-Member Chairperson, VP-First Vice President, MC-Communications Chairperson, SC-Service Chairperson

*** - Abbreviation: N/R - Never reported using the Lions Clubs website, N/A - Not applicable, No password registered for the Lions Clubs website.

**** - Abbreviation: N - New, IP - Immediate Past, R - Repeat.



Club Health Assessment for District LC 4 through June 2025

			Status	Membership							Reports					Finance	LCIF
Club Number	Club Name	Charter Date		Current Member Count	YTD Members Added	YTD Members Dropped	YTD Net Growth	YTD Net Growth%	Member Count 12 Months Ago	Avg. length of service for dropped members	Months Since Last MMR ***	Yrs. Since Last Officer Report	President Rotation	Vice President Reported ****	Months Since Last Activity Report ***	Account Balance	Donations for current Fiscal Year
			Number of times on status quo within last two years	If below 15 members appears				If net loss is greater than 20% appears			If no report in 3 months appears in	When more than one year appears in	Number of repeat terms	Notes the officers that do not have an active	If no report at 12 months appears in red		
Clubs less than two years old																	
182959	Belo Horizonte - Defesa Civil	06/22/2025	Newly Chartered	22	22	0	22	100.00%	0		0			P,S,T,M,VP SC	N/R		
179091	Caeté Emboabas	11/20/2024	Active	20	31	11	20	100.00%	0	1	0			P,S,T,M,VP SC	N/R		
171817	PERDIGAO	06/05/2024	Active(2)	16	0	5	-5	-23.81%	21	1	3		None	P,S,T,M,VP SC	N/A		
Clubs more than two years old																	
16921	BELO HORIZONTE CARMO SION	05/15/1970	Active	15	0	2	-2	-11.76%	17	8	2			P,S,T,M,VP SC	0		
16920	BELO HORIZONTE CENTRO	12/28/1954	Cancelled(6*)	0	0	18	-18	-100.00%	18	10	0		None	P,S,T,M,VP SC	24+		
29491	BELO HORIZONTE FLORESTA	06/18/1974	Active	28	6	6	0	0.00%	28	8	0		3	P,S,T,M,VP SC	0		
16919	BELO HORIZONTE GUTIERREZ	09/21/1971	Active	13	1	2	-1	-7.14%	14	23	0		3	P,S,T,M,VP SC	0		
16934	BELO HORIZONTE JARAGUA	06/14/1970	Active	31	10	7	3	10.71%	28	2	0			P,S,T,M,VP SC	0		
16923	BELO HORIZONTE LIBERDADE Exc Award (06/30/2023)	11/14/1965	Active	18	0	0	0	0.00%	18		8			P,S,T,M,VP SC	2		
31751	BELO HORIZONTE MANGABEIRAS	02/24/1976	Active	18	1	8	-7	-28.00%	25	11	0		8	P,S,T,M,VP SC	10		
16918	BELO HORIZONTE NOVA SUISSA Exc Award (06/30/2018)	04/25/1973	Active	22	6	5	1	4.76%	21	5	0			P,S,T,M,VP SC	5		
52858	BELO HORIZONTE OURO Exc Award (06/30/2017)	04/01/1992	Active	24	1	2	-1	-4.00%	25	11	0			P,S,T,M,VP SC	1		
16931	BELO HORIZONTE SANTA TEREZA Exc Award (06/30/2023)	05/28/1969	Active(1)	21	8	9	-1	-4.55%	22	18	1			P,S,T,M,VP SC	2	90+ Days	
16930	BELO HORIZONTE SANTO ANTONIO	03/11/1969	Active	15	0	0	0	0.00%	15		6		2	P,S,T,M,VP SC	24+		
29958	BELO HORIZONTE SERRA DO CURRAL	11/29/1974	Cancelled(8*)	0	0	4	-4	-100.00%	4	10	0		None	P,S,T,M,VP SC	17	90+ Days	
44368	BELO HORIZONTE SOLIDARIEDADE	11/01/1984	Active	26	0	2	-2	-7.14%	28	3	1		2	P,S,T,M,VP SC	1		\$1,000.00
16932	BETIM	06/21/1967	Active	24	2	7	-5	-17.24%	29	10	2			P,S,T,M,VP SC	6		\$4,068.85



Club Health Assessment for District LC 4 through June 2025

			Status	Membership							Reports					Finance		LCIF
Club Number	Club Name	Charter Date		Current Member Count	YTD Members Added	YTD Members Dropped	YTD Net Growth	YTD Net Growth%	Member Count 12 Months Ago	Avg. length of service for dropped members	Months Since Last MMR ***	Yrs. Since Last Officer Report	President Rotation	Vice President Reported ****	Months Since Last Activity Report ***	Account Balance	Donations for current Fiscal Year	
			Number of times on status quo within last two years	If below 15 members appears				If net loss is greater than 20% appears			If no report in 3 months appears in	When more than one year appears in	Number of repeat terms	Notes the officers that do not have an active	If no report at 12 months appears in red			
16935	BOM DESPACHO	01/19/1969	Active	63	6	3	3	5.00%	60	18	1			P,S,T,M,VP SC	0		\$2,394.92	
Exc Award (06/30/2020, 06/30/2023, 06/30/2025)																		
50235	CACHOEIRA DO CAMPO	02/27/1990	Active	36	2	33	-31	-46.27%	67	1	0			P,S,T,M,VP SC	0		\$1,100.86	
Exc Award (06/30/2018, 06/30/2019, 06/30/2020)																		
16939	CONCEICAO DO MATO DENTRO	11/03/1968	Active(1)	20	4	0	4	25.00%	16		0		3	P,S,T,M,VP SC	1			
16951	CONSELHEIRO LAFAIETE ALVORADA	04/15/1968	Active	30	0	0	0	0.00%	30		4			P,S,T,M,VP SC	24+			
16937	CORINTO	12/22/1968	Active	13	0	10	-10	-43.48%	23	14	1		5	P,S,T,M,VP SC	19			
Exc Award (06/30/2022)																		
16942	CURVELO	10/29/1967	Active	36	1	5	-4	-10.00%	40	5	0			P,S,T,M,VP SC	9			
Exc Award (06/30/2016)																		
16943	DIAMANTINA	04/27/1969	Active	16	0	0	0	0.00%	16		15			P,S,T,M,VP SC	15			
148689	Divinópolis Bike	10/19/2021	Active	25	9	5	4	19.05%	21	2	0			P,S,T,M,VP SC	11			
16945	DIVINOPOLIS CANDIDES	10/19/1969	Active	39	10	6	4	11.43%	35	6	0			P,S,T,M,VP SC	2			
Exc Award (06/30/2018, 06/30/2022)																		
16944	DIVINOPOLIS PIONEIRO	05/25/1967	Active	18	1	6	-5	-21.74%	23	10	3			P,S,T,M,VP SC	4		\$1,000.00	
Exc Award (06/30/2022)																		
29380	ESMERALDAS	05/23/1974	Active	29	2	0	2	7.41%	27		0		2	P,S,T,M,VP SC	0			
16946	ITABIRITO	10/28/1968	Active	22	1	2	-1	-4.35%	23	2	2			P,S,T,M,VP SC	0			
Exc Award (06/30/2022)																		
16949	JANAUBA	10/12/1968	Active	39	4	3	1	2.63%	38	9	1			P,S,T,M,VP SC	2		\$1,001.60	
Exc Award (06/30/2024)																		
16950	LAFAIETE CENTRO L C	10/20/1962	Active	42	3	3	0	0.00%	42	14	0			P,S,T,M,VP SC	0		\$2,200.92	
Exc Award (06/30/2022)																		
34853	LAGOA SANTA	12/22/1977	Active	72	0	2	-2	-2.70%	74	16	0			P,S,T,M,VP SC	0		\$2,000.00	
40313	MARIANA O LEAO DAS MINAS	08/28/1981	Active	25	0	0	0	0.00%	25		0			P,S,T,M,VP SC	2		\$1,301.72	
Exc Award (06/30/2019)																		
34281	MONTES CLAROS SERTANEJO	06/29/1977	Active	22	3	2	1	4.76%	21	8	0			P,S,T,M,VP SC	1			



Club Health Assessment for District LC 4 through June 2025

			Status								Membership								Reports				Finance		LCIF	
Club Number	Club Name	Charter Date		Current Member Count	YTD Members Added	YTD Members Dropped	YTD Net Growth	YTD Net Growth%	Member Count 12 Months Ago	Avg. length of service for dropped members	Months Since Last MMR ***	Yrs. Since Last Officer Report	President Rotation	Vice President Reported ****	Months Since Last Activity Report ***	Account Balance	Donations for current Fiscal Year									
			Number of times on status quo within last two years	If below 15 members appears						If net loss is greater than 20% appears	If no report in 3 months appears in	When more than one year appears in	Number of repeat terms	Notes the officers that do not have appears in an active	If no report at 12 months red											
16955	NOVA LIMA	03/18/1967	Active	65	5	7	-2	-2.99%	67	9	1			P,S,T,M,VP SC	0											
116093	NOVA LIMAALPHAVILLE LAGOA DOS INGLESES	02/21/2012	Active	20	9	3	6	42.86%	14	11	0		2	P,S,T,M,VP SC	24+											
32093	NOVA SERRANA	04/20/1976	Active	29	0	1	-1	-3.33%	30	6	0			P,S,T,M,VP SC	0											
Exc Award (06/30/2024)																										
16956	OURO PRETO	10/27/1968	Active(1)	17	0	0	0	0.00%	17		12			P,S,T,M,VP SC	24+											
16959	PEDRO LEOPOLDO	02/12/1966	Active	34	7	7	0	0.00%	34	3	0			P,S,T,M,VP SC	1		\$2,761.08									
Exc Award (06/30/2017)																										
16961	PIRAPORA	10/04/1970	Active(2)	9	0	0	0	0.00%	9		17			P,S,T,M,VP SC	15											
16962	POMPEU	12/15/1968	Active	16	0	0	0	0.00%	16		12		3	P,S,T,M,VP SC	20											
31460	SANTA LUZIA	12/09/1975	Active	20	0	3	-3	-13.04%	23	16	0			P,S,T,M,VP SC	22		\$1,005.12									
16965	SETE LAGOAS	10/24/1964	Active	10	0	5	-5	-33.33%	15	22	0			P,S,T,M,VP SC	1		\$1,000.00									
39017	SETE LAGOAS ALVORADA	10/31/1980	Active	20	3	3	0	0.00%	20	4	2			P,S,T,M,VP SC	0											
16966	SETE LAGOAS CENTENARIO	03/19/1967	Active	9	2	4	-2	-18.18%	11	14	2		2	P,S,T,M,VP SC	0											
34190	TRES MARIAS	06/07/1977	Active	36	8	5	3	9.09%	33	11	0			P,S,T,M,VP SC	0											
Exc Award (06/30/2021, 06/30/2024)																										
34189	VESPASIANO	06/26/1977	Active	33	2	9	-7	-17.50%	40	6	1		2	P,S,T,M,VP SC	1		\$115.51									
Exc Award (06/30/2024)																										
Current Total Clubs Count	YTD New Clubs Count	YTD Cancelled Clubs Count	YTD Net Club Gain	Current Total Members Count	YTD Add	YTD Drop	YTD Net Growth	YTD Net Growth %	Member Count 12 Months Ago	Average Member Count Per Club	% of Clubs with less than 20 members	% No MMR in 3 Months	% No Officer Report in 12 Months	% of Clubs with balance 90+ days	Number of Clubs in Status Quo	% Status Quo Clubs in Financial Suspension	Number of Cancelled Clubs	Average Cancelled Club Age	Members Lost Due to Cancellation	% of Clubs Cancelled for Non-Financial Reasons						
45	2	2	0	1,178	170	215	-45	-3.68%	1,223	26	31%	20%	0%	2%	0	0%	2	61	22	50%						

* - P - Priority Club. Cancellation Reasons: 1-Objectives/conduct, 2-Non-active club, 5-Non-existing club, 6-Disbanding, 7-Merger, 8-Financial Suspension, 9-District/Multiple District Dues.


** - Abbreviation: P-President, S-Secretary, T-Treasurer, M-Member Chairperson, VP-First Vice President, MC-Communications Chairperson, SC-Service Chairperson

*** - Abbreviation: N/R - Never reported using the Lions Clubs website, N/A - Not applicable, No password registered for the Lions Clubs website.

**** - Abbreviation: N - New, IP - Immediate Past, R - Repeat.



Club Health Assessment for District LC 5 through June 2025

			Status	Membership							Reports					Finance	LCIF	
Club Number	Club Name	Charter Date		Current Member Count	YTD Members Added	YTD Members Dropped	YTD Net Growth	YTD Net Growth%	Member Count 12 Months Ago	Avg. length of service for dropped members	Months Since Last MMR ***	Yrs. Since Last Officer Report	President Rotation	Vice President Reported ****	Months Since Last Activity Report ***	Account Balance	Donations for current Fiscal Year	
			Number of times on status quo within last two years	If below 15 members appears					If net loss is greater than 20% appears			If no report in 3 months appears in	When more than one year appears in	Number of repeat terms	Notes the officers that do not have an active	If no report at 12 months appears in red		
Clubs less than two years old																		
157136	Guarulhos Metropolitano	01/12/2024	Active	36	10	4	6	20.00%	30	1	0			P,S,T,M,VP SC	1		\$105.00	
Exc Award (06/30/2024)																		
171806	Mongagua	06/07/2024	Active	7	1	14	-13	-65.00%	20	1	0		2	P,S,T,M,VP SC	0			
179757	São José dos Campos Urbanova	12/13/2024	Active	25	30	5	25	100.00%	0	0	0		None	P,S,T,M,VP SC	0			
Clubs more than two years old																		
17195	ARUJA	05/04/1963	Active	33	9	2	7	26.92%	26	5	1			P,S,T,M,VP SC	0		\$1,000.00	
Exc Award (06/30/2024)																		
17196	ATIBAIA	08/08/1959	Active	15	0	0	0	0.00%	15		1		3	P,S,T,M,VP SC	1			
Exc Award (06/30/2019)																		
30958	BERTIOGA	06/24/1975	Active	52	16	12	4	8.33%	48	4	0			P,S,T,M,VP SC	0		\$4,013.67	
Exc Award (06/30/2018, 06/30/2019, 06/30/20)																		
130170	Braganca Paulista IP Bob Colew	03/01/2017	Active	3	0	0	0	0.00%	3		1		2	P,S,T,M,VP SC	24+			
Exc Award (06/30/2019, 06/30/2021)																		
17198	CACAPAVA	05/22/1965	Active	13	0	2	-2	-13.33%	15	4	1		3	P,S,T,M,VP SC	0		\$1,944.76	
Exc Award (06/30/2019, 06/30/2021, 06/30/20)																		
58781	CACHOEIRA PAULISTA	10/22/1996	Active	14	2	4	-2	-12.50%	16	12	2			P,S,T,M,VP SC	0			
Exc Award (06/30/2018)																		
60731	CARAGUATATUBA	05/06/1998	Active	14	6	5	1	7.69%	13	7	1			P,S,T,M,VP SC	2		\$48.46	
119451	CARAGUATATUBA MAR	05/23/2013	Active	24	9	11	-2	-7.69%	26	4	0			P,S,T,M,VP SC	6			
Exc Award (06/30/2021)																		
17201	CRUZEIRO	12/13/1964	Active(1)	6	0	2	-2	-25.00%	8	2	0		4	P,S,T,M,VP SC	0			
17202	CUBATAO	06/12/1956	Active	11	0	0	0	0.00%	11		11		2	P,S,T,M,VP SC	2			
17203	DIADEMA	02/21/1961	Active	23	0	3	-3	-11.54%	26	3	0		3	P,S,T,M,VP SC	4		\$1,000.00	
Exc Award (06/30/2021, 06/30/2024)																		
17204	GUARATINGUETA	05/01/1965	Active	15	0	0	0	0.00%	15		31			P,S,T,M,VP SC	24+			
17207	GUARATINGUETA PEDREGU	05/28/1969	Active(2)	6	2	2	0	0.00%	6	2	0			P,S,T,M,VP SC	24+			



Club Health Assessment for District LC 5 through June 2025

			Status	Membership							Reports					Finance		LCIF
Club Number	Club Name	Charter Date		Current Member Count	YTD Members Added	YTD Members Dropped	YTD Net Growth	YTD Net Growth%	Member Count 12 Months Ago	Avg. length of service for dropped members	Months Since Last MMR ***	Yrs. Since Last Officer Report	President Rotation	Vice President Reported ****	Months Since Last Activity Report ***	Account Balance	Donations for current Fiscal Year	
			Number of times on status quo within last two years	If below 15 members appears				If net loss is greater than 20% appears			If no report in 3 months appears in	When more than one year appears in	Number of repeat terms	Notes the officers that do not have an active	If no report at 12 months appears in red			
17206	GUARUJA SUL	06/13/1968	Active(1)	16	1	2	-1	-5.88%	17	8	0		3	P,S,T,M,VP SC	8			
17209	GUARULHOS	01/19/1961	Active	33	1	2	-1	-2.94%	34	21	2			P,S,T,M,VP SC	1		\$4,017.61	
	Exc Award (06/30/2018, 06/30/2021, 06/30/2022)																	
60911	GUARULHOS AEROPORTO	06/25/1998	Active	15	1	2	-1	-6.25%	16	6	3			P,S,T,M,VP SC	0		\$1,000.46	
	Exc Award (06/30/2018, 06/30/2021, 06/30/2022)																	
138212	Guarulhos Maia	05/24/2019	Active	42	4	0	4	10.53%	38		1			P,S,T,M,VP SC	0		\$3,028.46	
	Exc Award (06/30/2021, 06/30/2022, 06/30/2023)																	
17210	GUARULHOS NORTE	06/13/1973	Active	20	4	11	-7	-25.93%	27	3	1			P,S,T,M,VP SC	0		\$100.00	
	Exc Award (06/30/2019, 06/30/2021)																	
38911	GUARULHOS SUL	09/03/1980	Active	34	21	7	14	70.00%	20	15	0			P,S,T,M,VP SC	1		\$34.60	
56878	ILHA BELA	04/28/1995	Active(1)	17	0	1	-1	-5.56%	18	30	3			P,S,T,M,VP SC	24+			
17211	ITANHAEM	12/22/1963	Active	14	8	5	3	27.27%	11	9	0		2	P,S,T,M,VP SC	24+	90+ Days		
17212	JACAREI	05/03/1957	Active	13	2	2	0	0.00%	13	24	0		2	P,S,T,M,VP SC	24+			
17213	LORENA	09/03/1965	Active	20	0	2	-2	-9.09%	22	12	0			P,S,T,M,VP SC	6			
	Exc Award (06/30/2018, 06/30/2019)																	
17214	MAIRIPORA	05/31/1960	Active	19	5	3	2	11.76%	17	42	2		2	P,S,T,M,VP SC	3		\$1,000.00	
	Exc Award (06/30/2023)																	
143820	Mairiporã Ilé Ifá	12/03/2020	Active(1)	1	0	0	0	0.00%	1		13	1	None	P,S,T,M,VP SC	18			
17216	MOGI DAS CRUZES	03/22/1962	Active	43	0	2	-2	-4.44%	45	15	2			P,S,T,M,VP SC	0		\$4,893.66	
	Exc Award (06/30/2019, 06/30/2023, 06/30/2024)																	
125117	Mogi das Cruzes Bras Cubas	06/19/2015	Active	4	0	0	0	0.00%	4		12		3	P,S,T,M,VP SC	3			
17217	MOGI DAS CRUZES ESTÂNCIA	05/23/1969	Active	11	0	1	-1	-8.33%	12	11	8			P,S,T,M,VP SC	0		\$1,000.14	
117852	MOGI DAS CRUZES ITAPETY	09/18/2012	Active	20	3	5	-2	-9.09%	22	5	0			P,S,T,M,VP SC	4			
17222	POA	06/19/1960	Active	5	0	0	0	0.00%	5		14		3	P,S,T,M,VP SC	18			
17223	PRAIA GRANDE ESTRELA DA MAMA	06/05/1967	Active	44	13	2	11	33.33%	33	11	0		3	P,S,T,M,VP SC	21		\$1,000.81	
	Exc Award (06/30/2021)																	
153569	Praia Grande IP Brian Sheehan	01/30/2023	Active	7	0	3	-3	-30.00%	10	2	6			P,S,T,M,VP SC	14			



Club Health Assessment for District LC 5 through June 2025

			Status	Membership							Reports					Finance		LCIF
Club Number	Club Name	Charter Date		Current Member Count	YTD Members Added	YTD Members Dropped	YTD Net Growth	YTD Net Growth%	Member Count 12 Months Ago	Avg. length of service for dropped members	Months Since Last MMR ***	Yrs. Since Last Officer Report	President Rotation	Vice President Reported ****	Months Since Last Activity Report ***	Account Balance	Donations for current Fiscal Year	
			Number of times on status quo within last two years	If below 15 members appears				If net loss is greater than 20% appears			If no report in 3 months appears in	When more than one year appears in	Number of repeat terms	Notes the officers that do not have an active	If no report at 12 months appears in red			
36815	PRAIA GRANDE OCIAN	03/26/1979	Active	7	0	0	0	0.00%	7		21		11	P,S,T,M,VP SC	24+			
38625	SANTA ISABEL	06/19/1980	Active	26	3	0	3	13.04%	23		2		2	P,S,T,M,VP SC	1		\$1,584.03	
17234	SANTO ANDRE CENTRO	09/26/1957	Active	14	2	2	0	0.00%	14	28	1			P,S,T,M,VP SC	3			
	Exc Award (06/30/2019)																	
17231	SANTO ANDRE JARDIM	03/15/1966	Active(1)	27	9	1	8	42.11%	19	0	1			P,S,T,M,VP SC	6		\$999.89	
32095	SANTOS	04/21/1976	Active	32	1	8	-7	-17.95%	39	12	1			P,S,T,M,VP SC	5		\$3,001.58	
130150	São Bento do Sapucaí	02/21/2017	Active	12	2	1	1	9.09%	11	0	0		2	P,S,T,M,VP SC	5			
	Exc Award (06/30/2021, 06/30/2023)																	
17225	SÃO BERNARDO DO CAMPO	05/16/1969	Active	18	4	0	4	28.57%	14		0		11	P,S,T,M,VP SC	0			
	Exc Award (06/30/2021, 06/30/2023)																	
17228	SAO BERNARDO DO CAMPO R RAMOS	08/24/1971	Active	7	0	0	0	0.00%	7		43		6	P,S,T,M,VP SC	24+			
17235	SAO CAETANO DO SUL	06/27/1955	Active	38	5	1	4	11.76%	34	6	3			P,S,T,M,VP SC	9		\$9,183.68	
	Exc Award (06/30/2019, 06/30/2024)																	
32948	SAO CAETANO DO SUL FUNDACAO	11/11/1976	Active	9	0	1	-1	-10.00%	10	13	8		12	P,S,T,M,VP SC	23			
108471	SÃO CAETANO DO SUL SANTA MARIA	05/27/2010	Active	25	2	5	-3	-10.71%	28	12	0		13	P,S,T,M,VP SC	2			
17229	SAO CAETANO DO SUL STA PAULA	10/29/1968	Active(1)	21	5	0	5	31.25%	16		2		3	P,S,T,M,VP SC	3			
17237	SAO JOSE DOS CAMPOS AUGUSTIN SOLIVA	11/04/1955	Active	73	10	2	8	12.31%	65	11	1			P,S,T,M,VP SC	0		\$6,140.75	
	Exc Award (06/30/2024)																	
29293	SAO JOSE DOS CAMPOS ESPLANADA	05/07/1974	Active	18	4	0	4	28.57%	14		4			P,S,T,M,VP SC	0		\$2,001.28	
	Exc Award (06/30/2017, 06/30/2019, 06/30/20)																	
66723	SAO JOSE DOS CAMPOS-SUL	10/14/2002	Active	23	6	0	6	35.29%	17		0			P,S,T,M,VP SC	15	90+ Days		
	Exc Award (06/30/2018, 06/30/2019, 06/30/20)																	
48775	SAO SEBASTIAO	06/28/1988	Active(1)	4	1	9	-8	-66.67%	12	8	0		None	P,S,T,M,VP SC	23			
17238	SAO VICENTE	01/22/1955	Active	40	10	9	1	2.56%	39	6	0			P,S,T,M,VP SC	0		\$3,115.77	
	Exc Award (06/30/2021, 06/30/2023, 06/30/20)																	



Club Health Assessment for District LC 5 through June 2025

			Status	Membership							Reports				Finance	LCIF	
Club Number	Club Name	Charter Date		Current Member Count	YTD Members Added	YTD Members Dropped	YTD Net Growth	YTD Net Growth%	Member Count 12 Months Ago	Avg. length of service for dropped members	Months Since Last MMR ***	Yrs. Since Last Officer Report	President Rotation	Vice President Reported ****	Months Since Last Activity Report ***	Account Balance	Donations for current Fiscal Year
			Number of times on status quo within last two years	If below 15 members appears				If net loss is greater than 20% appears			If no report in 3 months appears in	When more than one year appears in	Number of repeat terms	Notes the officers that do not have an active	If no report at 12 months appears in red		
17245	SUZANO	06/09/1967	Active	20	0	5	-5	-20.00%	25	15	1			P,S,T,M,VP SC	17		
	Exc Award (06/30/2017, 06/30/2019, 06/30/20																
17246	TAUBATE	08/26/1957	Active(1)	34	22	2	20	142.86%	14	6	0			P,S,T,M,VP SC	24+		
	Exc Award (06/30/2017, 06/30/2018)																

Clubs Cancelled Previous Fiscal Year – Clubs Cancelled within last 12 months may be reinstated

Club Number	Club Name	Charter Date	Current Status*	Cancellation Date
17241	SANTOS OESTE	11/29/1968	Cancelled(7*)	07/29/2023
17233	SANTOS SUL	12/10/1960	Cancelled(7*)	07/29/2023
102029	UBATUBA	05/08/2008	Cancelled(8*)	12/29/2023

Current Total Clubs Count	YTD New Clubs Count	YTD Cancelled Clubs Count	YTD Net Club Gain	Current Total Members Count	YTD Add	YTD Drop	YTD Net Growth	YTD Net Growth %	Member Count 12 Months Ago	Average Member Count Per Club	% of Clubs with less than 20 members	% No MMR in 3 Months	% No Officer Report in 12 Months	% of Clubs with balance 90+ days	Number of Clubs in Status Quo	% Status Quo Clubs in Financial Suspension	Number of Cancelled Clubs	Average Cancelled Club Age	Members Lost Due to Cancellation	% of Clubs Cancelled for Non-Financial Reasons
54	1	0	1	1,123	234	162	72	6.85%	1,051	21	54%	26%	2%	4%	0	0%	0	0	0	0%

* - P - Priority Club. Cancellation Reasons: 1-Objectives/conduct, 2-Non-active club, 5-Non-existing club, 6-Disbanding, 7-Merger, 8-Financial Suspension, 9-District/Multiple District Dues.

** - Abbreviation: P-President, S-Secretary, T-Treasurer, M-Member Chairperson, VP-First Vice President, MC-Communications Chairperson, SC-Service Chairperson

*** - Abbreviation: N/R - Never reported using the Lions Clubs website, N/A - Not applicable, No password registered for the Lions Clubs website.

**** - Abbreviation: N - New, IP - Immediate Past, R - Repeat.



Club Health Assessment for District LC 6 through June 2025

			Status	Membership							Reports					Finance		LCIF
Club Number	Club Name	Charter Date		Current Member Count	YTD Members Added	YTD Members Dropped	YTD Net Growth	YTD Net Growth%	Member Count 12 Months Ago	Avg. length of service for dropped members	Months Since Last MMR ***	Yrs. Since Last Officer Report	President Rotation	Vice President Reported ****	Months Since Last Activity Report ***	Account Balance	Donations for current Fiscal Year	
			Number of times on status quo within last two years	If below 15 members appears				If net loss is greater than 20% appears			If no report in 3 months appears in	When more than one year appears in	Number of repeat terms	Notes the officers that do not have appears in an active	If no report at 12 months red			
Clubs less than two years old																		
181946	São José do Rio Preto - Juventude	05/06/2025	Newly Chartered	20	21	1	20	100.00%	0	0	0			P,S,T,M,VP SC	0			
Clubs more than two years old																		
17249	ALTINOPOLIS	05/01/1970	Active	13	0	0	0	0.00%	13		13			P,S,T,M,VP SC	2			
56945	AURIFLAMA	05/05/1995	Active	49	2	3	-1	-2.00%	50	15	0			P,S,T,M,VP SC	0		\$1,139.89	
Exc Award (06/30/2017, 06/30/2018, 06/30/20																		
17250	BARRETOS	10/08/1961	Active	11	0	3	-3	-21.43%	14	18	1			P,S,T,M,VP SC	1			
Exc Award (06/30/2016, 06/30/2018, 06/30/20																		
17251	BATATAIS	09/18/1966	Active	28	7	17	-10	-26.32%	38	13	0			P,S,T,M,VP SC	1		\$20.00	
33340	BRODOWSKI	02/23/1977	Active	18	1	2	-1	-5.26%	19	8	1			P,S,T,M,VP SC	0		\$1,039.86	
Exc Award (06/30/2021, 06/30/2024)																		
17255	CATANDUVA	02/25/1956	Active	26	0	1	-1	-3.70%	27	47	1			P,S,T,M,VP SC	2		\$1,039.86	
Exc Award (06/30/2018, 06/30/2022)																		
17256	CRAVINHOS	03/31/1964	Active	27	4	0	4	17.39%	23		6			P,S,T,M,VP SC	1		\$6,082.86	
Exc Award (06/30/2017, 06/30/2018, 06/30/20																		
34102	DUMONT	06/17/1977	Active	7	0	2	-2	-22.22%	9	16	1		3	P,S,T,M,VP SC	2			
50801	FERNANDOPOLIS CIDADE PROGRESSO	06/29/1990	Active	33	2	0	2	6.45%	31		0			P,S,T,M,VP SC	0		\$1,000.81	
Exc Award (06/30/2018)																		
17259	FRANCA	09/20/1958	Active	28	4	1	3	12.00%	25	32	0			P,S,T,M,VP SC	0		\$550.04	
Exc Award (06/30/2019, 06/30/2022)																		
45502	FRANCA CIDADE NOVA	11/12/1985	Active	10	1	0	1	11.11%	9		8		2	P,S,T,M,VP SC	3			
Exc Award (06/30/2018)																		
46643	FRANCA DO IMPERADOR	11/17/1986	Active	14	0	0	0	0.00%	14		10		3	P,S,T,M,VP SC	0		\$20.00	
Exc Award (06/30/2017)																		
61363	FRANCA INOVACAO	12/21/1998	Active	10	1	1	0	0.00%	10	1	4		None	P,S,T,M,VP SC	1			
Exc Award (06/30/2018, 06/30/2024)																		
34101	FRANCA SOBRAL	06/17/1977	Active	41	10	3	7	20.59%	34	4	0		None	P,S,T,M,VP SC	1		\$999.86	
Exc Award (06/30/2017, 06/30/2022)																		



Club Health Assessment for District LC 6 through June 2025

			Status	Membership							Reports					Finance	LCIF
Club Number	Club Name	Charter Date		Current Member Count	YTD Members Added	YTD Members Dropped	YTD Net Growth	YTD Net Growth%	Member Count 12 Months Ago	Avg. length of service for dropped members	Months Since Last MMR ***	Yrs. Since Last Officer Report	President Rotation	Vice President Reported ****	Months Since Last Activity Report ***	Account Balance	Donations for current Fiscal Year
			Number of times on status quo within last two years	If below 15 members appears				If net loss is greater than 20% appears			If no report in 3 months appears in	When more than one year appears in	Number of repeat terms	Notes the officers that do not have an active	If no report at 12 months appears in red		
17261	GUAIRA	11/19/1973	Active	20	7	3	4	25.00%	16	2	0			P,S,T,M,VP SC	3		\$20.00
	Exc Award (06/30/2017)																
104975	GUAIRA AGUAS CORRENTES	03/17/2009	Active(1)	12	0	3	-3	-20.00%	15	6	0			P,S,T,M,VP SC	2		
	Exc Award (06/30/2017)																
17262	GUARA	01/25/1970	Active	15	0	2	-2	-11.76%	17	34	2			P,S,T,M,VP SC	2		
	Exc Award (06/30/2018)																
17263	GUARIBA	05/23/1965	Active	23	3	0	3	15.00%	20		2			P,S,T,M,VP SC	0		\$2,019.89
	Exc Award (06/30/2018, 06/30/2022)																
17265	ICEM	06/14/1969	Active	19	7	2	5	35.71%	14	0	2			P,S,T,M,VP SC	1		\$999.86
	Exc Award (06/30/2017, 06/30/2018)																
17266	IGARAPAVA	12/04/1973	Active(1)	4	0	1	-1	-20.00%	5	32	0		2	P,S,T,M,VP SC	2		
	Exc Award (06/30/2022)																
43364	INDIAPORA	01/03/1984	Active	12	0	1	-1	-7.69%	13	7	5			P,S,T,M,VP SC	7		\$714.19
	Exc Award (06/30/2018, 06/30/2022)																
64754	IPUA	10/31/2001	Active(1)	5	0	0	0	0.00%	5		19		2	P,S,T,M,VP SC	2		
17267	ITUVERAVA	04/22/1963	Active	31	0	4	-4	-11.43%	35	22	0			P,S,T,M,VP SC	2		\$999.97
17268	JABOTICABAL	09/29/1962	Active	55	6	2	4	7.84%	51	16	1			P,S,T,M,VP SC	0		\$4,283.27
	Exc Award (06/30/2018, 06/30/2023)																
17269	JALES	06/19/1969	Active	27	0	4	-4	-12.90%	31	1	1			P,S,T,M,VP SC	0		\$100.00
	Exc Award (06/30/2018, 06/30/2022, 06/30/20)																
17271	MATAO	01/14/1962	Active	51	0	0	0	0.00%	51		1			P,S,T,M,VP SC	0		\$1,017.60
	Exc Award (06/30/2017, 06/30/2018, 06/30/20)																
42081	MIGUELOPOLIS	12/09/1982	Active	23	0	6	-6	-20.69%	29	2	5			P,S,T,M,VP SC	2		
17272	MIRASSOL	09/19/1956	Active	54	11	5	6	12.50%	48	37	0			P,S,T,M,VP SC	1		\$1,439.86
	Exc Award (06/30/2017, 06/30/2022)																
17274	MONTE ALTO	04/20/1959	Active	17	2	3	-1	-5.56%	18	3	0		2	P,S,T,M,VP SC	1		\$1,019.86
	Exc Award (06/30/2018, 06/30/2022, 06/30/20)																
17273	MONTE AZUL PAULISTA	06/23/1964	Active	19	0	6	-6	-24.00%	25	11	1		2	P,S,T,M,VP SC	0		\$1,000.81



Club Health Assessment for District LC 6 through June 2025

			Status	Membership							Reports					Finance		LCIF
Club Number	Club Name	Charter Date		Current Member Count	YTD Members Added	YTD Members Dropped	YTD Net Growth	YTD Net Growth%	Member Count 12 Months Ago	Avg. length of service for dropped members	Months Since Last MMR ***	Yrs. Since Last Officer Report	President Rotation	Vice President Reported ****	Months Since Last Activity Report ***	Account Balance	Donations for current Fiscal Year	
			Number of times on status quo within last two years	If below 15 members appears					If net loss is greater than 20% appears		If no report in 3 months appears in	When more than one year appears in	Number of repeat terms	Notes the officers that do not have an active	If no report at 12 months appears in red			
30727	NEVES PAULISTA	05/13/1975	Active	17	0	3	-3	-15.00%	20	3	1			P,S,T,M,VP SC	3		\$20.00	
Exc Award (06/30/2017, 06/30/2023)																		
35582	NHANDEARA	05/16/1978	Active	28	0	4	-4	-12.50%	32	4	0		2	P,S,T,M,VP SC	2			
Exc Award (06/30/2016, 06/30/2017, 06/30/2022)																		
140207	Nhandeara Alianca	11/22/2019	Active	19	2	5	-3	-13.64%	22	9	0			P,S,T,M,VP SC	0			
Exc Award (06/30/2022)																		
17276	NOVO HORIZONTE	04/17/1967	Active	15	0	0	0	0.00%	15		1		4	P,S,T,M,VP SC	7		\$60.00	
Exc Award (06/30/2018, 06/30/2022, 06/30/2023)																		
17277	OLIMPIA	05/28/1964	Active(1)	20	0	0	0	0.00%	20		24	1	None	P,S,T,M,VP SC	2		\$19.57	
17278	ORLANDIA	04/04/1970	Active	30	1	5	-4	-11.76%	34	5	0			P,S,T,M,VP SC	0		\$1,220.00	
Exc Award (06/30/2017, 06/30/2018, 06/30/2022)																		
75922	OUROESTE	06/30/2003	Active	37	7	2	5	15.63%	32	3	0			P,S,T,M,VP SC	1		\$1,112.98	
Exc Award (06/30/2018, 06/30/2022)																		
17279	PALMEIRA D'OESTE	03/17/1968	Active(1)	16	0	0	0	0.00%	16		0			P,S,T,M,VP SC	0			
Exc Award (06/30/2016, 06/30/2017, 06/30/2022)																		
17444	PASSOS	06/01/1969	Active	34	5	19	-14	-29.17%	48	5	1			P,S,T,M,VP SC	0	90+ Days	\$859.80	
Exc Award (06/30/2022)																		
51593	PEDREGULHO USINA DE ESTREITO	04/29/1991	Active	4	1	12	-11	-73.33%	15	2	0			P,S,T,M,VP SC	6			
119196	POLONI	04/16/2013	Active	15	0	0	0	0.00%	15		2		2	P,S,T,M,VP SC	0		\$999.86	
Exc Award (06/30/2017, 06/30/2018, 06/30/2022)																		
17283	POTIRENDABA	10/20/1961	Active	18	1	2	-1	-5.26%	19	7	1		3	P,S,T,M,VP SC	1			
Exc Award (06/30/2017, 06/30/2021, 06/30/2022)																		
17284	RIBEIRAO PRETO	03/09/1959	Active(1)	20	2	1	1	5.26%	19	24	1			P,S,T,M,VP SC	0		\$1,039.76	
Exc Award (06/30/2024)																		
17286	RIBEIRAO PRETO CAMPOS ELISEOS	05/13/1969	Active	14	1	3	-2	-12.50%	16	7	0		None	P,S,T,M,VP SC	0		\$20.00	
Exc Award (06/30/2017, 06/30/2022)																		
33222	RIBEIRAO PRETO JARDIM PAULISTA	01/06/1977	Active	7	0	1	-1	-12.50%	8	29	2		None	P,S,T,M,VP SC	10			
119758	Santa Fe do Sul Virtual	06/21/2013	Active	7	0	0	0	0.00%	7		12			P,S,T,M,VP SC	11		\$40.00	



Club Health Assessment for District LC 6 through June 2025

			Status	Membership							Reports					Finance		LCIF
Club Number	Club Name	Charter Date		Current Member Count	YTD Members Added	YTD Members Dropped	YTD Net Growth	YTD Net Growth%	Member Count 12 Months Ago	Avg. length of service for dropped members	Months Since Last MMR ***	Yrs. Since Last Officer Report	President Rotation	Vice President Reported ****	Months Since Last Activity Report ***	Account Balance	Donations for current Fiscal Year	
			Number of times on status quo within last two years	If below 15 members appears				If net loss is greater than 20% appears			If no report in 3 months appears in	When more than one year appears in	Number of repeat terms	Notes the officers that do not have an active	If no report at 12 months appears in red			
Exc Award (06/30/2019, 06/30/2021, 06/30/2022)			Active	34	1	3	-2	-5.56%	36	11	1			P,S,T,M,VP SC	11		\$1,026.54	
17288 SAO JOAQUIM DA BARRA 08/24/1969																		
Exc Award (06/30/2018)			Active	15	3	6	-3	-16.67%	18	14	0			P,S,T,M,VP SC	0		\$1,019.86	
17289 SAO JOSE DO RIO PRETO 09/07/1953																		
Exc Award (06/30/2023, 06/30/2024)			Active(1)	19	0	1	-1	-5.00%	20	16	1			P,S,T,M,VP SC	2		\$865.00	
17291 SAO JOSE DO RIO PRETO SUL 11/12/1968																		
Exc Award (06/30/2018)			Active	16	3	3	0	0.00%	16	3	0			P,S,T,M,VP SC	7			
17452 SAO SEBASTIAO DO PARAISO 11/08/1969																		
Exc Award (06/30/2018)			Active	3	0	0	0	0.00%	3		24	1	None	P,S,T,M,VP SC	2			
17290 SAO SIMAO 09/17/1970																		
			Active	26	0	2	-2	-7.14%	28	31	2			P,S,T,M,VP SC	2		\$80.00	
17292 SERTAOZINHO 02/14/1967																		
57040 SERTAOZINHO CENTENARIO 06/12/1995			Active(2)	17	0	0	0	0.00%	17		18	1	None	P,S,T,M,VP SC	2			
Exc Award (06/30/2017, 06/30/2018)			Active	41	2	14	-12	-22.64%	53	2	0		4	P,S,T,M,VP SC	8		\$40.00	
17295 TANABI 06/15/1964																		
Exc Award (06/30/2022, 06/30/2023, 06/30/2024)			Active	56	1	6	-5	-8.20%	61	9	1			P,S,T,M,VP SC	0		\$3,080.26	
17296 TAQUARITINGA 04/26/1965																		
Exc Award (06/30/2022, 06/30/2024)			Active	55	6	10	-4	-6.78%	59	2	0			P,S,T,M,VP SC	4		\$1,069.86	
17300 VOTUPORANGA 06/22/1965																		
Exc Award (06/30/2016, 06/30/2018, 06/30/2020)			Active	9	0	1	-1	-10.00%	10	13	0			P,S,T,M,VP SC	8			
115298 VOTUPORANGA ABILIO CALILLE 10/19/2011																		
Exc Award (06/30/2022)			Active	9	0	1	-1	-10.00%	10	3	6		2	P,S,T,M,VP SC	0			
51836 VOTUPORANGA BRISAS SUAVES 06/27/1991																		
Exc Award (06/30/2018)			Active(1)	5	1	0	1	25.00%	4		6			P,S,T,M,VP SC	2			
108624 VOTUPORANGA GRANDES LAGOS 06/17/2010																		
Exc Award (06/30/2017, 06/30/2018)																		



Club Health Assessment for District LC 6 through June 2025

			Status	Membership							Reports					Finance	LCIF
Club Number	Club Name	Charter Date		Current Member Count	YTD Members Added	YTD Members Dropped	YTD Net Growth	YTD Net Growth%	Member Count 12 Months Ago	Avg. length of service for dropped members	Months Since Last MMR ***	Yrs. Since Last Officer Report	President Rotation	Vice President Reported ****	Months Since Last Activity Report ***	Account Balance	Donations for current Fiscal Year
			Number of times on status quo within last two years	If below 15 members appears				If net loss is greater than 20% appears			If no report in 3 months appears in	When more than one year appears in	Number of repeat terms	Notes the officers that do not have an active	If no report at 12 months appears in red		

Clubs Cancelled Previous Fiscal Year – Clubs Cancelled within last 12 months may be reinstated

Club Number	Club Name	Charter Date	Current Status*	Cancellation Date
36468	RIBEIRAO PRETO IPIRANGA	01/22/1979	Cancelled(6*)	07/29/2023

Current Total Clubs Count	YTD New Clubs Count	YTD Cancelled Clubs Count	YTD Net Club Gain	Current Total Members Count	YTD Add	YTD Drop	YTD Net Growth	YTD Net Growth %	Member Count 12 Months Ago	Average Member Count Per Club	% of Clubs with less than 20 members	% No MMR in 3 Months	% No Officer Report in 12 Months	% of Clubs with balance 90+ days	Number of Clubs in Status Quo	% Status Quo Clubs in Financial Suspension	Number of Cancelled Clubs	Average Cancelled Club Age	Members Lost Due to Cancellation	% of Clubs Cancelled for Non-Financial Reasons
60	1	0	1	1,328	126	180	-54	-3.91%	1,382	22	55%	23%	5%	2%	0	0%	0	0	0	0%

* - P - Priority Club. Cancellation Reasons: 1-Objectives/conduct, 2-Non-active club, 5-Non-existing club, 6-Disbanding, 7-Merger, 8-Financial Suspension, 9-District/Multiple District Dues.

** - Abbreviation: P-President, S-Secretary, T-Treasurer, M-Member Chairperson, VP-First Vice President, MC-Communications Chairperson, SC-Service Chairperson

*** - Abbreviation: N/R - Never reported using the Lions Clubs website, N/A - Not applicable, No password registered for the Lions Clubs website.

**** - Abbreviation: N - New, IP - Immediate Past, R - Repeat.



Club Health Assessment for District LC 8 through June 2025

			Status	Membership							Reports					Finance		LCIF
Club Number	Club Name	Charter Date		Current Member Count	YTD Members Added	YTD Members Dropped	YTD Net Growth	YTD Net Growth%	Member Count 12 Months Ago	Avg. length of service for dropped members	Months Since Last MMR ***	Yrs. Since Last Officer Report	President Rotation	Vice President Reported ****	Months Since Last Activity Report ***	Account Balance	Donations for current Fiscal Year	
			Number of times on status quo within last two years	If below 15 members appears				If net loss is greater than 20% appears			If no report in 3 months appears in	When more than one year appears in	Number of repeat terms	Notes the officers that do not have an active	If no report at 12 months appears in red			
Clubs less than two years old																		
171754	Adamantina Cidade Joia	06/17/2024	Active	14	6	17	-11	-44.00%	25	1	0		2	P,S,T,M,VP SC	0	90+ Days	\$300.00	
176691	Alcinopolis	08/12/2024	Active(1)	23	35	12	23	100.00%	0	0	0			P,S,T,M,VP SC	6			
180268	Bauru Causa Animal	01/09/2025	Active	30	30	0	30	100.00%	0		0			P,S,T,M,VP SC	0			
182436	Costa Rica Sucuriú	05/28/2025	Newly Chartered	20	23	3	20	100.00%	0	0	0			P,S,T,M,VP SC	0			
179615	Ilha Solteira TEA	11/27/2024	Active	26	26	0	26	100.00%	0		0			P,S,T,M,VP SC	1			
181929	Macatuba TEA	04/18/2025	Newly Chartered	23	23	0	23	100.00%	0		0			P,S,T,M,VP SC	1			
178708	Marília Direitos Humanos, Diversidade e Inclusao.	09/27/2024	Active	21	34	13	21	100.00%	0	0	0			P,S,T,M,VP SC	0			
179791	Paraíso das Águas	11/27/2024	Active(1)	22	22	0	22	100.00%	0		3			P,S,T,M,VP SC	0			
182918	Promissão I	06/23/2025	Newly Chartered	20	20	0	20	100.00%	0		0			P,S,T,M,VP SC	N/R			
178016	Três Lagoas Autismo	09/16/2024	Active	27	27	0	27	100.00%	0		1			P,S,T,M,VP SC	2			
183074	Universitário UNIMAR	06/24/2025	Newly Chartered	25	25	0	25	100.00%	0		0			P,S,T,M,VP SC	N/R			
Clubs more than two years old																		
17358	AGUDOS	03/19/1964	Active	24	2	0	2	9.09%	22		0			P,S,T,M,VP SC	1		\$100.00	
Exc Award (06/30/2018, 06/30/2019, 06/30/20)																		
123484	Agudos Acucena da Serra	10/28/2014	Active(1)	15	18	25	-7	-31.82%	22	7	0		None	P,S,T,M,VP SC	0		\$397.54	
Exc Award (06/30/2016, 06/30/2017, 06/30/20)																		
57107	ANDRADINA SUL	06/22/1995	Active	27	2	0	2	8.00%	25		0			P,S,T,M,VP SC	0		\$50.00	
Exc Award (06/30/2017, 06/30/2023, 06/30/20)																		
17361	ARACATUBA	05/09/1959	Active	35	3	8	-5	-12.50%	40	3	0			P,S,T,M,VP SC	1		\$200.00	
Exc Award (06/30/2017, 06/30/2018, 06/30/20)																		
61364	BASTOS SOLIDARIEDADE	12/21/1998	Active	32	1	8	-7	-17.95%	39	12	1		2	P,S,T,M,VP SC	0		\$250.00	
Exc Award (06/30/2016, 06/30/2017, 06/30/20)																		
143281	BAURU AUTISMO	10/21/2020	Active	40	12	10	2	5.26%	38	2	0			P,S,T,M,VP SC	1		\$250.00	
Exc Award (06/30/2023)																		




Club Health Assessment for District LC 8 through June 2025

			Status	Membership							Reports					Finance		LCIF
Club Number	Club Name	Charter Date		Current Member Count	YTD Members Added	YTD Members Dropped	YTD Net Growth	YTD Net Growth%	Member Count 12 Months Ago	Avg. length of service for dropped members	Months Since Last MMR ***	Yrs. Since Last Officer Report	President Rotation	Vice President Reported ****	Months Since Last Activity Report ***	Account Balance	Donations for current Fiscal Year	
			Number of times on status quo within last two years	If below 15 members appears				If net loss is greater than 20% appears			If no report in 3 months appears in	When more than one year appears in	Number of repeat terms	Notes the officers that do not have an active	If no report at 12 months appears in red			
55808	BAURU BELA VISTA	06/08/1994	Active	64	14	16	-2	-3.03%	66	5	0			P,S,T,M,VP SC	0		\$3,700.00	
	Exc Award (06/30/2016, 06/30/2017, 06/30/2018)																	
17362	BAURU CENTRO	04/29/1956	Active(1)	20	1	17	-16	-44.44%	36	11	0			P,S,T,M,VP SC	1			
	Exc Award (06/30/2017, 06/30/2020, 06/30/2021)																	
148519	Bauru Diabetes	11/19/2021	Active	10	2	13	-11	-52.38%	21	2	0			P,S,T,M,VP SC	0			
	Exc Award (06/30/2023)																	
51357	BAURU ESTORIL	02/25/1991	Active	32	7	2	5	18.52%	27	7	0		2	P,S,T,M,VP SC	1		\$2,535.83	
	Exc Award (06/30/2016, 06/30/2017, 06/30/2018)																	
60136	BAURU FALCAO	12/03/1997	Active(2)	12	0	1	-1	-7.69%	13	1	0			P,S,T,M,VP SC	0		\$100.00	
	Exc Award (06/30/2016, 06/30/2017, 06/30/2018)																	
17364	BAURU NORTE	10/12/1966	Active	27	8	6	2	8.00%	25	2	0			P,S,T,M,VP SC	0			
	Exc Award (06/30/2016, 06/30/2017, 06/30/2018)																	
154658	Bauru Qualidade de Vida	06/20/2023	Active	12	2	6	-4	-25.00%	16	1	0		3	P,S,T,M,VP SC	0			
17363	BAURU SUL	04/16/1970	Active	34	2	2	0	0.00%	34	7	1			P,S,T,M,VP SC	1		\$1,155.29	
	Exc Award (06/30/2016, 06/30/2017, 06/30/2018)																	
17365	BIRIGUI	09/14/1965	Active(1)	11	1	0	1	10.00%	10		7		5	P,S,T,M,VP SC	1			
	Exc Award (06/30/2016, 06/30/2017)																	
135314	Cafelândia Renascer	06/21/2018	Active	32	3	2	1	3.23%	31	2	0			P,S,T,M,VP SC	1		\$50.00	
	Exc Award (06/30/2020)																	
53362	CASSILANDIA VALE DO APORE	06/18/1992	Active	24	2	5	-3	-11.11%	27	8	1			P,S,T,M,VP SC	0		\$250.00	
	Exc Award (06/30/2018, 06/30/2019, 06/30/2020)																	
141877	Chapadao Do Sul	06/22/2020	Active	57	12	15	-3	-5.00%	60	2	0			P,S,T,M,VP SC	1		\$1,352.55	
	Exc Award (06/30/2023, 06/30/2024)																	
17372	DRACENA	05/21/1961	Active	60	13	7	6	11.11%	54	6	1			P,S,T,M,VP SC	0		\$150.00	
	Exc Award (06/30/2017, 06/30/2018, 06/30/2019)																	
60137	DRACENA CINQUENTENARIO	12/08/1997	Active	53	13	8	5	10.42%	48	2	0			P,S,T,M,VP SC	0		\$404.76	
	Exc Award (06/30/2016, 06/30/2017, 06/30/2018)																	
41028	DUARTINA	03/24/1982	Cancelled(6*)	0	0	13	-13	-100.00%	13	18	6		None	P,S,T,M,VP SC	7			
	Exc Award (06/30/2018)																	




Club Health Assessment for District LC 8 through June 2025

			Status	Membership							Reports					Finance	LCIF
Club Number	Club Name	Charter Date		Current Member Count	YTD Members Added	YTD Members Dropped	YTD Net Growth	YTD Net Growth%	Member Count 12 Months Ago	Avg. length of service for dropped members	Months Since Last MMR ***	Yrs. Since Last Officer Report	President Rotation	Vice President Reported ****	Months Since Last Activity Report ***	Account Balance	Donations for current Fiscal Year
			Number of times on status quo within last two years	If below 15 members appears				If net loss is greater than 20% appears			If no report in 3 months appears in	When more than one year appears in	Number of repeat terms	Notes the officers that do not have an active	If no report at 12 months appears in red		
63863	FLORIDA PAULISTA AMIZADE	12/18/2000	Active	55	3	0	3	5.77%	52		1			P,S,T,M,VP SC	0		\$50.00
	Exc Award (06/30/2016, 06/30/2017, 06/30/2018)																
17373	GARÇA	12/18/1960	Active	68	15	13	2	3.03%	66	8	0			P,S,T,M,VP SC	0		\$580.00
	Exc Award (06/30/2017, 06/30/2018, 06/30/2019)																
61176	GUARACAI	10/08/1998	Active	14	0	0	0	0.00%	14		11			P,S,T,M,VP SC	0		
	Exc Award (06/30/2016, 06/30/2017, 06/30/2018)																
17374	GUARARAPES	03/08/1964	Active	30	5	0	5	20.00%	25		0			P,S,T,M,VP SC	0		
	Exc Award (06/30/2017, 06/30/2018, 06/30/2019)																
17375	HERCULANDIA	09/19/1964	Active	27	8	2	6	28.57%	21	37	7			P,S,T,M,VP SC	1		
	Exc Award (06/30/2017, 06/30/2018, 06/30/2019)																
47558	IACRI	06/26/1987	Active(1)	1	1	11	-10	-90.91%	11	5	0		None	P,S,T,M,VP SC	3		
	Exc Award (06/30/2017, 06/30/2018)																
17376	ILHA SOLTEIRA	05/23/1973	Active	45	8	6	2	4.65%	43	5	0			P,S,T,M,VP SC	0		\$50.00
	Exc Award (06/30/2016, 06/30/2017, 06/30/2018)																
105148	IRAPURU CACULA	01/04/2009	Active	35	5	3	2	6.06%	33	3	0		2	P,S,T,M,VP SC	0		
	Exc Award (06/30/2017, 06/30/2018, 06/30/2019)																
58303	JUNQUEIROPOLIS CIDADE VERDE	05/21/1996	Active	64	7	2	5	8.47%	59	13	0			P,S,T,M,VP SC	0		\$620.00
	Exc Award (06/30/2016, 06/30/2017, 06/30/2018)																
17379	LENCOIS PAULISTA	06/29/1973	Active	47	3	1	2	4.44%	45	24	0			P,S,T,M,VP SC	0		\$12.95
	Exc Award (06/30/2016, 06/30/2017, 06/30/2018)																
17380	LINS	05/10/1959	Active	14	3	0	3	27.27%	11		2			P,S,T,M,VP SC	2		
	Exc Award (06/30/2017, 06/30/2018)																
17382	LUCELIA	05/08/1965	Active	52	8	2	6	13.04%	46	10	1			P,S,T,M,VP SC	0		
	Exc Award (06/30/2018, 06/30/2023, 06/30/2024)																
41513	MACATUBA	06/08/1982	Active	54	5	0	5	10.20%	49		0			P,S,T,M,VP SC	0		
	Exc Award (06/30/2016, 06/30/2017, 06/30/2018)																
17383	MARILIA	06/15/1958	Active	14	6	3	3	27.27%	11	5	0		8	P,S,T,M,VP SC	0	90+ Days	\$140.06
	Exc Award (06/30/2018, 06/30/2020)																
64294	MARILIA - TERCEIRO MILENIO	05/14/2001	Active	33	12	7	5	17.86%	28	2	0		None	P,S,T,M,VP SC	0		\$1,300.00




Club Health Assessment for District LC 8 through June 2025

			Status	Membership							Reports					Finance		LCIF
Club Number	Club Name	Charter Date		Current Member Count	YTD Members Added	YTD Members Dropped	YTD Net Growth	YTD Net Growth%	Member Count 12 Months Ago	Avg. length of service for dropped members	Months Since Last MMR ***	Yrs. Since Last Officer Report	President Rotation	Vice President Reported ****	Months Since Last Activity Report ***	Account Balance	Donations for current Fiscal Year	
			Number of times on status quo within last two years	If below 15 members appears				If net loss is greater than 20% appears			If no report in 3 months appears in	When more than one year appears in	Number of repeat terms	Notes the officers that do not have an active	If no report at 12 months appears in red			
	Exc Award (06/30/2017, 06/30/2018, 06/30/2020)																	
138689	Marília Agroecológico	06/20/2019	Active	15	10	14	-4	-21.05%	19	6	0		4	P,S,T,M,VP SC	1			
	Exc Award (06/30/2020)																	
100943	MARILIA AUGUSTIN SOLIVA	02/26/2008	Active	25	7	5	2	8.70%	23	1	0		4	P,S,T,M,VP SC	0		\$50.00	
	Exc Award (06/30/2016, 06/30/2017, 06/30/2020)																	
146807	Marília Literário Osório Alves de Castro	06/21/2021	Active	17	12	2	10	142.86%	7	3	0		4	P,S,T,M,VP SC	0		\$347.00	
	Exc Award (06/30/2023)																	
117216	MARILIA NOVA GERACAO	06/18/2012	Active	19	5	16	-11	-36.67%	30	4	0			P,S,T,M,VP SC	0		\$150.00	
	Exc Award (06/30/2017, 06/30/2018, 06/30/2020)																	
17384	MIRANDOPOLIS	06/26/1964	Active	24	2	6	-4	-14.29%	28	3	0		3	P,S,T,M,VP SC	1			
	Exc Award (06/30/2017, 06/30/2018, 06/30/2020)																	
17385	MURUTINGA DO SUL	06/26/1964	Active	10	3	1	2	25.00%	8	2	1		5	P,S,T,M,VP SC	0		\$100.00	
	Exc Award (06/30/2017, 06/30/2023)																	
17386	OSVALDO CRUZ	09/18/1964	Active	54	6	1	5	10.20%	49	2	1		2	P,S,T,M,VP SC	0		\$170.00	
	Exc Award (06/30/2016, 06/30/2018, 06/30/2020)																	
108604	OURO VERDE CIDADE OURO	06/16/2010	Active	31	5	3	2	6.90%	29	7	0			P,S,T,M,VP SC	0			
	Exc Award (06/30/2019, 06/30/2023, 06/30/2020)																	
75908	PACAEMBU PARAISO	06/23/2003	Active	54	8	6	2	3.85%	52	7	0			P,S,T,M,VP SC	0		\$50.00	
	Exc Award (06/30/2016, 06/30/2017, 06/30/2020)																	
17389	PARANAIBA	09/17/1961	Active	33	4	2	2	6.45%	31	2	0			P,S,T,M,VP SC	0			
	Exc Award (06/30/2017, 06/30/2018, 06/30/2020)																	
17390	PEDERNEIRAS	09/13/1967	Active	53	6	4	2	3.92%	51	10	0			P,S,T,M,VP SC	0			
	Exc Award (06/30/2018, 06/30/2019, 06/30/2020)																	
17391	PENAPOLIS	11/14/1965	Active	39	0	2	-2	-4.88%	41	17	0		2	P,S,T,M,VP SC	0			
	Exc Award (06/30/2016, 06/30/2017, 06/30/2020)																	
17393	PIRAJUI	05/05/1970	Active	10	0	1	-1	-9.09%	11	16	6		2	P,S,T,M,VP SC	0			
	Exc Award (06/30/2016, 06/30/2017, 06/30/2020)																	
17402	TRES LAGOAS	11/08/1955	Active	17	1	3	-2	-10.53%	19	1	1			P,S,T,M,VP SC	0		\$50.00	
	Exc Award (06/30/2017, 06/30/2018, 06/30/2020)																	



Club Health Assessment for District LC 8 through June 2025

			Status	Membership							Reports				Finance	LCIF	
Club Number	Club Name	Charter Date		Current Member Count	YTD Members Added	YTD Members Dropped	YTD Net Growth	YTD Net Growth%	Member Count 12 Months Ago	Avg. length of service for dropped members	Months Since Last MMR ***	Yrs. Since Last Officer Report	President Rotation	Vice President Reported ****	Months Since Last Activity Report ***	Account Balance	Donations for current Fiscal Year
			Number of times on status quo within last two years	If below 15 members appears				If net loss is greater than 20% appears			If no report in 3 months appears in	When more than one year appears in	Number of repeat terms	Notes the officers that do not have an active	If no report at 12 months appears in red		
17400	TUPA	06/02/1962	Active	82	13	7	6	7.89%	76	2	0			P,S,T,M,VP SC	0		\$80.00
	Exc Award (06/30/2016, 06/30/2017, 06/30/2018)																
49106	TUPA CURUMIM DE	12/16/1988	Active	45	0	2	-2	-4.26%	47	11	0			P,S,T,M,VP SC	0		\$231.40
	Exc Award (06/30/2017, 06/30/2018, 06/30/2019)																
17401	TUPI PAULISTA	10/16/1960	Active	86	8	3	5	6.17%	81	41	2			P,S,T,M,VP SC	0		\$1,170.47
	Exc Award (06/30/2016, 06/30/2017, 06/30/2018)																
50285	VALPARAISO	03/16/1990	Active	57	11	6	5	9.62%	52	8	0			P,S,T,M,VP SC	0		\$1,000.00
	Exc Award (06/30/2017, 06/30/2018, 06/30/2019)																
17403	VERA CRUZ PAULISTA	10/25/1968	Active	18	2	1	1	5.88%	17	17	3			P,S,T,M,VP SC	0		\$50.00
	Exc Award (06/30/2017)																

Clubs Cancelled Previous Fiscal Year – Clubs Cancelled within last 12 months may be reinstated

Club Number	Club Name	Charter Date	Current Status*	Cancellation Date
140353	Cassilândia Leões do Cerrado - Visão e Ação	12/02/2019	Cancelled(8*)	12/29/2023
50704	PROMISSAO	06/15/1990	Cancelled(8*)	09/29/2023

Current Total Clubs Count	YTD New Clubs Count	YTD Cancelled Clubs Count	YTD Net Club Gain	Current Total Members Count	YTD Add	YTD Drop	YTD Net Growth	YTD Net Growth %	Member Count 12 Months Ago	Average Member Count Per Club	% of Clubs with less than 20 members	% No MMR in 3 Months	% No Officer Report in 12 Months	% of Clubs with balance 90+ days	Number of Clubs in Status Quo	% Status Quo Clubs in Financial Suspension	Number of Cancelled Clubs	Average Cancelled Club Age	Members Lost Due to Cancellation	% of Clubs Cancelled for Non-Financial Reasons
65	10	1	9	2,114	581	344	237	12.63%	1,877	33	26%	9%	0%	3%	0	0%	1	81	13	-100%

* - P - Priority Club. Cancellation Reasons: 1-Objectives/conduct, 2-Non-active club, 5-Non-existing club, 6-Disbanding, 7-Merger, 8-Financial Suspension, 9-District/Multiple District Dues.

** - Abbreviation: P-President, S-Secretary, T-Treasurer, M-Member Chairperson, VP-First Vice President, MC-Communications Chairperson, SC-Service Chairperson

*** - Abbreviation: N/R - Never reported using the Lions Clubs website, N/A - Not applicable, No password registered for the Lions Clubs website.

**** - Abbreviation: N - New, IP - Immediate Past, R - Repeat.



Club Health Assessment for District LC 11 through June 2025

			Status	Membership							Reports					Finance		LCIF
Club Number	Club Name	Charter Date		Current Member Count	YTD Members Added	YTD Members Dropped	YTD Net Growth	YTD Net Growth%	Member Count 12 Months Ago	Avg. length of service for dropped members	Months Since Last MMR ***	Yrs. Since Last Officer Report	President Rotation	Vice President Reported ****	Months Since Last Activity Report ***	Account Balance	Donations for current Fiscal Year	
			Number of times on status quo within last two years	If below 15 members appears				If net loss is greater than 20% appears			If no report in 3 months appears in	When more than one year appears in	Number of repeat terms	Notes the officers that do not have appears in an active	If no report at 12 months red			
Clubs less than two years old																		
179728	Campos-Guarus/RJ	11/22/2024	Active	25	26	1	25	100.00%	0	0	2			P,S,T,M,VP SC	0	90+ Days		
Clubs more than two years old																		
36324	ARACRUZ	12/13/1978	Active	77	1	4	-3	-3.75%	80	14	0			P,S,T,M,VP SC	0		\$1,000.00	
Exc Award (06/30/2016, 06/30/2018, 06/30/20																		
16496	ARARUAMA	12/09/1966	Active	16	1	2	-1	-5.88%	17	32	0			P,S,T,M,VP SC	24		\$1,000.00	
Exc Award (06/30/2021)																		
34847	BARRA DE SAO FRANCISCO	12/19/1977	Active(1)	13	1	6	-5	-27.78%	18	0	6		5	P,S,T,M,VP SC	24+			
47353	BOM JARDIM	05/22/1987	Active	6	0	6	-6	-50.00%	12	23	0		2	P,S,T,M,VP SC	2			
Exc Award (06/30/2019)																		
16501	CABO FRIO	04/20/1967	Active	21	1	0	1	5.00%	20		7		2	P,S,T,M,VP SC	3			
137351	Cachoeiro de Itapemirim Águas de Março	02/01/2019	Active	4	3	9	-6	-60.00%	10	6	4		2	P,S,T,M,VP SC	15			
99767	CACHOEIRO DE ITAPEMIRIM R BRAGA	06/28/2007	Active	32	9	7	2	6.67%	30	2	0			P,S,T,M,VP SC	0			
Exc Award (06/30/2023)																		
16502	CACHOEIRO ITAPEMIRIM	04/24/1965	Active	26	3	4	-1	-3.70%	27	16	0			P,S,T,M,VP SC	0			
Exc Award (06/30/2018)																		
36133	CACHOEIRO ITAPEMIRIM FRADE FRE	10/18/1978	Active	39	4	1	3	8.33%	36	47	0			P,S,T,M,VP SC	0			
Exc Award (06/30/2018)																		
16504	CAMPOS	08/06/1957	Active	21	5	5	0	0.00%	21	4	5			P,S,T,M,VP SC	0			
16503	CAMPOS PLANICIE	12/27/1971	Active	19	1	0	1	5.56%	18		3		2	P,S,T,M,VP SC	0			
Exc Award (06/30/2023)																		
40432	CAMPOS TAMANDARE	10/23/1981	Active	57	44	11	33	137.50%	24	3	0			P,S,T,M,VP SC	1			
Exc Award (06/30/2021, 06/30/2023)																		
50925	CARDOSO MOREIRA	09/05/1990	Active	15	0	4	-4	-21.05%	19	15	2			P,S,T,M,VP SC	1		\$37.68	
36383	CASIMIRO DE ABREU	12/26/1978	Active	27	3	3	0	0.00%	27	19	0		2	P,S,T,M,VP SC	0		\$1,000.00	
Exc Award (06/30/2023)																		
16505	COLATINA CENTRO	06/26/1965	Active	67	7	1	6	9.84%	61	4	0			P,S,T,M,VP SC	0		\$3,000.00	



Club Health Assessment for District LC 11 through June 2025

			Status	Membership							Reports					Finance		LCIF
Club Number	Club Name	Charter Date		Current Member Count	YTD Members Added	YTD Members Dropped	YTD Net Growth	YTD Net Growth%	Member Count 12 Months Ago	Avg. length of service for dropped members	Months Since Last MMR ***	Yrs. Since Last Officer Report	President Rotation	Vice President Reported ****	Months Since Last Activity Report ***	Account Balance	Donations for current Fiscal Year	
			Number of times on status quo within last two years	If below 15 members appears				If net loss is greater than 20% appears			If no report in 3 months appears in	When more than one year appears in	Number of repeat terms	Notes the officers that do not have an active	If no report at 12 months appears in red			
Exc Award (06/30/2018, 06/30/2019, 06/30/2020)																		
107943	COLATINA RIO DOCE	03/29/2010	Active	30	3	1	2	7.14%	28	1	0			P,S,T,M,VP SC	0			
105999	CORDEIRO	06/25/2009	Cancelled(6*)	0	0	1	-1	-100.00%	1	1	11	1	None	P,S,T,M,VP SC	24+			
16510	GUACUI	09/10/1966	Active	62	5	7	-2	-3.13%	64	7	0			P,S,T,M,VP SC	0			
Exc Award (06/30/2016, 06/30/2022, 06/30/2020)																		
16511	GUARAPARI	08/08/1964	Active	22	0	3	-3	-12.00%	25	8	0		2	P,S,T,M,VP SC	1			
Exc Award (06/30/2017, 06/30/2021)																		
16512	ITAPERUNA	06/18/1960	Active	62	0	7	-7	-10.14%	69	2	1		2	P,S,T,M,VP SC	0		\$1,440.54	
Exc Award (06/30/2020, 06/30/2023)																		
57915	Leste Fluminense Cibernético PDG Roberto Bussinger	02/27/1996	Cancelled(6*)	0	0	0	0	0.00%	0		2		None	P,S,T,M,VP SC	20			
Exc Award (06/30/2023)																		
16515	LINHARES	03/24/1965	Active	22	0	3	-3	-12.00%	25	11	2			P,S,T,M,VP SC	0		\$1,000.01	
Exc Award (06/30/2023)																		
16516	MACAE	04/21/1961	Active	14	1	4	-3	-17.65%	17	15	3		2	P,S,T,M,VP SC	14			
34186	MACAE IMBETIBA	06/17/1977	Active	14	0	6	-6	-30.00%	20	6	1		4	P,S,T,M,VP SC	2			
58072	MANTENOPOLIS	04/02/1996	Active(4)	35	12	3	9	34.62%	26	8	0			P,S,T,M,VP SC	24			
32491	MIRACEMA	06/28/1976	Active(1)	16	1	6	-5	-23.81%	21	7	8			P,S,T,M,VP SC	2			
16523	NITEROI FONSECA	08/30/1968	Active	16	0	3	-3	-15.79%	19	13	1		2	P,S,T,M,VP SC	0		\$4,290.50	
Exc Award (06/30/2018, 06/30/2019, 06/30/2020)																		
16521	NOVA FRIBURGO	08/23/1956	Active	14	2	3	-1	-6.67%	15	10	1			P,S,T,M,VP SC	0		\$1,000.00	
47619	NOVA FRIBURGO CONS PAULINO	06/27/1987	Active	4	0	2	-2	-33.33%	6	19	0			P,S,T,M,VP SC	20			
Exc Award (06/30/2023)																		
32417	NOVA VENECIA	06/16/1976	Active	54	11	5	6	12.50%	48	14	0			P,S,T,M,VP SC	0			
45507	PINHEIROS	11/12/1985	Active	51	9	8	1	2.00%	50	13	0		2	P,S,T,M,VP SC	0		\$3,100.00	
Exc Award (06/30/2016, 06/30/2018, 06/30/2020)																		
31035	PORCIUNCULA	06/30/1975	Active	71	8	10	-2	-2.74%	73	6	1			P,S,T,M,VP SC	0		\$1,000.00	
Exc Award (06/30/2019, 06/30/2022, 06/30/2020)																		



Club Health Assessment for District LC 11 through June 2025

			Status	Membership							Reports					Finance		LCIF
Club Number	Club Name	Charter Date		Current Member Count	YTD Members Added	YTD Members Dropped	YTD Net Growth	YTD Net Growth%	Member Count 12 Months Ago	Avg. length of service for dropped members	Months Since Last MMR ***	Yrs. Since Last Officer Report	President Rotation	Vice President Reported ****	Months Since Last Activity Report ***	Account Balance	Donations for current Fiscal Year	
			Number of times on status quo within last two years	If below 15 members appears				If net loss is greater than 20% appears			If no report in 3 months appears in	When more than one year appears in	Number of repeat terms	Notes the officers that do not have an active	If no report at 12 months appears in red			
135007	Rio Bananal Centenário	05/31/2018	Active(2)	3	0	0	0	0.00%	3		35		2	P,S,T,M,VP SC	24+			
99493	RIO DAS OSTRAS COSTA AZUL	06/29/2007	Active(1)	12	11	1	10	500.00%	2	16	0			P,S,T,M,VP SC	0			
34848	SANTA TERESA COLIBRI	12/15/1977	Active	33	10	10	0	0.00%	33	10	0		2	P,S,T,M,VP SC	4		\$1,020.00	
	Exc Award (06/30/2022, 06/30/2023)																	
30514	SANTO ANTONIO DE PADUA	04/08/1975	Active	10	0	1	-1	-9.09%	11	18	11			P,S,T,M,VP SC	15			
30728	SAO GABRIEL DA PALHA	05/13/1975	Active	50	15	15	0	0.00%	50	4	0			P,S,T,M,VP SC	0		\$2,000.00	
	Exc Award (06/30/2022, 06/30/2023)																	
127888	São Mateus Centro	06/14/2016	Active	20	1	9	-8	-28.57%	28	6	0		2	P,S,T,M,VP SC	0			
	Exc Award (06/30/2018, 06/30/2023)																	
39170	SAO PEDRO DA ALDEIA	12/02/1980	Active	9	0	0	0	0.00%	9		13			P,S,T,M,VP SC	15			
	Exc Award (06/30/2023)																	
32942	SAQUAREMA	11/11/1976	Active	18	0	2	-2	-10.00%	20	5	6		2	P,S,T,M,VP SC	7		\$56.00	
	Exc Award (06/30/2023)																	
34018	SERRA	06/07/1977	Active(3)	5	0	2	-2	-28.57%	7	35	4			P,S,T,M,VP SC	19			
35367	VILA VELHA GLORIA	04/21/1978	Active	43	12	3	9	26.47%	34	1	0		2	P,S,T,M,VP SC	0		\$1,000.00	
	Exc Award (06/30/2017, 06/30/2018, 06/30/20																	

Clubs Cancelled Previous Fiscal Year – Clubs Cancelled within last 12 months may be reinstated

Club Number	Club Name	Charter Date	Current Status*	Cancellation Date
129839	Itaperuna Centenario	01/26/2017	Cancelled(6*)	06/29/2024

Current Total Clubs Count	YTD New Clubs Count	YTD Cancelled Clubs Count	YTD Net Club Gain	Current Total Members Count	YTD Add	YTD Drop	YTD Net Growth	YTD Net Growth %	Member Count 12 Months Ago	Average Member Count Per Club	% of Clubs with less than 20 members	% No MMR in 3 Months	% No Officer Report in 12 Months	% of Clubs with balance 90+ days	Number of Clubs in Status Quo	% Status Quo Clubs in Financial Suspension	Number of Cancelled Clubs	Average Cancelled Club Age	Members Lost Due to Cancellation	% of Clubs Cancelled for Non-Financial Reasons
41	1	2	-1	1,155	210	179	31	2.76%	1,124	28	44%	29%	0%	2%	0	0%	2	25	1	100%



Club Health Assessment for District LC 11 through June 2025

			Status	Membership							Reports					Finance	LCIF
Club Number	Club Name	Charter Date		Current Member Count	YTD Members Added	YTD Members Dropped	YTD Net Growth	YTD Net Growth%	Member Count 12 Months Ago	Avg. length of service for dropped members	Months Since Last MMR ***	Yrs. Since Last Officer Report	President Rotation	Vice President Reported ****	Months Since Last Activity Report ***	Account Balance	Donations for current Fiscal Year
			Number of times on status quo within last two years	If below 15 members appears				If net loss is greater than 20% appears			If no report in 3 months appears in	When more than one year appears in	Number of repeat terms	Notes the officers that do not have an active	If no report at 12 months appears in red		

* - P - Priority Club. Cancellation Reasons: 1-Objectives/conduct, 2-Non-active club, 5-Non-existing club, 6-Disbanding, 7-Merger, 8-Financial Suspension, 9-District/Multiple District Dues.
** - Abbreviation: P-President, S-Secretary, T-Treasurer, M-Member Chairperson, VP-First Vice President, MC-Communications Chairperson, SC-Service Chairperson
*** - Abbreviation: N/R - Never reported using the Lions Clubs website, N/A - Not applicable, No password registered for the Lions Clubs website.
**** - Abbreviation: N - New, IP - Immediate Past, R - Repeat.




Club Health Assessment for District LC 12 through June 2025

			Status	Membership							Reports					Finance		LCIF
Club Number	Club Name	Charter Date		Current Member Count	YTD Members Added	YTD Members Dropped	YTD Net Growth	YTD Net Growth%	Member Count 12 Months Ago	Avg. length of service for dropped members	Months Since Last MMR ***	Yrs. Since Last Officer Report	President Rotation	Vice President Reported ****	Months Since Last Activity Report ***	Account Balance	Donations for current Fiscal Year	
			Number of times on status quo within last two years	If below 15 members appears					If net loss is greater than 20% appears			If no report in 3 months appears in	When more than one year appears in	Number of repeat terms	Notes the officers that do not have an active red	If no report at 12 months appears in red		
Clubs less than two years old																		
156069	Itapecerica - Sementes do Amanhã	01/19/2024	Cancelled(8*)	0	0	8	-8	-100.00%	8	4	11		None	P,S,T,M,VP SC	12	90+ Days		
Clubs more than two years old																		
17309	ACESITA	05/01/1963	Active	36	6	5	1	2.86%	35	23	0		2	P,S,T,M,VP SC	2			
Exc Award (06/30/2018)																		
17301	AIMORES	09/05/1965	Active	41	1	3	-2	-4.65%	43	13	0			P,S,T,M,VP SC	0			
Exc Award (06/30/2017, 06/30/2019, 06/30/20																		
17302	ALEM PARAIBA	09/25/1966	Active	37	14	3	11	42.31%	26	9	0			P,S,T,M,VP SC	1			
Exc Award (06/30/2023)																		
37125	BAMBUI	05/21/1979	Active	29	4	2	2	7.41%	27	6	1			P,S,T,M,VP SC	1			
17409	BOA ESPERANCA	09/29/1968	Active	19	0	2	-2	-9.52%	21	5	1			P,S,T,M,VP SC	2			
56143	BOM SUCESSO	10/11/1994	Active	6	0	1	-1	-14.29%	7	1	7		2	P,S,T,M,VP SC	7			
17421	CARANDAI	10/23/1966	Active	12	0	1	-1	-7.69%	13	49	2		2	P,S,T,M,VP SC	2			
17307	CARATINGA	09/03/1960	Active	38	9	8	1	2.70%	37	25	0			P,S,T,M,VP SC	0			
30778	CARATINGA ITAUNA	05/12/1975	Active	43	2	2	0	0.00%	43	19	0			P,S,T,M,VP SC	0		\$1,000.00	
Exc Award (06/30/2018)																		
17306	CATAGUASES	08/07/1966	Active	29	5	4	1	3.57%	28	4	0			P,S,T,M,VP SC	0		\$999.97	
17422	CAXAMBU	04/27/1968	Active	10	0	0	0	0.00%	10		9			P,S,T,M,VP SC	10			
150407	Cláudio - CL Omar Camargo Bessa	04/20/2022	Active(2)	9	0	0	0	0.00%	9		13			P,S,T,M,VP SC	2			
41030	CONSELHEIRO PENA	03/11/1982	Active	36	0	5	-5	-12.20%	41	6	6		3	P,S,T,M,VP SC	6			
17310	CORONEL FABRICIANO	05/08/1966	Active	14	0	2	-2	-12.50%	16	11	4		3	P,S,T,M,VP SC	4		\$16.62	
17312	ESPERA FELIZ	04/07/1968	Active	28	4	1	3	12.00%	25	0	0			P,S,T,M,VP SC	0			
17427	FORMIGA	09/26/1965	Active(2)	4	0	0	0	0.00%	4		0		5	P,S,T,M,VP SC	1			
59573	GOV VALADARES FIGUEIRA D R DOC	05/20/1997	Active	13	0	2	-2	-13.33%	15	8	2			P,S,T,M,VP SC	4		\$3,036.51	
Exc Award (06/30/2022)																		



Club Health Assessment for District LC 12 through June 2025

			Status	Membership							Reports					Finance	LCIF
Club Number	Club Name	Charter Date		Current Member Count	YTD Members Added	YTD Members Dropped	YTD Net Growth	YTD Net Growth%	Member Count 12 Months Ago	Avg. length of service for dropped members	Months Since Last MMR ***	Yrs. Since Last Officer Report	President Rotation	Vice President Reported ****	Months Since Last Activity Report ***	Account Balance	Donations for current Fiscal Year
			Number of times on status quo within last two years	If below 15 members appears				If net loss is greater than 20% appears			If no report in 3 months appears in	When more than one year appears in	Number of repeat terms	Notes the officers that do not have an active	If no report at 12 months appears in red		
38643	GOVERNADOR VALADARES ILHA	06/29/1980	Active	16	0	0	0	0.00%	16		0			P,S,T,M,VP SC	0		
17316	GUANHAES	06/15/1965	Active	10	0	0	0	0.00%	10		13			P,S,T,M,VP SC	0		
34287	IPATINGA ARMANDO FAJARDO	06/29/1977	Active(1)	31	8	0	8	34.78%	23		0		2	P,S,T,M,VP SC	0		
58044	IPATINGA BRANCA FAJARDO	03/29/1996	Active	15	0	2	-2	-11.76%	17	15	0			P,S,T,M,VP SC	0		
Exc Award (06/30/2018)																	
135103	Ipatinga Ita Drumond	06/13/2018	Active(1)	6	4	6	-2	-25.00%	8	5	0			P,S,T,M,VP SC	2		
46425	IPATINGA LIBERDADE	06/27/1986	Active	9	0	0	0	0.00%	9		2		2	P,S,T,M,VP SC	0		
Exc Award (06/30/2018)																	
17320	ITABIRA	06/22/1965	Active	18	3	4	-1	-5.26%	19	1	1		2	P,S,T,M,VP SC	2		
17431	ITAJUBA	04/21/1963	Active(1)	7	0	1	-1	-12.50%	8	6	0		2	P,S,T,M,VP SC	6		
123631	Itapeccica Cidade das Rosas	12/10/2014	Active	16	2	3	-1	-5.88%	17	7	0			P,S,T,M,VP SC	6		
17321	JOAO MONLEVADE	05/19/1962	Active	28	2	2	0	0.00%	28	13	0			P,S,T,M,VP SC	1		
Exc Award (06/30/2016, 06/30/2018)																	
32949	JOAO MONLEVADE SOBRAL	11/04/1976	Active	25	1	5	-4	-13.79%	29	5	0			P,S,T,M,VP SC	0		\$200.00
Exc Award (06/30/2020, 06/30/2022, 06/30/2024)																	
17323	JUIZ DE FORA CENTRO	04/10/1959	Active	14	3	3	0	0.00%	14	9	2			P,S,T,M,VP SC	0		
Exc Award (06/30/2024)																	
107084	JUIZ DE FORA LIBERDADE E SERVICIO	01/22/2010	Cancelled(6*)	0	0	9	-9	-100.00%	9	6	8		None	P,S,T,M,VP SC	10		
17324	JUIZ DE FORA MANCHEST	12/02/1970	Active	22	0	4	-4	-15.38%	26	19	0			P,S,T,M,VP SC	0		
Exc Award (06/30/2023)																	
49872	JUIZ DE FORA NOVO HORIZONTE	09/29/1989	Active	28	4	3	1	3.70%	27	3	0			P,S,T,M,VP SC	0		\$1,000.00
17325	JUIZ DE FORA REDENTOR	05/29/1962	Active	16	0	2	-2	-11.11%	18	10	0		2	P,S,T,M,VP SC	1		
Exc Award (06/30/2017, 06/30/2018)																	
17326	LEOPOLDINA	04/10/1960	Active	0	0	3	-3	-100.00%	3	25	0		None	P,S,T,M,VP SC	8		
60075	MANHUACU FLOR DE MANACA	11/04/1997	Active	18	1	0	1	5.88%	17		1		2	P,S,T,M,VP SC	0		\$724.16
29852	MANHUMIRIM	10/08/1974	Active	15	1	2	-1	-6.25%	16	4	0		2	P,S,T,M,VP SC	2		




Club Health Assessment for District LC 12 through June 2025

			Status	Membership							Reports					Finance		LCIF
Club Number	Club Name	Charter Date		Current Member Count	YTD Members Added	YTD Members Dropped	YTD Net Growth	YTD Net Growth%	Member Count 12 Months Ago	Avg. length of service for dropped members	Months Since Last MMR ***	Yrs. Since Last Officer Report	President Rotation	Vice President Reported ****	Months Since Last Activity Report ***	Account Balance	Donations for current Fiscal Year	
			Number of times on status quo within last two years	If below 15 members appears					If net loss is greater than 20% appears			If no report in 3 months appears in	When more than one year appears in	Number of repeat terms	Notes the officers that do not have an active	If no report at 12 months appears in red		
Exc Award (06/30/2023)																		
29495	MIRAI	06/20/1974	Active	23	2	1	1	4.55%	22	3	0			P,S,T,M,VP SC	0		\$20.00	
17331	MURIAE	07/19/1964	Active	20	2	3	-1	-4.76%	21	18	0		2	P,S,T,M,VP SC	8			
17332	MURIAE BARRA	12/21/1968	Active	18	2	1	1	5.88%	17	28	2		3	P,S,T,M,VP SC	0			
102031	MURIAE HELEN KELLER	10/09/2008	Active	44	4	3	1	2.33%	43	3	0			P,S,T,M,VP SC	0		\$80.00	
Exc Award (06/30/2022)																		
17334	NANUQUE	06/15/1969	Active	26	0	1	-1	-3.70%	27	5	0			P,S,T,M,VP SC	11		\$999.40	
33037	NANUQUE SOBRAL	11/30/1976	Active	27	1	0	1	3.85%	26		0		2	P,S,T,M,VP SC	0	90+ Days		
Exc Award (06/30/2022)																		
17440	OLIVEIRA	05/22/1966	Active	5	0	0	0	0.00%	5		14		6	P,S,T,M,VP SC	1			
17442	PARAISOPOLIS	12/02/1961	Active(1)	11	1	2	-1	-8.33%	12	6	0			P,S,T,M,VP SC	1			
Exc Award (06/30/2022, 06/30/2023)																		
17446	POUSO ALEGRE	06/11/1961	Active(1)	13	0	2	-2	-13.33%	15	4	0			P,S,T,M,VP SC	3			
146737	Recreio	06/16/2021	Active(1)	7	0	0	0	0.00%	7		0		2	P,S,T,M,VP SC	5			
143439	Reduto Cibernético Ecológico PDG Thibau	10/29/2020	Active	5	0	3	-3	-37.50%	8	4	5		None	P,S,T,M,VP SC	1			
17341	RIO NOVO	03/17/1972	Active	11	0	0	0	0.00%	11		9			P,S,T,M,VP SC	0			
54815	RIO VERMELHO	08/06/1993	Active(2)	12	12	15	-3	-20.00%	15	3	0		16	P,S,T,M,VP SC	18			
133370	Santo Antônio do Monte Cibernético C Leo Erceu	12/27/2017	Cancelled(8*)	0	0	8	-8	-100.00%	8	4	11		None	P,S,T,M,VP SC	18	90+ Days		
17348	SANTOS DUMONT	08/06/1966	Active	31	3	1	2	6.90%	29	6	0			P,S,T,M,VP SC	0		\$1,700.45	
Exc Award (06/30/2018, 06/30/2020, 06/30/2021)																		
17451	SAO JOAO DEL REI	09/27/1964	Active	23	3	8	-5	-17.86%	28	21	2		3	P,S,T,M,VP SC	0			
17455	TRES PONTAS	11/26/1966	Active	11	0	0	0	0.00%	11		2		2	P,S,T,M,VP SC	0			
Exc Award (06/30/2022)																		
17456	VARGINHA	02/03/1958	Active(2)	13	0	1	-1	-7.14%	14	9	9			P,S,T,M,VP SC	8			
47423	VARGINHA PRINCESA SUL	06/09/1987	Active	9	1	0	1	12.50%	8		2			P,S,T,M,VP SC	8			
17354	VICOSA	10/29/1967	Active	22	6	4	2	10.00%	20	4	0		2	P,S,T,M,VP SC	0			



Club Health Assessment for District LC 12 through June 2025



Club Number	Club Name	Charter Date	Status	Membership						Reports					Finance	LCIF	
				Current Member Count	YTD Members Added	YTD Members Dropped	YTD Net Growth	YTD Net Growth%	Member Count 12 Months Ago	Avg. length of service for dropped members	Months Since Last MMR ***	Yrs. Since Last Officer Report	President Rotation	Vice President Reported ****	Months Since Last Activity Report ***	Account Balance	Donations for current Fiscal Year
			Number of times on status quo within last two years	If below 15 members appears			If net loss is greater than 20% appears				If no report in 3 months appears in	When more than one year appears in	Number of repeat terms	Notes the officers that do not have an active	If no report at 12 months appears in red		
Exc Award (06/30/2020, 06/30/2022)																	

Clubs Cancelled Previous Fiscal Year – Clubs Cancelled within last 12 months may be reinstated

Club Number	Club Name	Charter Date	Current Status*	Cancellation Date
17328	MANTENA	08/27/1967	Cancelled(8*)	02/29/2024
52228	SAO PEDRO DOS FERROS	12/09/1991	Cancelled(8*)	04/29/2024

Current Total Clubs Count	YTD New Clubs Count	YTD Cancelled Clubs Count	YTD Net Club Gain	Current Total Members Count	YTD Add	YTD Drop	YTD Net Growth	YTD Net Growth %	Member Count 12 Months Ago	Average Member Count Per Club	% of Clubs with less than 20 members	% No MMR in 3 Months	% No Officer Report in 12 Months	% of Clubs with balance 90+ days	Number of Clubs in Status Quo	% Status Quo Clubs in Financial Suspension	Number of Cancelled Clubs	Average Cancelled Club Age	Members Lost Due to Cancellation	% of Clubs Cancelled for Non-Financial Reasons
54	0	3	-3	1,029	111	151	-40	-3.74%	1,069	19	59%	19%	0%	2%	0	0%	3	37	25	-33%

* - P - Priority Club. Cancellation Reasons: 1-Objectives/conduct, 2-Non-active club, 5-Non-existing club, 6-Disbanding, 7-Merger, 8-Financial Suspension, 9-District/Multiple District Dues.

** - Abbreviation: P-President, S-Secretary, T-Treasurer, M-Member Chairperson, VP-First Vice President, MC-Communications Chairperson, SC-Service Chairperson

*** - Abbreviation: N/R - Never reported using the Lions Clubs website, N/A - Not applicable, No password registered for the Lions Clubs website.

**** - Abbreviation: N - New, IP - Immediate Past, R - Repeat.



Club Health Assessment for District LD 1 through June 2025

			Status	Membership							Reports					Finance		LCIF
Club Number	Club Name	Charter Date		Current Member Count	YTD Members Added	YTD Members Dropped	YTD Net Growth	YTD Net Growth%	Member Count 12 Months Ago	Avg. length of service for dropped members	Months Since Last MMR ***	Yrs. Since Last Officer Report	President Rotation	Vice President Reported *****	Months Since Last Activity Report ***	Account Balance	Donations for current Fiscal Year	
			Number of times on status quo within last two years	If below 15 members appears				If net loss is greater than 20% appears			If no report in 3 months appears in	When more than one year appears in	Number of repeat terms	Notes the officers that do not have an active	If no report at 12 months red			
Clubs less than two years old																		
182419	Ampère	05/28/2025	Newly Chartered	29	29	0	29	100.00%	0		1			P,S,T,M,VP SC	N/R			
171598	Francisco Beltrao Especial-Autista	06/06/2024	Active(2)	25	8	5	3	13.64%	22	0	6		3	P,S,T,M,VP SC	9			
Clubs more than two years old																		
16702	ASSIS CHATEAUBRIAND	04/12/1970	Active	59	3	0	3	5.36%	56		4			P,S,T,M,VP SC	0		\$1,001.60	
Exc Award (06/30/2017, 06/30/2020, 06/30/20																		
139773	Barracão Mulher	09/25/2019	Active	39	5	6	-1	-2.50%	40	1	1			P,S,T,M,VP SC	2			
Exc Award (06/30/2020, 06/30/2021, 06/30/20																		
127838	Capitao Leonidas Marques	06/09/2016	Active	24	0	3	-3	-11.11%	27	4	0			P,S,T,M,VP SC	4		\$1,008.09	
Exc Award (06/30/2023)																		
36326	CASCABEL	12/07/1978	Active	20	2	1	1	5.26%	19	5	1			P,S,T,M,VP SC	0		\$1,000.00	
Exc Award (06/30/2017, 06/30/2022)																		
115471	CASCABEL SERVIÇOS	11/01/2011	Active	22	11	6	5	29.41%	17	3	0			P,S,T,M,VP SC	10	90+ Days	\$1,001.14	
Exc Award (06/30/2016, 06/30/2017, 06/30/20																		
16706	CASTRO	06/17/1956	Active	14	0	0	0	0.00%	14		12		2	P,S,T,M,VP SC	4			
Exc Award (06/30/2023)																		
16707	CLEVELANDIA	06/15/1964	Active	32	7	5	2	6.67%	30	11	0			P,S,T,M,VP SC	2		\$1,007.04	
Exc Award (06/30/2020, 06/30/2021, 06/30/20																		
151479	Colombo	06/22/2022	Cancelled(8*)	0	0	22	-22	-100.00%	22	3	3		None	P,S,T,M,VP SC	24+	90+ Days		
43888	CORONEL VIVIDA	05/24/1984	Active	39	4	4	0	0.00%	39	5	1		2	P,S,T,M,VP SC	1			
Exc Award (06/30/2017, 06/30/2023)																		
145907	Coronel Vivida Primavera	04/20/2021	Active(2)	18	2	8	-6	-25.00%	24	2	0		None	P,S,T,M,VP SC	19			
16712	CURITIBA BATEL	10/15/1959	Active	101	24	13	11	12.22%	90	3	0		2	P,S,T,M,VP SC	1		\$3,591.32	
Exc Award (06/30/2017, 06/30/2021, 06/30/20																		
16708	CURITIBA BOM RETIRO	11/18/1969	Active	16	0	4	-4	-20.00%	20	14	6			P,S,T,M,VP SC	14			
Exc Award (06/30/2021)																		
39966	CURITIBA C POLITECNICO	05/29/1981	Active	20	0	0	0	0.00%	20		7			P,S,T,M,VP SC	17			
Exc Award (06/30/2023)																		



Club Health Assessment for District LD 1 through June 2025

			Status	Membership							Reports					Finance		LCIF
Club Number	Club Name	Charter Date		Current Member Count	YTD Members Added	YTD Members Dropped	YTD Net Growth	YTD Net Growth%	Member Count 12 Months Ago	Avg. length of service for dropped members	Months Since Last MMR ***	Yrs. Since Last Officer Report	President Rotation	Vice President Reported ****	Months Since Last Activity Report ***	Account Balance	Donations for current Fiscal Year	
			Number of times on status quo within last two years	If below 15 members appears				If net loss is greater than 20% appears			If no report in 3 months appears in	When more than one year appears in	Number of repeat terms	Notes the officers that do not have an active	If no report at 12 months appears in red			
16710	CURITIBA CENTRO	04/23/1953	Active(1)	19	2	15	-13	-40.63%	32	4	0		6	P,S,T,M,VP SC	12			
	Exc Award (06/30/2016, 06/30/2017)																	
59643	CURITIBA JARDIM SOCIAL	06/12/1997	Active	28	1	6	-5	-15.15%	33	3	2			P,S,T,M,VP SC	0		\$2,001.95	
	Exc Award (06/30/2017, 06/30/2018, 06/30/2020)																	
16715	CURITIBA PORTAO	08/05/1966	Active(2)	18	4	2	2	12.50%	16	3	0			P,S,T,M,VP SC	0			
	Exc Award (06/30/2018, 06/30/2021)																	
16716	DOIS VIZINHOS	06/01/1969	Active	70	8	0	8	12.90%	62		0			P,S,T,M,VP SC	1		\$49.84	
	Exc Award (06/30/2016, 06/30/2020, 06/30/2020)																	
66779	ENTRE RIOS DO OESTE	10/31/2002	Active	35	6	2	4	12.90%	31	6	0			P,S,T,M,VP SC	0			
	Exc Award (06/30/2016, 06/30/2023)																	
16718	FOZ DO IGUACU CATARATAS	06/11/1956	Active	43	3	0	3	7.50%	40		1			P,S,T,M,VP SC	0		\$3,086.60	
	Exc Award (06/30/2017, 06/30/2019, 06/30/2020)																	
30364	FOZ DO IGUACU ITAIPU	03/14/1975	Active	26	1	2	-1	-3.70%	27	1	0		2	P,S,T,M,VP SC	9			
16719	FRANCISCO BELTRAO	09/15/1963	Active(1)	17	1	17	-16	-48.48%	33	0	1		2	P,S,T,M,VP SC	24+			
127877	Guarapuava Lobo Guara	06/13/2016	Active	29	8	4	4	16.00%	25	4	1			P,S,T,M,VP SC	14	90+ Days		
	Exc Award (06/30/2022)																	
148601	Irati	10/29/2021	Active(2)	17	1	5	-4	-19.05%	21	1	0		2	P,S,T,M,VP SC	0			
34765	LARANJEIRAS DO SUL	12/02/1977	Active	30	10	4	6	25.00%	24	3	0			P,S,T,M,VP SC	13			
	Exc Award (06/30/2016, 06/30/2017, 06/30/2020)																	
16723	MARECHAL CANDIDO RONDON	03/29/1964	Active	50	8	0	8	19.05%	42		1		2	P,S,T,M,VP SC	12		\$1,006.71	
	Exc Award (06/30/2021, 06/30/2023)																	
139294	Marechal Cândido Rondon Aliança	07/18/2019	Active	34	9	13	-4	-10.53%	38	4	0			P,S,T,M,VP SC	12	90+ Days		
	Exc Award (06/30/2021, 06/30/2023)																	
31942	MATELANDIA	03/30/1976	Active	13	0	0	0	0.00%	13		8			P,S,T,M,VP SC	24+			
154084	Matinhos	04/11/2023	Active(2)	14	0	13	-13	-48.15%	27	2	6			P,S,T,M,VP SC	1			
16725	MEDIANEIRA	03/28/1970	Active	48	2	0	2	4.35%	46		0			P,S,T,M,VP SC	0		\$2,526.81	
	Exc Award (06/30/2016)																	



Club Health Assessment for District LD 1 through June 2025

			Status	Membership							Reports					Finance		LCIF
Club Number	Club Name	Charter Date		Current Member Count	YTD Members Added	YTD Members Dropped	YTD Net Growth	YTD Net Growth%	Member Count 12 Months Ago	Avg. length of service for dropped members	Months Since Last MMR ***	Yrs. Since Last Officer Report	President Rotation	Vice President Reported ****	Months Since Last Activity Report ***	Account Balance	Donations for current Fiscal Year	
			Number of times on status quo within last two years	If below 15 members appears				If net loss is greater than 20% appears			If no report in 3 months appears in	When more than one year appears in	Number of repeat terms	Notes the officers that do not have an active	If no report at 12 months appears in red			
56877	MEDIANEIRA PARQUE IGUACU Exc Award (06/30/2017, 06/30/2019)	04/28/1995	Active	36	6	12	-6	-14.29%	42	6	0			P,S,T,M,VP SC	1	90+ Days	\$1,931.04	
39701	MISSAL Exc Award (06/30/2022, 06/30/2023)	04/01/1981	Active	29	2	4	-2	-6.45%	31	12	2			P,S,T,M,VP SC	16			
16726	MONTE ALEGRE Exc Award (06/30/2018)	09/11/1954	Active(1)	14	0	0	0	0.00%	14		11		3	P,S,T,M,VP SC	24+			
42660	NOVA AURORA Exc Award (06/30/2016, 06/30/2017, 06/30/20)	05/31/1983	Active	45	10	9	1	2.27%	44	8	1			P,S,T,M,VP SC	0		\$2,023.18	
33220	PALMAS	01/24/1977	Active(1)	15	15	18	-3	-16.67%	18	11	2		2	P,S,T,M,VP SC	11			
16728	PALMEIRA Exc Award (06/30/2017)	11/10/1962	Active	24	4	5	-1	-4.00%	25	2	1		2	P,S,T,M,VP SC	0			
149567	Pato Branco	01/11/2022	Active	14	2	7	-5	-26.32%	19	2	0			P,S,T,M,VP SC	10			
49730	PINHAIS Exc Award (06/30/2020, 06/30/2021)	06/30/1989	Active	13	3	0	3	30.00%	10		4			P,S,T,M,VP SC	8			
16731	PONTA GROSSA CENTRO Exc Award (06/30/2018)	01/20/1954	Active(2)	10	0	0	0	0.00%	10		0		2	P,S,T,M,VP SC	10			
63838	PONTA GROSSA CRUZEIRO DO SUL Exc Award (06/30/2016, 06/30/2017, 06/30/20)	12/06/2000	Active	17	2	1	1	6.25%	16	6	1			P,S,T,M,VP SC	0		\$1,004.25	
36218	PONTA GROSSA PITANGUI Exc Award (06/30/2018)	11/03/1978	Active	37	8	2	6	19.35%	31	1	1			P,S,T,M,VP SC	1		\$1,004.68	
16732	PONTA GROSSA VILA VELHA Exc Award (06/30/2016, 06/30/2022)	11/17/1969	Active	15	0	0	0	0.00%	15		14			P,S,T,M,VP SC	14			
32737	SANTA HELENA Exc Award (06/30/2017)	09/07/1976	Active	38	8	5	3	8.57%	35	6	1			P,S,T,M,VP SC	6		\$105.57	
134668	Santa Izabel Do Oeste Exc Award (06/30/2021)	05/04/2018	Active	9	0	0	0	0.00%	9		20		None	P,S,T,M,VP SC	20			
16736	SANTO ANTONIO DO SUDOESTE Exc Award (06/30/2021)	06/13/1964	Active	42	3	0	3	7.69%	39		0			P,S,T,M,VP SC	0			



Club Health Assessment for District LD 1 through June 2025

			Status	Membership							Reports					Finance	LCIF
Club Number	Club Name	Charter Date		Current Member Count	YTD Members Added	YTD Members Dropped	YTD Net Growth	YTD Net Growth%	Member Count 12 Months Ago	Avg. length of service for dropped members	Months Since Last MMR ***	Yrs. Since Last Officer Report	President Rotation	Vice President Reported ****	Months Since Last Activity Report ***	Account Balance	Donations for current Fiscal Year
			Number of times on status quo within last two years	If below 15 members appears				If net loss is greater than 20% appears			If no report in 3 months appears in	When more than one year appears in	Number of repeat terms	Notes the officers that do not have an active	If no report at 12 months appears in red		
31308	SAO JOSE DOS PINHAIS CENTRO Exc Award (06/30/2017)	10/28/1975	Active	14	0	1	-1	-6.67%	15	18	7			P,S,T,M,VP SC	0		
30729	SAO MIGUEL DO IGUACU Exc Award (06/30/2023)	05/22/1975	Active	51	1	4	-3	-5.56%	54	3	0			P,S,T,M,VP SC	0		
16737	TOLEDO	08/24/1957	Active	18	0	3	-3	-14.29%	21	3	1		2	P,S,T,M,VP SC	0		\$2,000.00
55157	TOLEDO CIDADE	12/29/1993	Active	28	0	10	-10	-26.32%	38	10	0			P,S,T,M,VP SC	9		\$2,020.10
16738	UBIRATA Exc Award (06/30/2017, 06/30/2020)	11/14/1969	Active	37	1	3	-2	-5.13%	39	31	6		3	P,S,T,M,VP SC	23		
16739	UNIAO DA VITORIA Exc Award (06/30/2016, 06/30/2017, 06/30/20	01/17/1957	Active	26	0	6	-6	-18.75%	32	8	2			P,S,T,M,VP SC	1		\$2,006.71

Clubs Cancelled Previous Fiscal Year – Clubs Cancelled within last 12 months may be reinstated

Club Number	Club Name	Charter Date	Current Status*	Cancellation Date
16734	RIO NEGRO	11/15/1954	Cancelled(6*)	07/29/2023

Current Total Clubs Count	YTD New Clubs Count	YTD Cancelled Clubs Count	YTD Net Club Gain	Current Total Members Count	YTD Add	YTD Drop	YTD Net Growth	YTD Net Growth %	Member Count 12 Months Ago	Average Member Count Per Club	% of Clubs with less than 20 members	% No MMR in 3 Months	% No Officer Report in 12 Months	% of Clubs with balance 90+ days	Number of Clubs in Status Quo	% Status Quo Clubs in Financial Suspension	Number of Cancelled Clubs	Average Cancelled Club Age	Members Lost Due to Cancellation	% of Clubs Cancelled for Non-Financial Reasons
51	1	1	0	1,481	224	250	-26	-1.73%	1,507	29	37%	25%	0%	8%	0	0%	1	71	22	0%

* - P - Priority Club. Cancellation Reasons: 1-Objectives/conduct, 2-Non-active club, 5-Non-existing club, 6-Disbanding, 7-Merger, 8-Financial Suspension, 9-District/Multiple District Dues.

** - Abbreviation: P-President, S-Secretary, T-Treasurer, M-Member Chairperson, VP-First Vice President, MC-Communications Chairperson, SC-Service Chairperson

*** - Abbreviation: N/R - Never reported using the Lions Clubs website, N/A - Not applicable, No password registered for the Lions Clubs website.

**** - Abbreviation: N - New, IP - Immediate Past, R - Repeat.



Club Health Assessment for District LD 2 through June 2025

			Status	Membership							Reports					Finance		LCIF
Club Number	Club Name	Charter Date		Current Member Count	YTD Members Added	YTD Members Dropped	YTD Net Growth	YTD Net Growth%	Member Count 12 Months Ago	Avg. length of service for dropped members	Months Since Last MMR ***	Yrs. Since Last Officer Report	President Rotation	Vice President Reported ****	Months Since Last Activity Report ***	Account Balance	Donations for current Fiscal Year	
			Number of times on status quo within last two years	If below 15 members appears				If net loss is greater than 20% appears			If no report in 3 months appears in	When more than one year appears in	Number of repeat terms	Notes the officers that do not have an active	If no report at 12 months appears in red			
Clubs less than two years old																		
182243	Bom Retiro Do Sul	05/20/2025	Newly Chartered	27	27	0	27	100.00%	0		0			P,S,T,M,VP SC	N/R			
183202	Capela de Santana	06/26/2025	Newly Chartered	20	20	0	20	100.00%	0		0			P,S,T,M,VP SC	N/A			
182017	Encantado	05/15/2025	Newly Chartered	30	30	0	30	100.00%	0		0			P,S,T,M,VP SC	N/R			
172277	Salto Do Jacui	06/20/2024	Cancelled(8*)	0	0	27	-27	-100.00%	27	1	3		None	P,S,T,M,VP SC	N/A	90+ Days		
172436	Vale Real	06/22/2024	Active(2)	21	2	4	-2	-8.70%	23	1	0		None	P,S,T,M,VP SC	6			
Clubs more than two years old																		
154300	Bom Princípio	05/05/2023	Cancelled(8*)	0	0	24	-24	-100.00%	24	2	6		None	P,S,T,M,VP SC	18	90+ Days		
16743	CAMPO BOM	09/02/1959	Active	58	4	5	-1	-1.69%	59	25	1			P,S,T,M,VP SC	0		\$2,134.53	
Exc Award (06/30/2023)																		
31306	CANDELARIA	10/28/1975	Active	19	0	0	0	0.00%	19		5			P,S,T,M,VP SC	19			
16744	CANELA	09/30/1962	Active	33	2	1	1	3.13%	32	13	0			P,S,T,M,VP SC	0		\$5.21	
116541	DOIS IRMÃOS PORTAL DA SERRA	04/09/2012	Active	17	2	8	-6	-26.09%	23	7	0		None	P,S,T,M,VP SC	7			
Exc Award (06/30/2016, 06/30/2024)																		
16746	ESTANCIA VELHA	08/30/1960	Active	26	3	2	1	4.00%	25	8	0			P,S,T,M,VP SC	0			
Exc Award (06/30/2018)																		
16748	ESTEIO CENTRO	06/04/1962	Active	39	5	2	3	8.33%	36	1	1			P,S,T,M,VP SC	0		\$999.64	
33943	ESTEIO EXPOSICAO	05/24/1977	Active	16	0	2	-2	-11.11%	18	7	1			P,S,T,M,VP SC	0		\$9.62	
Exc Award (06/30/2023)																		
39279	ESTEIO INDUSTRIAL	01/20/1981	Active	18	2	6	-4	-18.18%	22	16	1			P,S,T,M,VP SC	1			
Exc Award (06/30/2016)																		
16747	ESTRELA	10/19/1958	Active	53	10	5	5	10.42%	48	18	1			P,S,T,M,VP SC	0		\$1,026.91	
Exc Award (06/30/2023)																		
16749	FELIZ	09/10/1971	Active	62	2	1	1	1.64%	61	22	0			P,S,T,M,VP SC	0			
Exc Award (06/30/2022, 06/30/2023, 06/30/2024)																		



Club Health Assessment for District LD 2 through June 2025

			Status	Membership							Reports					Finance		LCIF
Club Number	Club Name	Charter Date		Current Member Count	YTD Members Added	YTD Members Dropped	YTD Net Growth	YTD Net Growth%	Member Count 12 Months Ago	Avg. length of service for dropped members	Months Since Last MMR ***	Yrs. Since Last Officer Report	President Rotation	Vice President Reported ****	Months Since Last Activity Report ***	Account Balance	Donations for current Fiscal Year	
			Number of times on status quo within last two years	If below 15 members appears				If net loss is greater than 20% appears			If no report in 3 months appears in	When more than one year appears in	Number of repeat terms	Notes the officers that do not have an active	If no report at 12 months appears in red			
16750	GRAMADO Exc Award (06/30/2024)	02/26/1969	Active	24	0	1	-1	-4.00%	25	1	1			P,S,T,M,VP SC	0		\$3.48	
16751	IGREJINHA	09/20/1965	Active	25	3	11	-8	-24.24%	33	8	0			P,S,T,M,VP SC	0		\$20.16	
16753	LAJEADO	10/18/1958	Active	24	0	10	-10	-29.41%	34	5	0			P,S,T,M,VP SC	1		\$6.88	
33272	LAJEADO FLORESTAL Exc Award (06/30/2023)	01/31/1977	Active	70	17	8	9	14.75%	61	4	0			P,S,T,M,VP SC	0		\$1,069.77	
16754	MONTENEGRO	07/30/1957	Active(1)	15	5	3	2	15.38%	13	4	0		2	P,S,T,M,VP SC	0			
97416	MONTENEGRO SAO JOAO Exc Award (06/30/2017)	06/28/2006	Active	26	2	2	0	0.00%	26	9	5			P,S,T,M,VP SC	0		\$1,000.43	
47620	NOVA HARTZ	06/27/1987	Active	28	1	1	0	0.00%	28	1	0			P,S,T,M,VP SC	1			
16756	NOVO HAMBURGO CENTRO Exc Award (06/30/2023, 06/30/2024)	05/18/1956	Active	58	8	2	6	11.54%	52	12	0			P,S,T,M,VP SC	0		\$554.06	
16757	NOVO HAMBURGO COUROCAP Exc Award (06/30/2017, 06/30/2023)	05/16/1969	Active	34	4	3	1	3.03%	33	2	0			P,S,T,M,VP SC	0		\$1,021.02	
63248	NOVO HAMBURGO TERCEIRO MILENIO Exc Award (06/30/2020, 06/30/2023)	06/01/2000	Active	33	14	8	6	22.22%	27	7	1			P,S,T,M,VP SC	0		\$1,003.71	
51126	PAROBE	12/17/1990	Active	38	2	2	0	0.00%	38	8	0			P,S,T,M,VP SC	1		\$1,000.00	
16761	PORTAO Exc Award (06/30/2023)	06/09/1967	Active	41	8	9	-1	-2.38%	42	3	3			P,S,T,M,VP SC	0		\$1,001.60	
53359	ROLANTE	06/18/1992	Active	26	4	0	4	18.18%	22		0			P,S,T,M,VP SC	0			
53590	SANTA CRUZ DO SUL ALIANCA Exc Award (06/30/2021, 06/30/2022)	08/19/1992	Active	38	0	0	0	0.00%	38		3			P,S,T,M,VP SC	0		\$818.00	
16764	SANTA CRUZ DO SUL CENTRO	09/14/1957	Active	31	2	4	-2	-6.06%	33	6	0			P,S,T,M,VP SC	11		\$3.48	
58729	SANTA CRUZ DO SUL RAO DE SOL	10/08/1996	Active	9	0	7	-7	-43.75%	16	14	1		6	P,S,T,M,VP SC	0			
16765	SAO FRAN DE PAULA	04/04/1961	Active	22	4	6	-2	-8.33%	24	6	0			P,S,T,M,VP SC	7			
16766	SAO LEOPOLDO 25 DE JULHO	10/27/1959	Active	22	2	2	0	0.00%	22	7	0		2	P,S,T,M,VP SC	12		\$235.70	



Club Health Assessment for District LD 2 through June 2025

					Membership										Reports				Finance		LCIF
Club Number	Club Name	Charter Date		Status	Current Member Count	YTD Members Added	YTD Members Dropped	YTD Net Growth	YTD Net Growth%	Member Count 12 Months Ago	Avg. length of service for dropped members	Months Since Last MMR ***	Yrs. Since Last Officer Report	President Rotation	Vice President Reported ****	Months Since Last Activity Report ***	Account Balance	Donations for current Fiscal Year			
				Number of times on status quo within last two years	If below 15 members appears				If net loss is greater than 20% appears			If no report in 3 months appears in	When more than one year appears in	Number of repeat terms	Notes the officers that do not have an active	If no report at 12 months appears in red					
59588	SAO LEOPOLDO ANA TERRA	05/20/1997		Active	15	1	4	-3	-16.67%	18	4	0		2	P,S,T,M,VP SC	0					
39280	SAO LEOPOLDO IMIGRANTE	01/20/1981		Active	19	0	0	0	0.00%	19		13		3	P,S,T,M,VP SC	22					
42661	SAO LEOPOLDO PADRE REUS	05/19/1983		Active	53	8	3	5	10.42%	48	6	0			P,S,T,M,VP SC	3	90+ Days	\$2,001.59			
	Exc Award (06/30/2023, 06/30/2024)																				
44031	SAPIRANGA FERRABRAZ	06/30/1984		Active(2)	13	13	1	12	1200.00%	1	13	10		None	P,S,T,M,VP SC	0					
16769	SAPUCAIA DO SUL	08/28/1964		Active	19	3	7	-4	-17.39%	23	4	0		3	P,S,T,M,VP SC	0					
	Exc Award (06/30/2023)																				
16826	SOBRADINHO	06/08/1958		Active	22	1	3	-2	-8.33%	24	4	6			P,S,T,M,VP SC	1					
16771	TAQUARA	06/06/1961		Active	54	2	1	1	1.89%	53	5	3		2	P,S,T,M,VP SC	0		\$2,111.48			
	Exc Award (06/30/2018, 06/30/2023)																				
146292	Taquara Inovação	05/26/2021		Active	27	1	2	-1	-3.57%	28	4	1		2	P,S,T,M,VP SC	1					
16772	TAQUARI	12/16/1959		Active(1)	13	0	0	0	0.00%	13		14	1	None	P,S,T,M,VP SC	14					
109781	TEUTÔNIA	12/06/2010		Active	16	4	6	-2	-11.11%	18	3	1			P,S,T,M,VP SC	0		\$264.33			
	Exc Award (06/30/2023)																				
16773	TRES COROAS	07/03/1965		Active	34	2	1	1	3.03%	33	12	1			P,S,T,M,VP SC	0					
16774	VENANCIO AIRES	10/19/1958		Active	41	4	5	-1	-2.38%	42	18	0			P,S,T,M,VP SC	1					
59505	VENANCIO AIRES MELVIN JONES	05/05/1997		Active	35	1	3	-2	-5.41%	37	3	0		2	P,S,T,M,VP SC	0					
	Exc Award (06/30/2016, 06/30/2021, 06/30/2024)																				
Current Total Clubs Count	YTD New Clubs Count	YTD Cancelled Clubs Count	YTD Net Club Gain	Current Total Members Count	YTD Add	YTD Drop	YTD Net Growth	YTD Net Growth %	Member Count 12 Months Ago	Average Member Count Per Club	% of Clubs with less than 20 members	% No MMR in 3 Months	% No Officer Report in 12 Months	% of Clubs with balance 90+ days	Number of Clubs in Status Quo	% Status Quo Clubs in Financial Suspension	Number of Cancelled Clubs	Average Cancelled Club Age	Members Lost Due to Cancellation	% of Clubs Cancelled for Non-Financial Reasons	
45	3	2	1	1,364	225	202	23	1.72%	1,341	30	27%	20%	2%	2%	0	0%	2	1	51	0%	

* - P - Priority Club. Cancellation Reasons: 1-Objectives/conduct, 2-Non-active club, 5-Non-existing club, 6-Disbanding, 7-Merger, 8-Financial Suspension, 9-District/Multiple District Dues.

** - Abbreviation: P-President, S-Secretary, T-Treasurer, M-Member Chairperson, VP-First Vice President, MC-Communications Chairperson, SC-Service Chairperson

*** - Abbreviation: N/R - Never reported using the Lions Clubs website, N/A - Not applicable, No password registered for the Lions Clubs website.

**** - Abbreviation: N - New, IP - Immediate Past, R - Repeat.



Club Health Assessment for District LD 3 through June 2025

			Status	Membership							Reports					Finance		LCIF
Club Number	Club Name	Charter Date		Current Member Count	YTD Members Added	YTD Members Dropped	YTD Net Growth	YTD Net Growth%	Member Count 12 Months Ago	Avg. length of service for dropped members	Months Since Last MMR ***	Yrs. Since Last Officer Report	President Rotation	Vice President Reported ****	Months Since Last Activity Report ***	Account Balance	Donations for current Fiscal Year	
			Number of times on status quo within last two years	If below 15 members appears				If net loss is greater than 20% appears			If no report in 3 months appears in	When more than one year appears in	Number of repeat terms	Notes the officers that do not have an active	If no report at 12 months appears in red			
Clubs more than two years old																		
16777	ARROIO GRANDE	04/25/1972	Active(1)	21	1	3	-2	-8.70%	23	24	1			P,S,T,M,VP SC	8			
Exc Award (06/30/2018, 06/30/2022, 06/30/20																		
16779	BAGE	04/21/1956	Active	28	1	0	1	3.70%	27		1			P,S,T,M,VP SC	7		\$148.77	
Exc Award (06/30/2019)																		
16778	BAGE DON DIOGO	12/17/1966	Active	47	6	2	4	9.30%	43	11	0			P,S,T,M,VP SC	0		\$1,267.54	
Exc Award (06/30/2018, 06/30/2020, 06/30/20																		
35745	BAGE SANTA TECLA	06/07/1978	Active	37	9	8	1	2.78%	36	7	0		3	P,S,T,M,VP SC	0		\$508.70	
Exc Award (06/30/2023, 06/30/2024)																		
63320	BAGE SOLIDARIEDADE	06/16/2000	Active	29	2	3	-1	-3.33%	30	6	2		2	P,S,T,M,VP SC	0		\$1,240.64	
Exc Award (06/30/2016, 06/30/2018)																		
124064	Bagé Tradição	01/26/2015	Active	20	10	9	1	5.26%	19	5	1			P,S,T,M,VP SC	3		\$220.01	
16782	CACAPAVA DO SUL	04/21/1960	Active(1)	33	8	2	6	22.22%	27	10	0		2	P,S,T,M,VP SC	0		\$460.30	
Exc Award (06/30/2018, 06/30/2019)																		
16783	CACHOEIRA DO SUL	06/07/1958	Active	40	7	3	4	11.11%	36	11	0			P,S,T,M,VP SC	0	90+ Days		
Exc Award (06/30/2017, 06/30/2020, 06/30/20																		
16785	CAMAQUA	04/19/1960	Active	22	1	3	-2	-8.33%	24	21	0			P,S,T,M,VP SC	1			
29531	CAMAQUA UNIVERSITARIO	06/28/1974	Active	58	13	1	12	26.09%	46	1	1		4	P,S,T,M,VP SC	0			
Exc Award (06/30/2023, 06/30/2024)																		
16788	CANOAS	10/20/1961	Active	36	0	2	-2	-5.26%	38	4	1			P,S,T,M,VP SC	6		\$126.00	
Exc Award (06/30/2019, 06/30/2022)																		
100543	CANOAS NITEROI	11/13/2007	Active	20	6	0	6	42.86%	14		0			P,S,T,M,VP SC	0		\$20.05	
Exc Award (06/30/2019, 06/30/2020, 06/30/20																		
45124	CANOAS SANTA RITA	06/20/1985	Active	26	5	4	1	4.00%	25	3	0			P,S,T,M,VP SC	0		\$304.56	
Exc Award (06/30/2017, 06/30/2019, 06/30/20																		
39281	CAPAO DA CANOA	01/20/1981	Active	47	6	4	2	4.44%	45	5	0			P,S,T,M,VP SC	1		\$30.00	
Exc Award (06/30/2018, 06/30/2019, 06/30/20																		
16791	GENERAL CAMARA	11/20/1960	Active	31	1	1	0	0.00%	31	1	0			P,S,T,M,VP SC	0		\$40.10	
Exc Award (06/30/2022, 06/30/2023)																		



Club Health Assessment for District LD 3 through June 2025

			Status	Membership							Reports					Finance		LCIF
Club Number	Club Name	Charter Date		Current Member Count	YTD Members Added	YTD Members Dropped	YTD Net Growth	YTD Net Growth%	Member Count 12 Months Ago	Avg. length of service for dropped members	Months Since Last MMR ***	Yrs. Since Last Officer Report	President Rotation	Vice President Reported ****	Months Since Last Activity Report ***	Account Balance	Donations for current Fiscal Year	
			Number of times on status quo within last two years	If below 15 members appears				If net loss is greater than 20% appears			If no report in 3 months appears in	When more than one year appears in	Number of repeat terms	Notes the officers that do not have an active	If no report at 12 months appears in red			
16792	GRAVATAI	04/19/1960	Active	19	4	7	-3	-13.64%	22	7	2		3	P,S,T,M,VP SC	1		\$20.05	
	Exc Award (06/30/2018, 06/30/2023)																	
34961	GUAIBA	01/05/1978	Active	21	1	11	-10	-32.26%	31	4	0			P,S,T,M,VP SC	0			
	Exc Award (06/30/2018)																	
16794	OSORIO	09/28/1961	Active	17	3	2	1	6.25%	16	10	1			P,S,T,M,VP SC	1			
16795	PELOTAS CENTRO	12/21/1957	Active	43	0	3	-3	-6.52%	46	11	4			P,S,T,M,VP SC	0			
	Exc Award (06/30/2019)																	
30647	PELOTAS LARANJAL	04/24/1975	Active	22	4	9	-5	-18.52%	27	7	1			P,S,T,M,VP SC	9		\$1,050.02	
	Exc Award (06/30/2023)																	
31307	PIRATINI	10/28/1975	Active	11	2	0	2	22.22%	9		8		4	P,S,T,M,VP SC	0			
	Exc Award (06/30/2023)																	
16803	PORTO ALEGRE BALNEARIOS	06/15/1960	Active	22	0	2	-2	-8.33%	24	22	0			P,S,T,M,VP SC	0		\$20.65	
	Exc Award (06/30/2019, 06/30/2020, 06/30/2021)																	
39174	PORTO ALEGRE BARAO DO CAHY	12/29/1980	Active	38	3	3	0	0.00%	38	19	0			P,S,T,M,VP SC	0		\$592.02	
	Exc Award (06/30/2017, 06/30/2020, 06/30/2021)																	
50027	PORTO ALEGRE BELA VISTA	12/20/1989	Cancelled(6*)	0	0	13	-13	-100.00%	13	26	10		None	P,S,T,M,VP SC	24			
16800	PORTO ALEGRE BENTO GONCALVES	12/30/1966	Active	36	5	2	3	9.09%	33	16	0			P,S,T,M,VP SC	0		\$700.44	
	Exc Award (06/30/2016, 06/30/2019, 06/30/2020)																	
16813	PORTO ALEGRE CENTENÁRIO	11/19/1962	Active	14	0	0	0	0.00%	14		1		2	P,S,T,M,VP SC	1		\$10.01	
	Exc Award (06/30/2020, 06/30/2023, 06/30/2024)																	
51507	PORTO ALEGRE IPIRANGA	04/01/1991	Active	38	2	1	1	2.70%	37	34	0			P,S,T,M,VP SC	3		\$20.00	
	Exc Award (06/30/2020, 06/30/2021, 06/30/2022)																	
122615	Porto Alegre Medianeira	06/24/2014	Active	15	1	0	1	7.14%	14		1		2	P,S,T,M,VP SC	0		\$35.85	
	Exc Award (06/30/2017, 06/30/2019, 06/30/2020)																	
16809	PORTO ALEGRE PASSO D'AREIA	12/05/1961	Active	15	7	2	5	50.00%	10	0	1			P,S,T,M,VP SC	0		\$1,001.38	
16815	PORTO ALEGRE S JOAO NAVEGANTES	03/22/1960	Active	18	0	3	-3	-14.29%	21	18	2			P,S,T,M,VP SC	0		\$40.07	
	Exc Award (06/30/2023)																	



Club Health Assessment for District LD 3 through June 2025

			Status	Membership							Reports					Finance	LCIF
Club Number	Club Name	Charter Date		Current Member Count	YTD Members Added	YTD Members Dropped	YTD Net Growth	YTD Net Growth%	Member Count 12 Months Ago	Avg. length of service for dropped members	Months Since Last MMR ***	Yrs. Since Last Officer Report	President Rotation	Vice President Reported ****	Months Since Last Activity Report ***	Account Balance	Donations for current Fiscal Year
			Number of times on status quo within last two years	If below 15 members appears				If net loss is greater than 20% appears			If no report in 3 months appears in	When more than one year appears in	Number of repeat terms	Notes the officers that do not have an active	If no report at 12 months appears in red		
16816	PORTO ALEGRE SANTA FLORA Exc Award (06/30/2016, 06/30/2017, 06/30/20	11/30/1971	Active	56	5	0	5	9.80%	51		1			P,S,T,M,VP SC	0		\$1,560.11
16818	RIO GRANDE CENTRO Exc Award (06/30/2016, 06/30/2019, 06/30/20	05/18/1958	Cancelled(6*)	0	0	2	-2	-100.00%	2	8	9		None	P,S,T,M,VP SC	11		
16820	RIO PARDO Exc Award (06/30/2016, 06/30/2019, 06/30/20	01/05/1960	Active	35	9	6	3	9.38%	32	6	1			P,S,T,M,VP SC	0		\$704.85
32686	SANTA VITORIA DO PALMAR Exc Award (06/30/2022)	08/17/1976	Active	19	1	2	-1	-5.00%	20	16	0			P,S,T,M,VP SC	6		
16822	SANTO ANTONIO DA PATRULHA Exc Award (06/30/2023)	09/27/1961	Active	24	3	2	1	4.35%	23	1	0			P,S,T,M,VP SC	0		
16821	SAO JERONIMO Exc Award (06/30/2017, 06/30/2019, 06/30/20	12/04/1960	Active	21	4	2	2	10.53%	19	11	1			P,S,T,M,VP SC	0		\$2,541.62
16825	SAO LOURENCO DO SUL Exc Award (06/30/2022)	01/07/1962	Active	20	10	0	10	100.00%	10		0			P,S,T,M,VP SC	8		
16827	TORRES Exc Award (06/30/2018, 06/30/2019, 06/30/20	10/07/1961	Active	9	0	4	-4	-30.77%	13	11	0		4	P,S,T,M,VP SC	2		\$23.45
16828	TRAMANDAI Exc Award (06/30/2016, 06/30/2022, 06/30/20	06/20/1967	Active(1)	24	10	4	6	33.33%	18	3	0		3	P,S,T,M,VP SC	8		\$17.38
45694	TRIUNFO Exc Award (06/30/2022)	01/13/1986	Active(1)	20	6	2	4	25.00%	16	8	2			P,S,T,M,VP SC	6		
16829	VIAMAO Exc Award (06/30/2016, 06/30/2020, 06/30/20	04/25/1961	Active	15	4	4	0	0.00%	15	19	0		2	P,S,T,M,VP SC	0		\$20.05
118229	VIAMAO NOSSA SENHORA APARECIDA Exc Award (06/30/2016, 06/30/2020, 06/30/20	11/09/2012	Active	21	1	2	-1	-4.55%	22	7	4			P,S,T,M,VP SC	0		
134746	Xangri-lá Exc Award (06/30/2021, 06/30/2024)	05/30/2018	Active	17	5	3	2	13.33%	15	3	0			P,S,T,M,VP SC	0		\$226.15

Clubs Cancelled Previous Fiscal Year – Clubs Cancelled within last 12 months may be reinstated

Club Number	Club Name	Charter Date	Current Status*	Cancellation Date
-------------	-----------	--------------	-----------------	-------------------



Club Health Assessment for District LD 3 through June 2025

INTERNATIONAL

			Membership								Reports					Finance		LCIF		
Club Number	Club Name	Charter Date		Current Member Count	YTD Members Added	YTD Members Dropped	YTD Net Growth	YTD Net Growth%	Member Count 12 Months Ago	Avg. length of service for dropped members	Months Since Last MMR ***	Yrs. Since Last Officer Report	President Rotation	Vice President Reported ****	Months Since Last Activity Report ***	Account Balance	Donations for current Fiscal Year			
			Number of times on status quo within last two years	If below 15 members appears				If net loss is greater than 20% appears			If no report in 3 months appears in	When more than one year appears in	Number of repeat terms	Notes the officers that do not have an active	If no report at 12 months appears in red					
104941	ARROIO DO SAL	03/17/2009	Cancelled(6*)	07/29/2023																
16784	CACHOEIRA SUL CACH DO FANDANGO	06/18/1973	Cancelled(6*)	07/29/2023																
Current Total Clubs Count	YTD New Clubs Count	YTD Cancelled Clubs Count	YTD Net Club Gain	Current Total Members Count	YTD Add	YTD Drop	YTD Net Growth	YTD Net Growth %	Member Count 12 Months Ago	Average Member Count Per Club	% of Clubs with less than 20 members	% No MMR in 3 Months	% No Officer Report in 12 Months	% of Clubs with balance 90+ days	Number of Clubs in Status Quo	% Status Quo Clubs in Financial Suspension	Number of Cancelled Clubs	Average Cancelled Club Age	Members Lost Due to Cancellation	% of Clubs Cancelled for Non-Financial Reasons
41	0	2	-2	1,105	166	136	30	2.79%	1,075	27	27%	7%	0%	2%	0	0%	2	83	15	100%

* - P - Priority Club. Cancellation Reasons: 1-Objectives/conduct, 2-Non-active club, 5-Non-existing club, 6-Disbanding, 7-Merger, 8-Financial Suspension, 9-District/Multiple District Dues.

** - Abbreviation: P-President, S-Secretary, T-Treasurer, M-Member Chairperson, VP-First Vice President, MC-Communications Chairperson, SC-Service Chairperson

*** - Abbreviation: N/R - Never reported using the Lions Clubs website, N/A - Not applicable, No password registered for the Lions Clubs website.

**** - Abbreviation: N - New, IP - Immediate Past, R - Repeat.



Club Health Assessment for District LD 4 through June 2025

			Status	Membership							Reports					Finance		LCIF
Club Number	Club Name	Charter Date		Current Member Count	YTD Members Added	YTD Members Dropped	YTD Net Growth	YTD Net Growth%	Member Count 12 Months Ago	Avg. length of service for dropped members	Months Since Last MMR ***	Yrs. Since Last Officer Report	President Rotation	Vice President Reported ****	Months Since Last Activity Report ***	Account Balance	Donations for current Fiscal Year	
			Number of times on status quo within last two years	If below 15 members appears				If net loss is greater than 20% appears			If no report in 3 months appears in	When more than one year appears in	Number of repeat terms	Notes the officers that do not have an active	If no report at 12 months appears in red			
Clubs less than two years old																		
171411	AJURICABA	06/10/2024	Active	24	0	1	-1	-4.00%	25	1	4		2	P,S,T,M,VP SC	1			
181590	Girua	05/01/2025	Newly Chartered	20	20	0	20	100.00%	0		1			P,S,T,M,VP SC	2			
172071	Horizontalina	06/22/2024	Active	36	9	6	3	9.09%	33	0	0		2	P,S,T,M,VP SC	N/R			
156413	Santa Rosa União	11/10/2023	Active	46	13	10	3	6.98%	43	1	0			P,S,T,M,VP SC	2		\$206.73	
171925	Sao Joao Do Polesine	06/06/2024	Active	48	3	0	3	6.67%	45		1		2	P,S,T,M,VP SC	0			
Clubs more than two years old																		
16830	AGUDO	12/09/1967	Active	60	1	6	-5	-7.69%	65	8	0			P,S,T,M,VP SC	0		\$1,158.62	
Exc Award (06/30/2020, 06/30/2023)																		
16831	ALEGRETE	11/30/1960	Active	26	3	2	1	4.00%	25	4	3			P,S,T,M,VP SC	0			
47656	ALEGRETE IBIRAPUITA	07/31/1987	Active	35	9	1	8	29.63%	27	4	0			P,S,T,M,VP SC	0		\$183.74	
43889	AUGUSTO PESTANA	05/31/1984	Active	41	4	3	1	2.50%	40	11	0			P,S,T,M,VP SC	0		\$845.31	
Exc Award (06/30/2024)																		
32619	CATUIPE	07/27/1976	Active	42	2	0	2	5.00%	40		1			P,S,T,M,VP SC	0		\$410.13	
Exc Award (06/30/2017, 06/30/2018, 06/30/2020)																		
16834	CERRO LARGO	12/20/1967	Active	44	0	2	-2	-4.35%	46	3	2			P,S,T,M,VP SC	0		\$147.97	
Exc Award (06/30/2017, 06/30/2019, 06/30/2020)																		
123531	Chiapetta Esperanca	10/31/2014	Active	14	0	3	-3	-17.65%	17	4	0			P,S,T,M,VP SC	1			
43235	CRISSIUMAL	12/14/1983	Active	37	6	3	3	8.82%	34	1	0		None	P,S,T,M,VP SC	1			
16836	CRUZ ALTA	03/09/1960	Active	40	1	8	-7	-14.89%	47	10	0		None	P,S,T,M,VP SC	0	90+ Days		
Exc Award (06/30/2021)																		
148847	Cruz Alta Iuri N Ribas	11/02/2021	Active	19	2	18	-16	-45.71%	35	1	1		2	P,S,T,M,VP SC	6			
Exc Award (06/30/2022, 06/30/2023)																		
16839	DOM PEDRITO	05/28/1961	Active	50	11	2	9	21.95%	41	6	0			P,S,T,M,VP SC	10		\$300.00	
Exc Award (06/30/2018, 06/30/2020, 06/30/2020)																		
16841	FREDERICO WESTPHALEN	11/23/1960	Active	35	2	32	-30	-46.15%	65	6	0		2	P,S,T,M,VP SC	16			
Exc Award (06/30/2016, 06/30/2017, 06/30/2020)																		



Club Health Assessment for District LD 4 through June 2025

			Status	Membership							Reports					Finance		LCIF
Club Number	Club Name	Charter Date		Current Member Count	YTD Members Added	YTD Members Dropped	YTD Net Growth	YTD Net Growth%	Member Count 12 Months Ago	Avg. length of service for dropped members	Months Since Last MMR ***	Yrs. Since Last Officer Report	President Rotation	Vice President Reported ****	Months Since Last Activity Report ***	Account Balance	Donations for current Fiscal Year	
			Number of times on status quo within last two years	If below 15 members appears				If net loss is greater than 20% appears			If no report in 3 months appears in	When more than one year appears in	Number of repeat terms	Notes the officers that do not have an active	If no report at 12 months appears in red			
16845	IBIRUBA	03/08/1960	Active	49	22	23	-1	-2.00%	50	5	0			P,S,T,M,VP SC	8		\$999.99	
	Exc Award (06/30/2020)																	
16846	IJUI	10/25/1959	Active	74	6	9	-3	-3.90%	77	13	0			P,S,T,M,VP SC	0		\$1,028.64	
	Exc Award (06/30/2023, 06/30/2024)																	
16848	ITAQUI	11/05/1961	Active	56	7	4	3	5.66%	53	8	2			P,S,T,M,VP SC	1			
	Exc Award (06/30/2021, 06/30/2024)																	
16849	JAGUARI	05/26/1961	Active	31	2	4	-2	-6.06%	33	15	1			P,S,T,M,VP SC	12			
65493	JULIO DE CASTILHOS CENTRO	06/03/2002	Active	25	4	10	-6	-19.35%	31	14	0			P,S,T,M,VP SC	6		\$191.71	
	Exc Award (06/30/2024)																	
16850	PALMEIRA DAS MISSOES	04/27/1960	Active	23	2	13	-11	-32.35%	34	10	0			P,S,T,M,VP SC	0			
	Exc Award (06/30/2018)																	
16851	PANAMBI	09/06/1960	Active	54	11	11	0	0.00%	54	6	0			P,S,T,M,VP SC	0		\$3,002.10	
	Exc Award (06/30/2017, 06/30/2018)																	
33944	PEJUCARA	05/31/1977	Active(1)	32	7	0	7	28.00%	25		0			P,S,T,M,VP SC	15			
43362	PORTO XAVIER	01/06/1984	Active	21	2	2	0	0.00%	21	6	3			P,S,T,M,VP SC	0			
	Exc Award (06/30/2024)																	
16853	QUARAI	08/01/1964	Active	14	0	2	-2	-12.50%	16	5	0		2	P,S,T,M,VP SC	0			
139393	Quevedos	08/09/2019	Active	39	6	3	3	8.33%	36	5	0		None	P,S,T,M,VP SC	6		\$249.38	
16854	RESTINGA SECA	06/15/1967	Active	24	4	2	2	9.09%	22	16	1		2	P,S,T,M,VP SC	0			
16855	ROSARIO DO SUL	05/01/1961	Active	45	0	0	0	0.00%	45		12			P,S,T,M,VP SC	11			
49795	SANTA MARIA CAMOBI	08/04/1989	Active	33	5	3	2	6.45%	31	3	1			P,S,T,M,VP SC	0		\$999.99	
	Exc Award (06/30/2020, 06/30/2021, 06/30/2022)																	
16864	SANTA MARIA CENTRO	10/25/1958	Active	19	3	5	-2	-9.52%	21	2	0		2	P,S,T,M,VP SC	0			
16856	SANTA MARIA DORES	06/28/1972	Active	49	21	5	16	48.48%	33	2	0			P,S,T,M,VP SC	0		\$1,443.04	
	Exc Award (06/30/2021, 06/30/2022)																	
16861	SANTA MARIA ITARARE	03/27/1962	Active	19	0	0	0	0.00%	19		13		2	P,S,T,M,VP SC	1			
63346	SANTA MARIA MEDIANEIRA	06/23/2000	Active	35	1	6	-5	-12.50%	40	4	5			P,S,T,M,VP SC	1		\$316.25	
	Exc Award (06/30/2016, 06/30/2018, 06/30/2020)																	



Club Health Assessment for District LD 4 through June 2025

			Status	Membership							Reports					Finance		LCIF
Club Number	Club Name	Charter Date		Current Member Count	YTD Members Added	YTD Members Dropped	YTD Net Growth	YTD Net Growth%	Member Count 12 Months Ago	Avg. length of service for dropped members	Months Since Last MMR ***	Yrs. Since Last Officer Report	President Rotation	Vice President Reported ****	Months Since Last Activity Report ***	Account Balance	Donations for current Fiscal Year	
			Number of times on status quo within last two years	If below 15 members appears	If net loss is greater than 20% appears					If no report in 3 months appears in	When more than one year appears in	Number of repeat terms	Notes the officers that do not have an active	If no report at 12 months appears in red				
16865	SANTA ROSA CENTRO Exc Award (06/30/2018)	03/06/1960	Active	34	14	13	1	3.03%	33	2	1		2	P,S,T,M,VP SC	1			
16862	SANTANA DO LIVRAMENTO Exc Award (06/30/2016)	06/01/1961	Active	35	0	3	-3	-7.89%	38	11	2			P,S,T,M,VP SC	10		\$37.68	
44032	SANTIAGO CENTENARIO Exc Award (06/30/2022, 06/30/2024)	06/30/1984	Active	21	8	10	-2	-8.70%	23	2	0			P,S,T,M,VP SC	0		\$975.09	
16866	SANTIAGO CENTRO Exc Award (06/30/2021, 06/30/2022, 06/30/2023)	11/15/1960	Active	65	4	5	-1	-1.52%	66	8	0			P,S,T,M,VP SC	0		\$501.65	
16867	SANTO ANGELO Exc Award (06/30/2022, 06/30/2023, 06/30/2024)	11/09/1957	Active	45	2	2	0	0.00%	45	26	0		2	P,S,T,M,VP SC	0			
16863	SANTO ANGELO TIARAJU Exc Award (06/30/2021)	07/28/1963	Active	36	0	3	-3	-7.69%	39	8	0			P,S,T,M,VP SC	0		\$36.14	
57625	SANTO ANGELO UNIVERSITARIO Exc Award (06/30/2017, 06/30/2020, 06/30/2023)	12/05/1995	Active	50	3	9	-6	-10.71%	56	8	0			P,S,T,M,VP SC	0		\$1,119.99	
16870	SANTO AUGUSTO Exc Award (06/30/2021)	07/20/1972	Active	76	10	10	0	0.00%	76	11	0			P,S,T,M,VP SC	2		\$1,000.00	
16859	SANTO CRISTO Exc Award (06/30/2017)	12/22/1965	Active	36	8	2	6	20.00%	30	5	7			P,S,T,M,VP SC	13			
16860	SAO BORJA Exc Award (06/30/2021, 06/30/2023)	10/14/1962	Active	29	3	4	-1	-3.33%	30	10	1		2	P,S,T,M,VP SC	11			
61797	SAO FRANCISCO DE ASSIS Exc Award (06/30/2018, 06/30/2021, 06/30/2023)	04/21/1999	Active	68	0	0	0	0.00%	68		1			P,S,T,M,VP SC	0		\$913.89	
16868	SAO GABRIEL	05/02/1961	Active	12	2	2	0	0.00%	12	16	1		2	P,S,T,M,VP SC	19			
45695	SAO GABRIEL BATOVI	01/10/1986	Cancelled(6*)	0	0	7	-7	-100.00%	7	18	1		None	P,S,T,M,VP SC	7			
130567	São Gabriel Plácido de Castro	04/17/2017	Active	16	2	4	-2	-11.11%	18	5	0		2	P,S,T,M,VP SC	6			
146736	SÃO MIGUEL DAS MISSÕES	06/16/2021	Active(2)	8	0	13	-13	-61.90%	21	2	0		2	P,S,T,M,VP SC	21			
16872	SAO PEDRO DO SUL Exc Award (06/30/2019, 06/30/2020, 06/30/2023)	11/30/1964	Active	85	11	4	7	8.97%	78	28	0			P,S,T,M,VP SC	0		\$1,101.74	



Club Health Assessment for District LD 4 through June 2025

			Status								Membership								Reports					Finance		LCIF
Club Number	Club Name	Charter Date		Current Member Count	YTD Members Added	YTD Members Dropped	YTD Net Growth	YTD Net Growth%	Member Count 12 Months Ago	Avg. length of service for dropped members	Months Since Last MMR ***	Yrs. Since Last Officer Report	President Rotation	Vice President Reported ****	Months Since Last Activity Report ***	Account Balance	Donations for current Fiscal Year									
			Number of times on status quo within last two years	If below 15 members appears				If net loss is greater than 20% appears			If no report in 3 months appears in	When more than one year appears in	Number of repeat terms	Notes the officers that do not have an active	If no report at 12 months appears in red											
16842	SAO VICENTE DO SUL	05/31/1969	Active	40	4	2	2	5.26%	38	30	0		2	P,S,T,M,VP SC	9											
129794	Seberi Centenario	01/18/2017	Active(1)	56	15	14	1	1.82%	55	5	0			P,S,T,M,VP SC	4											
30959	TRES DE MAIO	06/23/1975	Active	70	8	5	3	4.48%	67	6	0			P,S,T,M,VP SC	8		\$174.02									
	Exc Award (06/30/2021, 06/30/2022)																									
16875	TRES PASSOS	04/28/1960	Active(1)	25	1	5	-4	-13.79%	29	6	0		3	P,S,T,M,VP SC	3											
16874	TRES PASSOS TUCUMA	01/27/1972	Active	73	1	2	-1	-1.35%	74	1	0			P,S,T,M,VP SC	8		\$999.98									
	Exc Award (06/30/2017, 06/30/2023, 06/30/20)																									
37122	TUCUNDUVA	05/21/1979	Active	44	2	0	2	4.76%	42		0			P,S,T,M,VP SC	10		\$7.30									
	Exc Award (06/30/2021)																									
16877	TUPARENDI	06/04/1962	Active	39	6	0	6	18.18%	33		0			P,S,T,M,VP SC	1		\$60.00									
	Exc Award (06/30/2024)																									
16876	URUGUAIANA	05/10/1961	Active	29	2	1	1	3.57%	28	35	1		2	P,S,T,M,VP SC	1		\$20.00									
	Exc Award (06/30/2018)																									
47388	URUGUAIANA TRES FRONTEIRAS	05/28/1987	Active	50	13	13	0	0.00%	50	3	0			P,S,T,M,VP SC	0		\$2,070.22									
	Exc Award (06/30/2022)																									
Current Total Clubs Count	YTD New Clubs Count	YTD Cancelled Clubs Count	YTD Net Club Gain	Current Total Members Count	YTD Add	YTD Drop	YTD Net Growth	YTD Net Growth %	Member Count 12 Months Ago	Average Member Count Per Club	% of Clubs with less than 20 members	% No MMR in 3 Months	% No Officer Report in 12 Months	% of Clubs with balance 90+ days	Number of Clubs in Status Quo	% Status Quo Clubs in Financial Suspension	Number of Cancelled Clubs	Average Cancelled Club Age	Members Lost Due to Cancellation	% of Clubs Cancelled for Non-Financial Reasons						
59	1	1	0	2,301	308	332	-24	-1.03%	2,325	39	14%	12%	0%	2%	0	0%	1	39	7	100%						

* - P - Priority Club. Cancellation Reasons: 1-Objectives/conduct, 2-Non-active club, 5-Non-existing club, 6-Disbanding, 7-Merger, 8-Financial Suspension, 9-District/Multiple District Dues.

** - Abbreviation: P-President, S-Secretary, T-Treasurer, M-Member Chairperson, VP-First Vice President, MC-Communications Chairperson, SC-Service Chairperson

*** - Abbreviation: N/R - Never reported using the Lions Clubs website, N/A - Not applicable, No password registered for the Lions Clubs website.

**** - Abbreviation: N - New, IP - Immediate Past, R - Repeat.



Club Health Assessment for District LD 5 through June 2025

			Status	Membership							Reports					Finance		LCIF
Club Number	Club Name	Charter Date		Current Member Count	YTD Members Added	YTD Members Dropped	YTD Net Growth	YTD Net Growth%	Member Count 12 Months Ago	Avg. length of service for dropped members	Months Since Last MMR ***	Yrs. Since Last Officer Report	President Rotation	Vice President Reported ****	Months Since Last Activity Report ***	Account Balance	Donations for current Fiscal Year	
			Number of times on status quo within last two years	If below 15 members appears				If net loss is greater than 20% appears			If no report in 3 months appears in	When more than one year appears in	Number of repeat terms	Notes the officers that do not have an active	If no report at 12 months appears in red			
Clubs less than two years old																		
158003	Ibirama Centro	04/22/2024	Active	19	0	2	-2	-9.52%	21	1	0			P,S,T,M,VP SC	1			
182937	Porto Belo Causa Autismo	06/19/2025	Newly Chartered	25	25	0	25	100.00%	0		0			P,S,T,M,VP SC	N/A			
183118	Santa Terezinha Causa Médio Ambiente	06/26/2025	Newly Chartered	20	20	0	20	100.00%	0		0			P,S,T,M,VP SC	N/R			
Clubs more than two years old																		
37825	ARAQUARI	12/20/1979	Active	48	6	1	5	11.63%	43	15	8		None	P,S,T,M,VP SC	0			
Exc Award (06/30/2016, 06/30/2017, 06/30/20)																		
16879	BALNEARIO CAMBORIU CENTRO	10/01/1971	Active	81	10	6	4	5.19%	77	14	0			P,S,T,M,VP SC	0		\$2,000.15	
Exc Award (06/30/2017, 06/30/2018, 06/30/20)																		
57103	BALNEARIO CAMBORIU CL GOV CE G	06/23/1995	Active	18	4	4	0	0.00%	18	8	0		2	P,S,T,M,VP SC	0			
Exc Award (06/30/2017, 06/30/2024)																		
141609	Balneario Camboriu Helen Keller	06/18/2020	Active	43	13	13	0	0.00%	43	3	0			P,S,T,M,VP SC	0			
Exc Award (06/30/2023)																		
37163	BALNEARIO CAMBORIU LEAO DO MAR	05/31/1979	Active	8	0	8	-8	-50.00%	16	2	0		2	P,S,T,M,VP SC	1			
49732	BALNEARIO CAMBURIU BARRA SUL	06/30/1989	Active	32	0	0	0	0.00%	32		12			P,S,T,M,VP SC	0		\$1,000.00	
Exc Award (06/30/2017, 06/30/2019, 06/30/20)																		
115356	BARRA VELHA SÃO JOÃO DO ITAPERIÚ	10/26/2011	Active	18	1	0	1	5.88%	17		1			P,S,T,M,VP SC	4			
16881	BLUMENAU CIDADE JARDIM	01/11/1971	Active	17	8	7	1	6.25%	16	10	0			P,S,T,M,VP SC	0			
37123	BLUMENAU DOUTOR BLUMENAU	05/21/1979	Active	31	5	9	-4	-11.43%	35	5	0			P,S,T,M,VP SC	0			
Exc Award (06/30/2016, 06/30/2017, 06/30/20)																		
34648	BLUMENAU GARCIA	11/17/1977	Active	16	0	0	0	0.00%	16		1		3	P,S,T,M,VP SC	1			
Exc Award (06/30/2016, 06/30/2017)																		
122179	Blumenau Integração	05/12/2014	Active	42	2	14	-12	-22.22%	54	2	0		None	P,S,T,M,VP SC	1		\$1,001.74	
Exc Award (06/30/2016, 06/30/2017, 06/30/20)																		
16882	BLUMENAU SUL	12/14/1962	Active	8	0	0	0	0.00%	8		1		2	P,S,T,M,VP SC	1			



Club Health Assessment for District LD 5 through June 2025

			Status	Membership							Reports					Finance	LCIF
Club Number	Club Name	Charter Date		Current Member Count	YTD Members Added	YTD Members Dropped	YTD Net Growth	YTD Net Growth%	Member Count 12 Months Ago	Avg. length of service for dropped members	Months Since Last MMR ***	Yrs. Since Last Officer Report	President Rotation	Vice President Reported ****	Months Since Last Activity Report ***	Account Balance	Donations for current Fiscal Year
			Number of times on status quo within last two years	If below 15 members appears					If net loss is greater than 20% appears			If no report in 3 months appears in	When more than one year appears in	Number of repeat terms	Notes the officers that do not have an active	If no report at 12 months appears in red	
Exc Award (06/30/2019)																	
148580	Bombinhas - Autismo	10/11/2021	Active	23	6	4	2	9.52%	21	1	0			P,S,T,M,VP SC	0		
Exc Award (06/30/2023)																	
16884	BRUSQUE BERCO DA FIACAO	11/27/1972	Active	18	3	8	-5	-21.74%	23	11	0			P,S,T,M,VP SC	0		\$70.00
Exc Award (06/30/2018)																	
16883	BRUSQUE CENTRO	01/18/1954	Active	19	2	3	-1	-5.00%	20	22	0			P,S,T,M,VP SC	0		
Exc Award (06/30/2019)																	
119735	Camboriu	06/21/2013	Active	18	5	1	4	28.57%	14	3	0			P,S,T,M,VP SC	0		\$1,100.82
149346	Canoinhas Amor a Vida	01/06/2022	Active(3)	14	12	6	6	75.00%	8	3	0		None	P,S,T,M,VP SC	N/R		
45327	CANOINHAS OURO VERDE	08/29/1985	Active	30	2	9	-7	-18.92%	37	11	0		4	P,S,T,M,VP SC	1		
Exc Award (06/30/2016, 06/30/2018, 06/30/20)																	
48103	CIDADE DE JOINVILLE	02/04/1988	Active	21	0	4	-4	-16.00%	25	5	0			P,S,T,M,VP SC	0		\$16.04
Exc Award (06/30/2016, 06/30/2019)																	
16887	CORUPA	10/21/1967	Active	45	2	3	-1	-2.17%	46	20	0			P,S,T,M,VP SC	0		\$1,000.00
Exc Award (06/30/2016, 06/30/2017, 06/30/20)																	
16893	GASPAR	11/06/1961	Active	19	6	3	3	18.75%	16	22	0		2	P,S,T,M,VP SC	0		\$18.84
Exc Award (06/30/2016, 06/30/2017)																	
154715	Indaial Vitória Régia	06/14/2023	Active	22	9	1	8	57.14%	14	2	0			P,S,T,M,VP SC	1		
36385	ITAIOPOLIS	12/26/1978	Active	33	5	13	-8	-19.51%	41	2	0			P,S,T,M,VP SC	0		
16896	ITAJAI	05/15/1953	Active	22	3	8	-5	-18.52%	27	7	0			P,S,T,M,VP SC	0		\$1,023.24
Exc Award (06/30/2019)																	
149746	Itajaí Aliança	02/07/2022	Active	20	7	5	2	11.11%	18	1	1			P,S,T,M,VP SC	6		
32092	ITAJAI PRAIA	04/07/1976	Active	36	6	4	2	5.88%	34	14	0			P,S,T,M,VP SC	0		
Exc Award (06/30/2016)																	
16895	ITAJAI SUL	02/01/1969	Active	21	8	2	6	40.00%	15	1	2		2	P,S,T,M,VP SC	3		\$1,003.21
16897	ITAJAI VERDE VALE	03/29/1972	Active	25	6	2	4	19.05%	21	16	1		2	P,S,T,M,VP SC	0		\$1,000.00
Exc Award (06/30/2018, 06/30/2024)																	
56456	ITAPEMA	01/18/1995	Active	29	8	17	-9	-23.68%	38	5	0			P,S,T,M,VP SC	0		\$37.68



Club Health Assessment for District LD 5 through June 2025

			Status	Membership							Reports					Finance		LCIF	
Club Number	Club Name	Charter Date		Current Member Count	YTD Members Added	YTD Members Dropped	YTD Net Growth	YTD Net Growth%	Member Count 12 Months Ago	Avg. length of service for dropped members	Months Since Last MMR ***	Yrs. Since Last Officer Report	President Rotation	Vice President Reported ****	Months Since Last Activity Report ***	Account Balance	Donations for current Fiscal Year		
			Number of times on status quo within last two years	If below 15 members appears					If net loss is greater than 20% appears			If no report in 3 months appears in	When more than one year appears in	Number of repeat terms	Notes the officers that do not have an active	If no report at 12 months appears in red			
Exc Award (06/30/2017)																			
16899	JARAGUA DO SUL	02/10/1962	Active	13	6	1	5	62.50%	8	2	0			P,S,T,M,VP SC	5	90+ Days	\$1,000.95		
131224	Joinville Iririu	06/20/2017	Active	20	3	3	0	0.00%	20	5	0			P,S,T,M,VP SC	0				
57450	MAFRA CENTRO	10/24/1995	Active(1)	21	21	1	20	2000.00%	1	2	0		None	P,S,T,M,VP SC	17				
Exc Award (06/30/2018)																			
140870	Mafra Flora Animal	02/24/2020	Active(3)	16	6	0	6	60.00%	10		0		2	P,S,T,M,VP SC	N/A				
38307	MAFRA PEROLA DO PLANALTO	04/01/1980	Active	24	7	5	2	9.09%	22	2	0			P,S,T,M,VP SC	0				
Exc Award (06/30/2016, 06/30/2017, 06/30/2018)																			
136264	Monte Castelo Sustentabilidade Social	09/04/2018	Active(3)	25	10	0	10	66.67%	15		0			P,S,T,M,VP SC	1				
59748	NAVEGANTES	06/25/1997	Active	55	1	1	0	0.00%	55	8	3			P,S,T,M,VP SC	1		\$2,212.48		
Exc Award (06/30/2024)																			
16906	PRESIDENTE GETULIO	06/23/1962	Active	20	0	1	-1	-4.76%	21	43	5		5	P,S,T,M,VP SC	0				
Exc Award (06/30/2018, 06/30/2019)																			
16908	RIO DO SUL BELA ALIANCA	11/01/1971	Active	48	13	6	7	17.07%	41	2	0			P,S,T,M,VP SC	0		\$1,000.00		
Exc Award (06/30/2016, 06/30/2017, 06/30/2018)																			
37340	RIO NEGRINHO	06/25/1979	Active	60	10	1	9	17.65%	51	37	0			P,S,T,M,VP SC	0		\$1,984.91		
Exc Award (06/30/2016, 06/30/2023)																			
16910	SAO BENTO DO SUL	05/27/1967	Active	44	7	6	1	2.33%	43	11	0		3	P,S,T,M,VP SC	0				
Exc Award (06/30/2016, 06/30/2019)																			
16911	SAO FRANCISCO DO SUL	04/10/1954	Active	36	1	10	-9	-20.00%	45	20	0		None	P,S,T,M,VP SC	0		\$2,074.01		
Exc Award (06/30/2016, 06/30/2022)																			
16913	TAIO	06/15/1969	Active	28	0	0	0	0.00%	28		16			P,S,T,M,VP SC	1		\$14.61		
Exc Award (06/30/2016, 06/30/2018)																			
16914	TIJUCAS	08/15/1956	Active	41	3	8	-5	-10.87%	46	3	0			P,S,T,M,VP SC	0	90+ Days			
16915	TIMBO	06/18/1966	Active	30	4	0	4	15.38%	26		0			P,S,T,M,VP SC	2		\$1,000.04		
Exc Award (06/30/2017)																			
128007	Tres Barras	06/20/2016	Active	26	7	6	1	4.00%	25	8	0		2	P,S,T,M,VP SC	0		\$1,001.37		
Exc Award (06/30/2017, 06/30/2022)																			



Club Health Assessment for District LD 5 through June 2025

			Status								Membership					Reports				Finance		LCIF
Club Number	Club Name	Charter Date		Current Member Count	YTD Members Added	YTD Members Dropped	YTD Net Growth	YTD Net Growth%	Member Count 12 Months Ago	Avg. length of service for dropped members	Months Since Last MMR ***	Yrs. Since Last Officer Report	President Rotation	Vice President Reported ****	Months Since Last Activity Report ***	Account Balance	Donations for current Fiscal Year					
			Number of times on status quo within last two years	If below 15 members appears				If net loss is greater than 20% appears			If no report in 3 months appears in	When more than one year appears in	Number of repeat terms	Notes the officers that do not have an active	If no report at 12 months appears in red							
125241	UNC Campus Canoinhas Exc Award (06/30/2016)	06/23/2015	P- Active(1)	25	16	5	11	78.57%	14	2	0		2	P,S,T,M,VP SC	0	90+ Days						
Current Total Clubs Count	YTD New Clubs Count	YTD Cancelled Clubs Count	YTD Net Club Gain	Current Total Members Count	YTD Add	YTD Drop	YTD Net Growth	YTD Net Growth %	Member Count 12 Months Ago	Average Member Count Per Club	% of Clubs with less than 20 members	% No MMR in 3 Months	% No Officer Report in 12 Months	% of Clubs with balance 90+ days	Number of Clubs in Status Quo	% Status Quo Clubs in Financial Suspension	Number of Cancelled Clubs	Average Cancelled Club Age	Members Lost Due to Cancellation	% of Clubs Cancelled for Non-Financial Reasons		
49	2	0	2	1,373	299	211	88	6.85%	1,285	28	29%	10%	0%	6%	0	0%	0	0	0	0%		

* - P - Priority Club. Cancellation Reasons: 1-Objectives/conduct, 2-Non-active club, 5-Non-existing club, 6-Disbanding, 7-Merger, 8-Financial Suspension, 9-District/Multiple District Dues.

** - Abbreviation: P-President, S-Secretary, T-Treasurer, M-Member Chairperson, VP-First Vice President, MC-Communications Chairperson, SC-Service Chairperson

*** - Abbreviation: N/R - Never reported using the Lions Clubs website, N/A - Not applicable, No password registered for the Lions Clubs website.

**** - Abbreviation: N - New, IP - Immediate Past, R - Repeat.




Club Health Assessment for District LD 6 through June 2025

			Status	Membership							Reports					Finance		LCIF
Club Number	Club Name	Charter Date		Current Member Count	YTD Members Added	YTD Members Dropped	YTD Net Growth	YTD Net Growth%	Member Count 12 Months Ago	Avg. length of service for dropped members	Months Since Last MMR ***	Yrs. Since Last Officer Report	President Rotation	Vice President Reported ****	Months Since Last Activity Report ***	Account Balance	Donations for current Fiscal Year	
			Number of times on status quo within last two years	If below 15 members appears					If net loss is greater than 20% appears			If no report in 3 months appears in	When more than one year appears in	Number of repeat terms	Notes the officers that do not have an active	If no report at 12 months appears in red		
Clubs less than two years old																		
171879	Itambe	05/30/2024	Active	29	3	1	2	7.41%	31	0	0		2	P,S,T,M,VP SC	0			
Clubs more than two years old																		
37829	ALTO PARANA	12/12/1979	Cancelled(8*)	0	0	12	-12	-100.00%	12	15	6	1	None	P,S,T,M,VP SC	13	90+ Days		
31940	ALTONIA	03/29/1976	Active	26	2	2	0	0.00%	26	1	4			P,S,T,M,VP SC	11			
17457	APUCARANA	07/17/1955	Active(1)	22	0	0	0	0.00%	22		12			P,S,T,M,VP SC	1			
57505	APUCARANA VITORIA REGIA	11/30/1995	Active	21	2	1	1	5.00%	20	6	0			P,S,T,M,VP SC	0			
Exc Award (06/30/2017)																		
17458	ARAPONGAS	10/24/1957	Active	59	23	8	15	34.09%	44	10	2			P,S,T,M,VP SC	1		\$960.00	
Exc Award (06/30/2023)																		
31150	ASTORGA	08/29/1975	Active	8	0	0	0	0.00%	8		14		2	P,S,T,M,VP SC	18			
17459	BANDEIRANTES	06/29/1961	Active	23	3	4	-1	-4.17%	24	8	0		2	P,S,T,M,VP SC	9			
34582	BANDEIRANTES IARA	10/25/1977	Cancelled(8*)	0	0	16	-16	-100.00%	16	23	6		None	P,S,T,M,VP SC	20	90+ Days		
17460	CAMBARA	04/03/1954	Active	53	5	7	-2	-3.64%	55	6	1			P,S,T,M,VP SC	4		\$1,047.09	
Exc Award (06/30/2023)																		
17462	CAMBE	05/01/1961	Active(1)	9	0	2	-2	-18.18%	11	4	0		None	P,S,T,M,VP SC	1			
43629	CAMBE ALIANCA	03/12/1984	Active	17	2	0	2	13.33%	15		3			P,S,T,M,VP SC	1		\$1,000.00	
17461	CAMPO MOURAO	11/24/1967	Active	61	10	4	6	10.91%	55	8	0			P,S,T,M,VP SC	0			
17464	CIANORTE	05/01/1963	Active(1)	27	6	10	-4	-12.90%	31	5	0		2	P,S,T,M,VP SC	0			
125952	Cianorte Sem Fronteira	10/14/2015	Cancelled(6*)	0	0	3	-3	-100.00%	3	7	6	1	None	P,S,T,M,VP SC	21			
17466	CIDADE GAUCHA	09/03/1966	Active	45	4	0	4	9.76%	41		1			P,S,T,M,VP SC	1			
17467	COLORADO	06/06/1970	Active(2)	1	0	0	0	0.00%	1		14		4	P,S,T,M,VP SC	24+			
17463	CORNELIO PROCOPIO	11/07/1954	Active	33	1	13	-12	-26.67%	45	6	0			P,S,T,M,VP SC	0			
Exc Award (06/30/2023)																		
17465	CRUZEIRO DO OESTE	11/09/1955	Active	57	9	7	2	3.64%	55	6	0			P,S,T,M,VP SC	1			
29537	IPORA	06/28/1974	Active	50	5	1	4	8.70%	46	1	0			P,S,T,M,VP SC	1			



Club Health Assessment for District LD 6 through June 2025

			Status	Membership							Reports					Finance		LCIF
Club Number	Club Name	Charter Date		Current Member Count	YTD Members Added	YTD Members Dropped	YTD Net Growth	YTD Net Growth%	Member Count 12 Months Ago	Avg. length of service for dropped members	Months Since Last MMR ***	Yrs. Since Last Officer Report	President Rotation	Vice President Reported ****	Months Since Last Activity Report ***	Account Balance	Donations for current Fiscal Year	
			Number of times on status quo within last two years	If below 15 members appears				If net loss is greater than 20% appears			If no report in 3 months appears in	When more than one year appears in	Number of repeat terms	Notes the officers that do not have an active	If no report at 12 months appears in red			
Exc Award (06/30/2023)																		
38462	IVAIPORA	05/01/1980	Active	5	0	0	0	0.00%	5		14		15	P,S,T,M,VP SC	3			
117275	JACAREZINHO SOLIDARIO	06/21/2012	Cancelled(8*)	0	0	3	-3	-100.00%	3	11	6		None	P,S,T,M,VP SC	N/R	90+ Days		
63235	JANDAIA DO SUL	05/30/2000	Active	20	0	10	-10	-33.33%	30	15	6		2	P,S,T,M,VP SC	20			
17476	LONDRINA CENTRO	10/30/1954	Active	18	0	1	-1	-5.26%	19	9	0		6	P,S,T,M,VP SC	0			
17477	LONDRINA IGAPO	05/26/1969	Active(1)	17	0	12	-12	-41.38%	29	4	1			P,S,T,M,VP SC	1			
31348	LONDRINA INDEPENDENCIA	11/18/1975	Active(1)	15	0	8	-8	-34.78%	23	13	0		2	P,S,T,M,VP SC	0			
Exc Award (06/30/2017)																		
17480	MANDAGUARI	03/16/1970	Active	50	10	5	5	11.11%	45	4	0			P,S,T,M,VP SC	9		\$1,000.00	
121145	Marialva Instituto Vicentinos	01/15/2014	Active(2)	18	6	1	5	38.46%	13	4	0		None	P,S,T,M,VP SC	2			
17481	MARINGA	04/16/1955	Active	23	2	5	-3	-11.54%	26	10	1			P,S,T,M,VP SC	0		\$2,020.00	
Exc Award (06/30/2023)																		
34104	MARINGA CATEDRAL	06/21/1977	Active	13	5	4	1	8.33%	12	22	0		4	P,S,T,M,VP SC	8			
32224	MARINGA CIDADE CANCAO	05/12/1976	Active	43	6	22	-16	-27.12%	59	5	0			P,S,T,M,VP SC	0		\$1,000.00	
57506	MARINGA CRISTAL	11/27/1995	Active	19	2	2	0	0.00%	19	11	4			P,S,T,M,VP SC	7	90+ Days		
78131	MARINGA HELEN KELLER	01/26/2004	Active	20	0	5	-5	-20.00%	25	10	2		16	P,S,T,M,VP SC	4			
63218	MARINGA PIONEIROS	05/24/2000	Active	17	0	5	-5	-22.73%	22	9	0			P,S,T,M,VP SC	0			
17482	NOVA ESPERANCA	11/07/1970	Cancelled(8*)	0	0	15	-15	-100.00%	15	9	19	4	None	P,S,T,M,VP SC	24+	90+ Days		
17484	PARANAVAI	09/14/1963	Active	13	1	1	0	0.00%	13	0	7			P,S,T,M,VP SC	0			
41514	PEABIRU	06/23/1982	Active	46	0	0	0	0.00%	46		1			P,S,T,M,VP SC	0			
29538	PEROLA	06/28/1974	Active	56	2	17	-15	-21.13%	71	3	0			P,S,T,M,VP SC	1			
Exc Award (06/30/2023)																		
108603	RIBEIRÃO DO PINHAL	06/15/2010	Active(1)	10	0	2	-2	-16.67%	12	5	3		None	P,S,T,M,VP SC	18			
Exc Award (06/30/2018)																		
17488	ROLANDIA	09/10/1956	Active	49	2	5	-3	-5.77%	54	3	0			P,S,T,M,VP SC	0		\$980.95	
Exc Award (06/30/2017, 06/30/2018)																		
38463	SANTA FE	05/29/1980	Active	30	6	3	3	11.11%	27	17	2			P,S,T,M,VP SC	0			



Club Health Assessment for District LD 6 through June 2025

Club NumberClub NameCharter Date			Status	Membership							Reports					Finance		LCIF		
				Current Member Count	YTD Members Added	YTD Members Dropped	YTD Net Growth	YTD Net Growth%	Member Count 12 Months Ago	Avg. length of service for dropped members	Months Since Last MMR ***	Yrs. Since Last Officer Report	President Rotation	Vice President Reported ****	Months Since Last Activity Report ***	Account Balance	Donations for current Fiscal Year			
			Number of times on status quo within last two years	If below 15 members appears					If net loss is greater than 20% appears			If no report in 3 months appears in	When more than one year appears in	Number of repeat terms	Notes the officers that do not have an active	If no report at 12 months appears in red				
17490	SANTA MARIANA	12/09/1961	Active	25	2	0	2	8.70%	23		8		None	P,S,T,M,VP SC	8					
17492	SANTO ANTONIO DA PLATINA	06/15/1954	Active	18	1	3	-2	-10.00%	20	4	2			P,S,T,M,VP SC	2					
40365	SERTANOPOLIS	09/03/1981	Active	23	3	1	2	9.52%	21	9	0			P,S,T,M,VP SC	0					
17495	TERRA BOA	03/27/1965	Active	26	2	0	2	8.33%	24		0			P,S,T,M,VP SC	0					
17498	UMUARAMA	04/21/1964	Active	39	2	0	2	5.41%	37		2			P,S,T,M,VP SC	1					
Current Total Clubs Count	YTD New Clubs Count	YTD Cancelled Clubs Count	YTD Net Club Gain	Current Total Members Count	YTD Add	YTD Drop	YTD Net Growth	YTD Net Growth %	Member Count 12 Months Ago	Average Member Count Per Club	% of Clubs with less than 20 members	% No MMR in 3 Months	% No Officer Report in 12 Months	% of Clubs with balance 90+ days	Number of Clubs in Status Quo	% Status Quo Clubs in Financial Suspension	Number of Cancelled Clubs	Average Cancelled Club Age	Members Lost Due to Cancellation	% of Clubs Cancelled for Non-Financial Reasons
41	0	5	-5	1,154	127	221	-94	-7.53%	1,254	28	37%	27%	0%	2%	0	0%	5	34	49	20%

* - P - Priority Club. Cancellation Reasons: 1-Objectives/conduct, 2-Non-active club, 5-Non-existing club, 6-Disbanding, 7-Merger, 8-Financial Suspension, 9-District/Multiple District Dues.

** - Abbreviation: P-President, S-Secretary, T-Treasurer, M-Member Chairperson, VP-First Vice President, MC-Communications Chairperson, SC-Service Chairperson

*** - Abbreviation: N/R - Never reported using the Lions Clubs website, N/A - Not applicable, No password registered for the Lions Clubs website.

**** - Abbreviation: N - New, IP - Immediate Past, R - Repeat.



Club Health Assessment for District LD 7 through June 2025

			Status	Membership							Reports					Finance		LCIF
Club Number	Club Name	Charter Date		Current Member Count	YTD Members Added	YTD Members Dropped	YTD Net Growth	YTD Net Growth%	Member Count 12 Months Ago	Avg. length of service for dropped members	Months Since Last MMR ***	Yrs. Since Last Officer Report	President Rotation	Vice President Reported ****	Months Since Last Activity Report ***	Account Balance	Donations for current Fiscal Year	
			Number of times on status quo within last two years	If below 15 members appears				If net loss is greater than 20% appears			If no report in 3 months appears in	When more than one year appears in	Number of repeat terms	Notes the officers that do not have an active	If no report at 12 months appears in red			
Clubs less than two years old																		
171726	Aratiba	05/29/2024	Active	27	10	3	7	35.00%	20	1	0		2	P,S,T,M,VP SC	1	90+ Days		
182115	Ibiacá	05/20/2025	Newly Chartered	23	23	0	23	100.00%	0		1			P,S,T,M,VP SC	N/R			
181866	Pinhal da Serra	04/22/2025	Newly Chartered	21	21	0	21	100.00%	0		2			P,S,T,M,VP SC	N/R			
182635	Pontão	06/06/2025	Newly Chartered	28	28	0	28	100.00%	0		0			P,S,T,M,VP SC	N/R			
158113	São José do Ouro - Cidade do Ouro	05/16/2024	Active	25	2	7	-5	-16.67%	30	1	0		2	P,S,T,M,VP SC	1		\$1,020.74	
172016	Sertão Renascer	06/24/2024	Active	27	7	0	7	35.00%	20		1		2	P,S,T,M,VP SC	7			
181842	Três Arroios	04/16/2025	Newly Chartered	24	24	0	24	100.00%	0		0			P,S,T,M,VP SC	N/A			
Clubs more than two years old																		
34290	ANTONIO PRADO	06/29/1977	Active	48	4	1	3	6.67%	45	2	1			P,S,T,M,VP SC	0		\$287.04	
33706	ARVOREZINHA	04/26/1977	Active(1)	27	5	2	3	12.50%	24	5	0		3	P,S,T,M,VP SC	0		\$20.00	
35756	BARRACAO	06/14/1978	Active	61	10	3	7	12.96%	54	7	0			P,S,T,M,VP SC	2			
60117	BENTO GONCALVES CIDADE DO VINHO Exc Award (06/30/2023)	12/03/1997	Active	17	0	2	-2	-10.53%	19	1	1			P,S,T,M,VP SC	1		\$2,455.49	
60216	BENTO GONCALVES FEMINA INTEGRACAO Exc Award (06/30/2023)	12/30/1997	Active	24	2	2	0	0.00%	24	1	0		2	P,S,T,M,VP SC	0		\$100.00	
17501	BENTO GONCALVES INDUSTRIAL	03/16/1970	Active	19	7	0	7	58.33%	12		0			P,S,T,M,VP SC	8		\$82.55	
61338	BOM JESUS	12/09/1998	Active	19	6	0	6	46.15%	13		1		2	P,S,T,M,VP SC	2			
43154	CACIQUE DOBLE	11/14/1983	Active	40	3	0	3	8.11%	37		4		2	P,S,T,M,VP SC	0		\$18.92	
17507	CARAZINHO CENTRO Exc Award (06/30/2016, 06/30/2017)	10/29/1959	Active	23	3	4	-1	-4.17%	24	7	1			P,S,T,M,VP SC	0		\$1,057.91	
17503	CARAZINHO GLORIA Exc Award (06/30/2017, 06/30/2023)	06/26/1966	Active	53	5	0	5	10.42%	48		7			P,S,T,M,VP SC	0		\$4,000.15	



Club Health Assessment for District LD 7 through June 2025

			Status	Membership							Reports					Finance	LCIF
Club Number	Club Name	Charter Date		Current Member Count	YTD Members Added	YTD Members Dropped	YTD Net Growth	YTD Net Growth%	Member Count 12 Months Ago	Avg. length of service for dropped members	Months Since Last MMR ***	Yrs. Since Last Officer Report	President Rotation	Vice President Reported ****	Months Since Last Activity Report ***	Account Balance	Donations for current Fiscal Year
			Number of times on status quo within last two years	If below 15 members appears				If net loss is greater than 20% appears			If no report in 3 months appears in	When more than one year appears in	Number of repeat terms	Notes the officers that do not have an active	If no report at 12 months red		
50705	CARAZINHO INDUSTRIAL	06/25/1990	Active	37	5	4	1	2.78%	36	3	1		2	P,S,T,M,VP SC	0		\$1,022.98
Exc Award (06/30/2017)																	
17505	CARLOS BARBOSA	06/26/1965	Active	34	4	2	2	6.25%	32	3	0			P,S,T,M,VP SC	0		\$1,057.89
Exc Award (06/30/2023)																	
34106	CASCA	06/21/1977	Active	52	9	1	8	18.18%	44	7	0			P,S,T,M,VP SC	8		\$483.56
Exc Award (06/30/2023)																	
17509	CAXIAS DO SUL 1875	12/06/1960	Active	25	5	4	1	4.17%	24	29	1			P,S,T,M,VP SC	0		\$1,100.03
Exc Award (06/30/2023)																	
108517	CAXIAS DO SUL EDUCACÃO E CULTURA	05/28/2010	Active	20	3	1	2	11.11%	18	12	0			P,S,T,M,VP SC	2		\$1,007.13
77305	CAXIAS DO SUL FORQUETA	06/25/2003	Active	21	1	0	1	5.00%	20		1			P,S,T,M,VP SC	0		\$1,192.83
Exc Award (06/30/2017, 06/30/2018)																	
17504	CAXIAS DO SUL SAO PELEGRINO	03/31/1968	Active	20	5	3	2	11.11%	18	41	0		2	P,S,T,M,VP SC	7		\$1,060.78
17510	CONSTANTINA	06/29/1968	Active	68	31	3	28	70.00%	40	10	0			P,S,T,M,VP SC	1		\$1,487.55
Exc Award (06/30/2023)																	
17511	COTIPORA	09/01/1971	Active	27	4	0	4	17.39%	23		2			P,S,T,M,VP SC	0		\$126.07
Exc Award (06/30/2016, 06/30/2018, 06/30/2020)																	
131316	Coxilha Centenario	06/20/2017	Active	28	9	0	9	47.37%	19		0			P,S,T,M,VP SC	1		\$117.81
17515	ERECHIM CINQUENTENARI	04/04/1968	Active	57	9	0	9	18.75%	48		0			P,S,T,M,VP SC	0		\$2,279.02
Exc Award (06/30/2023)																	
41350	ERVAL GRANDE	05/25/1982	Active	31	1	0	1	3.33%	30		1			P,S,T,M,VP SC	9		
47425	ESMERALDA	06/09/1987	Active	25	7	0	7	38.89%	18		0			P,S,T,M,VP SC	2		
17512	ESPUMOSO	04/05/1964	Active	52	5	3	2	4.00%	50	1	0			P,S,T,M,VP SC	0		\$1,096.02
139640	Fagundes Varela	10/24/2019	Active	33	12	3	9	37.50%	24	0	6		None	P,S,T,M,VP SC	0		\$1,000.00
17514	FARROUPILHA	08/05/1960	Active	42	8	7	1	2.44%	41	6	0			P,S,T,M,VP SC	0		\$428.69
42804	FARROUPILHA IMIGRANTE	06/29/1983	Active	23	4	4	0	0.00%	23	19	0			P,S,T,M,VP SC	0		\$1,000.10
17516	FLORES DA CUNHA	05/06/1960	Active	85	13	1	12	16.44%	73	12	1			P,S,T,M,VP SC	0		\$8,030.81
Exc Award (06/30/2023)																	



Club Health Assessment for District LD 7 through June 2025

			Status	Membership							Reports					Finance	LCIF	
Club Number	Club Name	Charter Date		Current Member Count	YTD Members Added	YTD Members Dropped	YTD Net Growth	YTD Net Growth%	Member Count 12 Months Ago	Avg. length of service for dropped members	Months Since Last MMR ***	Yrs. Since Last Officer Report	President Rotation	Vice President Reported ****	Months Since Last Activity Report ***	Account Balance	Donations for current Fiscal Year	
			Number of times on status quo within last two years	If below 15 members appears					If net loss is greater than 20% appears			If no report in 3 months appears in	When more than one year appears in	Number of repeat terms	Notes the officers that do not have an active	If no report at 12 months appears in red		
37832	FONTOURA XAVIER	12/26/1979	Active	19	0	0	0	0.00%	19		15		3	P,S,T,M,VP SC	22			
17517	GARIBALDI	08/29/1959	Active	35	6	2	4	12.90%	31	8	1			P,S,T,M,VP SC	0		\$1,217.12	
35757	GAURAMA	06/26/1978	Active	28	4	6	-2	-6.67%	30	19	1			P,S,T,M,VP SC	0		\$5.16	
Exc Award (06/30/2016, 06/30/2017, 06/30/20																		
43495	GETULIO VARGAS CENTRO	02/10/1984	Active	27	6	0	6	28.57%	21		0		2	P,S,T,M,VP SC	5		\$2,939.38	
Exc Award (06/30/2023)																		
17520	GUAPORE	05/11/1960	Active	50	15	5	10	25.00%	40	4	0			P,S,T,M,VP SC	1		\$334.89	
29857	IBIRAIARAS	10/08/1974	Active	46	7	3	4	9.52%	42	22	0			P,S,T,M,VP SC	0		\$154.46	
63220	ILOPOLIS	05/24/2000	Active	29	3	0	3	11.54%	26		2			P,S,T,M,VP SC	9		\$1,039.27	
Exc Award (06/30/2024)																		
105605	JAQUIRANA	06/15/2009	Active	26	5	0	5	23.81%	21		2		2	P,S,T,M,VP SC	0		\$53.65	
17521	LAGOA VERMELHA	06/27/1966	Active	37	1	1	0	0.00%	37	6	1		2	P,S,T,M,VP SC	0		\$122.22	
Exc Award (06/30/2023)																		
119546	Lagoa Vermelha Azaleias	06/05/2013	Active	18	4	2	2	12.50%	16	4	0			P,S,T,M,VP SC	11		\$69.26	
146063	LAGOA VERMELHA MELVIN JONES	05/20/2021	Active	29	3	3	0	0.00%	29	2	2			P,S,T,M,VP SC	1		\$19.12	
59571	MACHADINHO	05/20/1997	Active	26	3	1	2	8.33%	24	0	1			P,S,T,M,VP SC	8			
17522	MARAU	10/14/1960	Active	66	9	5	4	6.45%	62	19	0			P,S,T,M,VP SC	1		\$1,095.82	
17523	NAO ME TOQUE	09/03/1960	Active	30	3	3	0	0.00%	30	8	0			P,S,T,M,VP SC	2		\$1,148.87	
45128	NONOAI	06/25/1985	Active	61	15	13	2	3.39%	59	3	0			P,S,T,M,VP SC	1		\$2,191.84	
Exc Award (06/30/2016, 06/30/2017, 06/30/20																		
32807	NOVA BASSANO	10/12/1976	Active	30	5	2	3	11.11%	27	34	1			P,S,T,M,VP SC	1		\$1,448.23	
Exc Award (06/30/2016)																		
17525	NOVA PRATA	04/26/1959	Active	27	8	9	-1	-3.57%	28	2	0			P,S,T,M,VP SC	1		\$251.68	
37432	PAIM FILHO	07/02/1979	Active	19	0	6	-6	-24.00%	25	5	11		2	P,S,T,M,VP SC	10			
56909	PARAI	05/16/1995	Active	29	4	0	4	16.00%	25		1			P,S,T,M,VP SC	1		\$27.81	
59751	PASSO FUNDO 2000	06/23/1997	Active	21	1	2	-1	-4.55%	22	9	8			P,S,T,M,VP SC	11		\$39.87	




Club Health Assessment for District LD 7 through June 2025

			Status	Membership							Reports					Finance	LCIF
Club Number	Club Name	Charter Date		Current Member Count	YTD Members Added	YTD Members Dropped	YTD Net Growth	YTD Net Growth%	Member Count 12 Months Ago	Avg. length of service for dropped members	Months Since Last MMR ***	Yrs. Since Last Officer Report	President Rotation	Vice President Reported ****	Months Since Last Activity Report ***	Account Balance	Donations for current Fiscal Year
			Number of times on status quo within last two years	If below 15 members appears				If net loss is greater than 20% appears			If no report in 3 months appears in	When more than one year appears in	Number of repeat terms	Notes the officers that do not have an active	If no report at 12 months appears in red		
59817	PASSO FUNDO ALVORADA Exc Award (06/30/2023)	06/30/1997	Active	27	2	1	1	3.85%	26	11	0			P,S,T,M,VP SC	0		\$925.25
54560	PASSO FUNDO AMIZADE Exc Award (06/30/2018, 06/30/2023)	06/07/1993	Active	27	2	2	0	0.00%	27	34	2		2	P,S,T,M,VP SC	0		\$463.76
17526	PASSO FUNDO CENTRO	12/20/1958	Active	51	7	0	7	15.91%	44		2			P,S,T,M,VP SC	0		\$1,116.15
47390	PASSO FUNDO INDEPENDENCIA Exc Award (06/30/2017)	05/28/1987	Active	16	2	2	0	0.00%	16	15	2			P,S,T,M,VP SC	0		\$36.81
50030	PASSO FUNDO INTEGRACAO Exc Award (06/30/2017, 06/30/2024)	12/20/1989	Active	42	6	1	5	13.51%	37	0	0		2	P,S,T,M,VP SC	0		\$398.39
124785	Ronda Alta 2015	05/08/2015	Active	8	5	10	-5	-38.46%	13	4	0		3	P,S,T,M,VP SC	24+		
17528	SANANDUVA	01/31/1961	Active	54	9	3	6	12.50%	48	6	1			P,S,T,M,VP SC	0		\$134.58
51785	SAO JOAO DA URTIGA	06/20/1991	Active	42	6	3	3	7.69%	39	12	2			P,S,T,M,VP SC	7		\$1,019.26
29858	SAO JOSE DO OURO	10/08/1974	Active	29	9	2	7	31.82%	22	13	0			P,S,T,M,VP SC	0		\$2,137.93
62069	SAO MARCOS Exc Award (06/30/2016, 06/30/2017, 06/30/2024)	06/10/1999	Active	49	14	0	14	40.00%	35		0			P,S,T,M,VP SC	0		\$1,079.37
17530	SARANDI	10/11/1967	Active	21	2	4	-2	-8.70%	23	17	0			P,S,T,M,VP SC	10		\$1,070.00
34097	SELBACH	06/21/1977	Active	19	6	1	5	35.71%	14	2	1			P,S,T,M,VP SC	2		\$306.52
17531	SERAFINA CORREA Exc Award (06/30/2016, 06/30/2017, 06/30/2024)	11/09/1969	Active	66	14	12	2	3.13%	64	18	0			P,S,T,M,VP SC	0		\$2,668.98
59753	SEVERIANO DE ALMEIDA	06/23/1997	Active	34	4	1	3	9.68%	31	23	0			P,S,T,M,VP SC	0		\$1,000.12
17532	SOLEDADE Exc Award (06/30/2016, 06/30/2024)	06/05/1960	Active	87	3	10	-7	-7.45%	94	3	0			P,S,T,M,VP SC	1		\$393.47
17533	TAPEJARA Exc Award (06/30/2023)	03/07/1964	Active	32	3	9	-6	-15.79%	38	12	0		2	P,S,T,M,VP SC	0		\$1,335.95
83048	TAPEJARA MULHER	06/30/2004	Active(1)	14	3	0	3	27.27%	11		1		3	P,S,T,M,VP SC	24+		\$42.29
17534	TAPERA	06/27/1963	Active	29	1	0	1	3.57%	28		0			P,S,T,M,VP SC	0		\$50.00
125259	Três Palmeiras	06/29/2015	Active	27	18	1	17	170.00%	10	7	1			P,S,T,M,VP SC	10		



Club Health Assessment for District LD 7 through June 2025

			Status	Membership							Reports					Finance	LCIF
Club Number	Club Name	Charter Date		Current Member Count	YTD Members Added	YTD Members Dropped	YTD Net Growth	YTD Net Growth%	Member Count 12 Months Ago	Avg. length of service for dropped members	Months Since Last MMR ***	Yrs. Since Last Officer Report	President Rotation	Vice President Reported ****	Months Since Last Activity Report ***	Account Balance	Donations for current Fiscal Year
			Number of times on status quo within last two years	If below 15 members appears				If net loss is greater than 20% appears			If no report in 3 months appears in	When more than one year appears in	Number of repeat terms	Notes the officers that do not have an active	If no report at 12 months appears in red		
Exc Award (06/30/2016, 06/30/2017)																	
17535	VACARIA	10/10/1957	Active	64	7	1	6	10.34%	58	0	1			P,S,T,M,VP SC	0		\$868.52
Exc Award (06/30/2017, 06/30/2024)																	
117891	VACARIA LEONAS	09/25/2012	Active	28	4	1	3	12.00%	25	1	1			P,S,T,M,VP SC	0		\$2,038.49
Exc Award (06/30/2018)																	
17536	VERANOPOLIS	11/23/1958	Active	41	6	1	5	13.89%	36	0	0			P,S,T,M,VP SC	1		
Exc Award (06/30/2018)																	
31704	VIADUTOS	02/06/1976	Active	25	7	0	7	38.89%	18		1		2	P,S,T,M,VP SC	2		\$105.92
59795	VICTOR GRAEFF	06/26/1997	Active	21	4	2	2	10.53%	19	8	0			P,S,T,M,VP SC	1		

Clubs Cancelled Previous Fiscal Year – Clubs Cancelled within last 12 months may be reinstated

Club Number		Club Name		Charter Date			Current Status*		Cancellation Date											
48777		ERECHIM IMIGRANTES		06/29/1988			Cancelled(6*)		05/29/2024											
Current Total Clubs Count	YTD New Clubs Count	YTD Cancelled Clubs Count	YTD Net Club Gain	Current Total Members Count	YTD Add	YTD Drop	YTD Net Growth	YTD Net Growth %	Member Count 12 Months Ago	Average Member Count Per Club	% of Clubs with less than 20 members	% No MMR in 3 Months	% No Officer Report in 12 Months	% of Clubs with balance 90+ days	Number of Clubs in Status Quo	% Status Quo Clubs in Financial Suspension	Number of Cancelled Clubs	Average Cancelled Club Age	Members Lost Due to Cancellation	% of Clubs Cancelled for Non-Financial Reasons
79	4	0	4	2,692	541	190	351	14.99%	2,341	34	13%	8%	0%	1%	0	0%	0	0	0	0%

* - P - Priority Club. Cancellation Reasons: 1-Objectives/conduct, 2-Non-active club, 5-Non-existing club, 6-Disbanding, 7-Merger, 8-Financial Suspension, 9-District/Multiple District Dues.

** - Abbreviation: P-President, S-Secretary, T-Treasurer, M-Member Chairperson, VP-First Vice President, MC-Communications Chairperson, SC-Service Chairperson

*** - Abbreviation: N/R - Never reported using the Lions Clubs website, N/A - Not applicable, No password registered for the Lions Clubs website.

**** - Abbreviation: N - New, IP - Immediate Past, R - Repeat.



Club Health Assessment for District LD 8 through June 2025

			Status	Membership							Reports					Finance		LCIF
Club Number	Club Name	Charter Date		Current Member Count	YTD Members Added	YTD Members Dropped	YTD Net Growth	YTD Net Growth%	Member Count 12 Months Ago	Avg. length of service for dropped members	Months Since Last MMR ***	Yrs. Since Last Officer Report	President Rotation	Vice President Reported ****	Months Since Last Activity Report ***	Account Balance	Donations for current Fiscal Year	
			Number of times on status quo within last two years	If below 15 members appears				If net loss is greater than 20% appears			If no report in 3 months appears in	When more than one year appears in	Number of repeat terms	Notes the officers that do not have an active	If no report at 12 months appears in red			
Clubs less than two years old																		
171813	Bom Jesus	06/13/2024	Active	26	2	1	1	4.00%	25	1	0		2	P,S,T,M,VP SC	0			
182010	Caibi	05/06/2025	Newly Chartered	20	20	0	20	100.00%	0		1			P,S,T,M,VP SC	1			
171853	Calmon	06/13/2024	Active	31	5	11	-6	-16.22%	37	0	0		2	P,S,T,M,VP SC	0			
177704	Chapecó Desbravador	08/20/2024	Active	27	27	0	27	100.00%	0		0			P,S,T,M,VP SC	0		\$283.21	
182424	Passos Maia	06/02/2025	Newly Chartered	30	30	0	30	100.00%	0		0			P,S,T,M,VP SC	0			
181956	Riqueza	05/02/2025	Newly Chartered	27	27	0	27	100.00%	0		0			P,S,T,M,VP SC	0			
181719	Saltinho	05/06/2025	Newly Chartered	41	41	0	41	100.00%	0		1			P,S,T,M,VP SC	0			
172083	Sao Joao do Oeste	06/13/2024	Active	47	8	8	0	0.00%	47	1	0		2	P,S,T,M,VP SC	0			
172014	Sul Brasil	06/20/2024	Active	34	3	1	2	6.25%	32	0	6		2	P,S,T,M,VP SC	3			
Clubs more than two years old																		
39176	ABELARDO LUZ Exc Award (06/30/2017, 06/30/2022)	12/29/1980	Active	15	0	1	-1	-6.25%	16	5	0			P,S,T,M,VP SC	4		\$10.45	
65305	AGUAS DE CHAPECO Exc Award (06/30/2016, 06/30/2017, 06/30/2022)	05/03/2002	Active	24	3	3	0	0.00%	24	3	0			P,S,T,M,VP SC	9		\$80.64	
151204	Anchieta Exc Award (06/30/2023)	06/14/2022	Active	49	16	6	10	25.64%	39	2	0			P,S,T,M,VP SC	0		\$50.02	
45505	ARROIO TRINTA Exc Award (06/30/2017, 06/30/2023)	11/12/1985	Active	8	0	0	0	0.00%	8		3		2	P,S,T,M,VP SC	9		\$10.45	
144472	Belmonte Exc Award (06/30/2022, 06/30/2023)	12/26/2020	Active(2)	18	0	4	-4	-18.18%	22	2	4		2	P,S,T,M,VP SC	1	90+ Days		
16885	CACADOR Exc Award (06/30/2019, 06/30/2022, 06/30/2023)	07/01/1961	Active	48	4	1	3	6.67%	45	63	6		2	P,S,T,M,VP SC	6			
35577	CACADOR UNIVERSIDADE Exc Award (06/30/2016, 06/30/2017, 06/30/2022)	05/30/1978	Active	39	8	8	0	0.00%	39	8	0			P,S,T,M,VP SC	0		\$40.93	



Club Health Assessment for District LD 8 through June 2025

			Status	Membership							Reports					Finance	LCIF
Club Number	Club Name	Charter Date		Current Member Count	YTD Members Added	YTD Members Dropped	YTD Net Growth	YTD Net Growth%	Member Count 12 Months Ago	Avg. length of service for dropped members	Months Since Last MMR ***	Yrs. Since Last Officer Report	President Rotation	Vice President Reported ****	Months Since Last Activity Report ***	Account Balance	Donations for current Fiscal Year
			Number of times on status quo within last two years	If below 15 members appears				If net loss is greater than 20% appears			If no report in 3 months appears in	When more than one year appears in	Number of repeat terms	Notes the officers that do not have an active	If no report at 12 months appears in red		
34456	CAMPO ERE	09/21/1977	Active	46	6	1	5	12.20%	41	24	2			P,S,T,M,VP SC	0		\$107.50
	Exc Award (06/30/2017, 06/30/2023)																
17542	CAMPOS NOVOS	09/12/1963	Active	3	0	0	0	0.00%	3		12	1	None	P,S,T,M,VP SC	10		
	Exc Award (06/30/2017, 06/30/2019, 06/30/2020)																
54533	CAMPOS NOVOS ALIANCA	05/27/1993	Active	54	4	0	4	8.00%	50		0			P,S,T,M,VP SC	0		\$2,113.48
	Exc Award (06/30/2018, 06/30/2019, 06/30/2020)																
39180	CAMPOS NOVOS CENTENARIO	12/29/1980	Active	28	0	0	0	0.00%	28		9			P,S,T,M,VP SC	9		
	Exc Award (06/30/2018, 06/30/2019, 06/30/2020)																
53255	CAPINZAL OURO	06/08/1992	Active	64	21	6	15	30.61%	49	16	0			P,S,T,M,VP SC	0		\$50.16
	Exc Award (06/30/2017, 06/30/2021, 06/30/2022)																
17543	CHAPECO	03/21/1963	Active	27	5	5	0	0.00%	27	17	1			P,S,T,M,VP SC	0		\$60.61
	Exc Award (06/30/2016, 06/30/2017, 06/30/2020)																
37166	CHAPECO INTEGRACAO	05/22/1979	Active	85	8	21	-13	-13.27%	98	6	0			P,S,T,M,VP SC	0		\$1,030.03
	Exc Award (06/30/2016, 06/30/2017, 06/30/2020)																
17547	CHAPECO UNIVERSIDADE	06/20/1972	Active	47	17	15	2	4.44%	45	10	0			P,S,T,M,VP SC	0		\$2,475.51
	Exc Award (06/30/2016, 06/30/2017, 06/30/2020)																
17544	CONCORDIA CENTRO	11/18/1962	Active	19	4	3	1	5.56%	18	15	3			P,S,T,M,VP SC	0		
	Exc Award (06/30/2017, 06/30/2018, 06/30/2020)																
33223	CONCORDIA VILA SAO MIGUEL	01/18/1977	Active	55	7	4	3	5.77%	52	7	1			P,S,T,M,VP SC	0		\$71.06
	Exc Award (06/30/2017, 06/30/2022, 06/30/2023)																
35758	CORONEL FREITAS	06/26/1978	Active	27	3	4	-1	-3.57%	28	3	0			P,S,T,M,VP SC	0		\$1,010.44
	Exc Award (06/30/2016, 06/30/2018, 06/30/2020)																
58404	CUNHA PORA	06/17/1996	Active	40	7	8	-1	-2.44%	41	7	0			P,S,T,M,VP SC	0		
	Exc Award (06/30/2016, 06/30/2017, 06/30/2020)																
16888	CURITIBANOS	11/30/1960	Active	24	1	1	0	0.00%	24	60	5			P,S,T,M,VP SC	3		\$20.90
16889	CURITIBANOS CENTENARI	12/18/1973	Active	28	7	4	3	12.00%	25	6	0			P,S,T,M,VP SC	0		\$20.03
	Exc Award (06/30/2017, 06/30/2023)																
135338	Descanso Mulher	06/29/2018	Active	40	11	5	6	17.65%	34	5	0			P,S,T,M,VP SC	0		\$8.50
	Exc Award (06/30/2021, 06/30/2022)																



Club Health Assessment for District LD 8 through June 2025

			Status	Membership							Reports					Finance		LCIF
Club Number	Club Name	Charter Date		Current Member Count	YTD Members Added	YTD Members Dropped	YTD Net Growth	YTD Net Growth%	Member Count 12 Months Ago	Avg. length of service for dropped members	Months Since Last MMR ***	Yrs. Since Last Officer Report	President Rotation	Vice President Reported ****	Months Since Last Activity Report ***	Account Balance	Donations for current Fiscal Year	
			Number of times on status quo within last two years	If below 15 members appears	If net loss is greater than 20% appears					If no report in 3 months appears in		When more than one year appears in	Number of repeat terms	Notes the officers that do not have an active	If no report at 12 months appears in red			
16890	DIONISIO CERQUEIRA-BARRACAO Exc Award (06/30/2017, 06/30/2019)	09/16/1963	Active(2)	13	0	7	-7	-35.00%	20	18	6			P,S,T,M,VP SC	10	90+ Days		
38630	ERVAL VELHO Exc Award (06/30/2023)	06/03/1980	Active	39	4	0	4	11.43%	35		0			P,S,T,M,VP SC	0			
35488	FAXINAL DOS GUEDES Exc Award (06/30/2017, 06/30/2018, 06/30/2020)	04/14/1978	Active	22	4	10	-6	-21.43%	28	5	0			P,S,T,M,VP SC	0		\$596.55	
148824	Flor do Sertão Exc Award (06/30/2022)	11/02/2021	Active(1)	17	0	0	0	0.00%	17		2		2	P,S,T,M,VP SC	2		\$40.93	
97316	FRAIBURGO TERRA DA MACA Exc Award (06/30/2016, 06/30/2017, 06/30/2020)	06/16/2006	Active	24	2	8	-6	-20.00%	30	7	0			P,S,T,M,VP SC	0		\$100.00	
107408	GUARACIABA Exc Award (06/30/2017, 06/30/2022, 06/30/2020)	02/02/2010	Active	38	2	2	0	0.00%	38	15	2		2	P,S,T,M,VP SC	0		\$110.32	
108474	GUARUJÁ DO SUL Exc Award (06/30/2017, 06/30/2022)	05/27/2010	Active(3)	19	3	30	-27	-58.70%	46	3	0			P,S,T,M,VP SC	0			
105824	IOMERE Exc Award (06/30/2016, 06/30/2022)	06/22/2009	Active	15	3	1	2	15.38%	13	9	0			P,S,T,M,VP SC	0		\$130.00	
138672	Iporã do Oeste Exc Award (06/30/2022, 06/30/2023)	06/20/2019	Active	70	13	14	-1	-1.41%	71	2	0			P,S,T,M,VP SC	0		\$559.63	
116792	IRACEMINHA Exc Award (06/30/2017, 06/30/2018, 06/30/2020)	05/14/2012	Active	38	0	5	-5	-11.63%	43	7	3			P,S,T,M,VP SC	0		\$60.08	
151391	Iraceminha LD8 Connect Exc Award (06/30/2023)	06/21/2022	Active(1)	9	4	7	-3	-25.00%	12	2	1			P,S,T,M,VP SC	0			
144181	Irineópolis Valões	12/21/2020	Active(1)	2	0	0	0	0.00%	2		17		2	P,S,T,M,VP SC	10			
17553	ITA Exc Award (06/30/2017, 06/30/2022)	02/02/1964	Active	30	2	4	-2	-6.25%	32	21	0			P,S,T,M,VP SC	7			
29295	ITAPIRANGA Exc Award (06/30/2017, 06/30/2018, 06/30/2020)	05/20/1974	Active(1)	24	1	0	1	4.35%	23		6		3	P,S,T,M,VP SC	9			
17554	JOACABA Exc Award (06/30/2017, 06/30/2023)	05/01/1959	Active	20	0	0	0	0.00%	20		14			P,S,T,M,VP SC	10		\$87.98	



Club Health Assessment for District LD 8 through June 2025

			Status	Membership							Reports					Finance		LCIF
Club Number	Club Name	Charter Date		Current Member Count	YTD Members Added	YTD Members Dropped	YTD Net Growth	YTD Net Growth%	Member Count 12 Months Ago	Avg. length of service for dropped members	Months Since Last MMR ***	Yrs. Since Last Officer Report	President Rotation	Vice President Reported ****	Months Since Last Activity Report ***	Account Balance	Donations for current Fiscal Year	
			Number of times on status quo within last two years	If below 15 members appears					If net loss is greater than 20% appears		If no report in 3 months appears in	When more than one year appears in	Number of repeat terms	Notes the officers that do not have an active	If no report at 12 months appears in red			
29296	JOACABA CRUZEIRO	05/16/1974	Active	60	5	3	2	3.45%	58	13	0			P,S,T,M,VP SC	0		\$1,152.04	
Exc Award (06/30/2017, 06/30/2023)																		
17560	MARAVILHA	05/25/1968	Active	77	10	1	9	13.24%	68	8	3			P,S,T,M,VP SC	0		\$1,800.29	
Exc Award (06/30/2017, 06/30/2018, 06/30/2023)																		
37945	MARAVILHA OESTE	01/25/1980	Active	67	7	9	-2	-2.90%	69	8	0			P,S,T,M,VP SC	0		\$1,387.68	
Exc Award (06/30/2016, 06/30/2017, 06/30/2023)																		
151227	Maravilha TEAcolhe	06/14/2022	Active	28	3	22	-19	-40.43%	47	2	0			P,S,T,M,VP SC	1		\$20.03	
Exc Award (06/30/2023)																		
105686	MATOS COSTA REGIAO DO CONTESTADO	06/16/2009	Active(1)	8	0	0	0	0.00%	8		10		2	P,S,T,M,VP SC	4	90+ Days		
Exc Award (06/30/2017, 06/30/2022)																		
38808	MODELO	07/22/1980	Active	67	6	6	0	0.00%	67	2	1			P,S,T,M,VP SC	0		\$715.94	
Exc Award (06/30/2017, 06/30/2021, 06/30/2023)																		
33951	MONDAI	05/31/1977	Active	76	4	1	3	4.11%	73	21	0			P,S,T,M,VP SC	0			
Exc Award (06/30/2016, 06/30/2019, 06/30/2023)																		
59591	MONTE CARLO	05/29/1997	Active	26	0	0	0	0.00%	26		6			P,S,T,M,VP SC	9			
Exc Award (06/30/2022, 06/30/2023)																		
150568	Palma Sola	04/25/2022	Active	41	4	4	0	0.00%	41	2	0		2	P,S,T,M,VP SC	0		\$40.06	
Exc Award (06/30/2023)																		
17563	PALMITOS	04/23/1973	Cancelled(8*)	0	0	12	-12	-100.00%	12	13	0		None	P,S,T,M,VP SC	10	90+ Days		
Exc Award (06/30/2016, 06/30/2017, 06/30/2023)																		
151200	Paraiso	06/13/2022	Active	55	13	1	12	27.91%	43	2	0			P,S,T,M,VP SC	0		\$550.00	
34967	PINHALZINHO	01/05/1978	Active	79	17	7	10	14.49%	69	8	0			P,S,T,M,VP SC	0		\$31.35	
Exc Award (06/30/2016, 06/30/2017, 06/30/2023)																		
145752	Ponte Serrada	04/01/2021	Active	25	6	7	-1	-3.85%	26	2	1			P,S,T,M,VP SC	0		\$50.21	
Exc Award (06/30/2022, 06/30/2023)																		
88854	PORTO UNIAO CAMINHO DAS AGUAS	06/30/2005	Active	10	0	8	-8	-44.44%	18	7	0			P,S,T,M,VP SC	1			
Exc Award (06/30/2016, 06/30/2017, 06/30/2023)																		
120720	Porto Uniao Cidade Amiga	11/19/2013	Active	11	0	0	0	0.00%	11		15		2	P,S,T,M,VP SC	9			
Exc Award (06/30/2016, 06/30/2017, 06/30/2023)																		



Club Health Assessment for District LD 8 through June 2025

			Status	Membership							Reports					Finance	LCIF
Club Number	Club Name	Charter Date		Current Member Count	YTD Members Added	YTD Members Dropped	YTD Net Growth	YTD Net Growth%	Member Count 12 Months Ago	Avg. length of service for dropped members	Months Since Last MMR ***	Yrs. Since Last Officer Report	President Rotation	Vice President Reported ****	Months Since Last Activity Report ***	Account Balance	Donations for current Fiscal Year
			Number of times on status quo within last two years	If below 15 members appears				If net loss is greater than 20% appears			If no report in 3 months appears in	When more than one year appears in	Number of repeat terms	Notes the officers that do not have an active	If no report at 12 months appears in red		
151132	Porto União Nova Geração Serviços	06/08/2022	Cancelled(8*)	0	0	15	-15	-100.00%	15	2	2		None	P,S,T,M,VP SC	8	90+ Days	
40242	QUILOMBO	07/14/1981	Active(1)	23	23	0	23	100.00%	0		6		2	P,S,T,M,VP SC	0		\$11.94
	Exc Award (06/30/2017, 06/30/2019)																
139953	Rio das Antas	10/14/2019	Active	39	7	4	3	8.33%	36	4	0			P,S,T,M,VP SC	0		
	Exc Award (06/30/2022, 06/30/2023)																
146208	Romelândia	05/21/2021	Active	36	0	0	0	0.00%	36		6			P,S,T,M,VP SC	1		\$50.15
	Exc Award (06/30/2023)																
88855	SALTO VELOSO	06/30/2005	Active	28	4	0	4	16.67%	24		2			P,S,T,M,VP SC	0		\$57.90
	Exc Award (06/30/2017, 06/30/2022, 06/30/20)																
16909	SANTA CECILIA	09/22/1966	Active	28	3	5	-2	-6.67%	30	5	0			P,S,T,M,VP SC	0		\$280.00
	Exc Award (06/30/2022, 06/30/2024)																
154795	Santa Helena Cidade das Flores	06/23/2023	Active	21	3	3	0	0.00%	21	2	1		3	P,S,T,M,VP SC	0		
	Exc Award (06/30/2024)																
55027	SAO CARLOS ROTA	11/04/1993	Active	68	13	6	7	11.48%	61	12	0			P,S,T,M,VP SC	0		\$2,020.03
	Exc Award (06/30/2016, 06/30/2017, 06/30/20)																
96874	SAO JOSE DO CEDRO	04/07/2006	Active	66	10	7	3	4.76%	63	14	0			P,S,T,M,VP SC	0		\$146.06
	RENASCE																
	Exc Award (06/30/2017, 06/30/2018, 06/30/20)																
40239	SÃO LOURENÇO DO OESTE	07/01/1981	Active	43	1	0	1	2.38%	42		0			P,S,T,M,VP SC	0		\$10.45
	CIDADE JARDIM																
	Exc Award (06/30/2017, 06/30/2020, 06/30/20)																
125888	SÃO MIGUEL DO OESTE	11/16/2015	Active	58	10	0	10	20.83%	48		0			P,S,T,M,VP SC	0		\$719.98
	LIONESSES																
	Exc Award (06/30/2017, 06/30/2018, 06/30/20)																
88519	SAO MIGUEL DO OESTE	06/02/2005	Active	66	4	9	-5	-7.04%	71	8	0			P,S,T,M,VP SC	1		\$1,000.00
	UNIVERSIDADE																
	Exc Award (06/30/2017, 06/30/2018, 06/30/20)																
17566	SAO MIGUEL D'OESTE	06/26/1962	Active	34	0	4	-4	-10.53%	38	23	0			P,S,T,M,VP SC	0		\$2,051.37
	Exc Award (06/30/2017, 06/30/2018, 06/30/20)																
125163	Saudades	06/19/2015	Active	27	2	1	1	3.85%	26	7	0			P,S,T,M,VP SC	0		\$71.06
	Exc Award (06/30/2017, 06/30/2019, 06/30/20)																




Club Health Assessment for District LD 8 through June 2025

			Status	Membership							Reports					Finance	LCIF	
Club Number	Club Name	Charter Date		Current Member Count	YTD Members Added	YTD Members Dropped	YTD Net Growth	YTD Net Growth%	Member Count 12 Months Ago	Avg. length of service for dropped members	Months Since Last MMR ***	Yrs. Since Last Officer Report	President Rotation	Vice President Reported ****	Months Since Last Activity Report ***	Account Balance	Donations for current Fiscal Year	
			Number of times on status quo within last two years	If below 15 members appears					If net loss is greater than 20% appears			If no report in 3 months appears in	When more than one year appears in	Number of repeat terms	Notes the officers that do not have an active	If no report at 12 months appears in red		
17567	SEARA	06/01/1961	Active	51	5	6	-1	-1.92%	52	14	0			P,S,T,M,VP SC	2	90+ Days	\$1,010.45	
Exc Award (06/30/2016, 06/30/2017, 06/30/2023)																		
106008	TANGARA	06/24/2009	Active(1)	17	6	7	-1	-5.56%	18	4	0		2	P,S,T,M,VP SC	0			
Exc Award (06/30/2023)																		
146341	Treze Tílias	05/26/2021	Active	19	2	4	-2	-9.52%	21	3	0			P,S,T,M,VP SC	0	90+ Days	\$81.25	
Exc Award (06/30/2023)																		
125889	TUNÁPOLIS	10/28/2015	Active	29	7	8	-1	-3.33%	30	4	0			P,S,T,M,VP SC	0		\$10.45	
Exc Award (06/30/2017, 06/30/2021, 06/30/2023)																		
105858	VIDEIRA AMIGOS DO SERVIR	06/23/2009	Active(1)	21	5	1	4	23.53%	17	5	0		2	P,S,T,M,VP SC	0		\$35.19	
Exc Award (06/30/2021)																		
16916	VIDEIRA CENTRO	12/14/1955	Active	45	0	9	-9	-16.67%	54	12	0			P,S,T,M,VP SC	0		\$1,010.59	
Exc Award (06/30/2016, 06/30/2019, 06/30/2023)																		
38066	VIDEIRA PERDIZES	02/11/1980	Active	61	8	4	4	7.02%	57	25	0			P,S,T,M,VP SC	0		\$2,004.50	
Exc Award (06/30/2016, 06/30/2017, 06/30/2023)																		
17574	XANXERE	02/03/1964	Active	93	2	7	-5	-5.10%	98	20	0			P,S,T,M,VP SC	0		\$1,331.74	
Exc Award (06/30/2016, 06/30/2017, 06/30/2023)																		
131250	Xanxerê Centenário	06/13/2017	Active	28	0	7	-7	-20.00%	35	2	0			P,S,T,M,VP SC	0			
Exc Award (06/30/2019, 06/30/2020, 06/30/2023)																		
62582	XANXERE INOVACAO	12/21/1999	Active	64	0	3	-3	-4.48%	67	10	0			P,S,T,M,VP SC	0		\$1,031.49	
Exc Award (06/30/2016, 06/30/2017, 06/30/2023)																		
64513	XANXERE-MULHER	06/19/2001	Active	36	8	4	4	12.50%	32	6	0			P,S,T,M,VP SC	0		\$98.79	
Exc Award (06/30/2016, 06/30/2017, 06/30/2023)																		
32895	XAXIM	10/28/1976	Active	113	18	4	14	14.14%	99	5	1			P,S,T,M,VP SC	0		\$3,232.05	
Exc Award (06/30/2016, 06/30/2017, 06/30/2023)																		
97293	ZORTEA	06/12/2006	Active	32	3	2	1	3.23%	31	8	0			P,S,T,M,VP SC	0			
Exc Award (06/30/2017, 06/30/2023)																		



Club Health Assessment for District LD 8 through June 2025

			Status	Membership							Reports					Finance	LCIF
Club Number	Club Name	Charter Date		Current Member Count	YTD Members Added	YTD Members Dropped	YTD Net Growth	YTD Net Growth%	Member Count 12 Months Ago	Avg. length of service for dropped members	Months Since Last MMR ***	Yrs. Since Last Officer Report	President Rotation	Vice President Reported ****	Months Since Last Activity Report ***	Account Balance	Donations for current Fiscal Year
			Number of times on status quo within last two years	If below 15 members appears				If net loss is greater than 20% appears			If no report in 3 months appears in	When more than one year appears in	Number of repeat terms	Notes the officers that do not have an active	If no report at 12 months appears in red		

Clubs Cancelled Previous Fiscal Year – Clubs Cancelled within last 12 months may be reinstated

Club Number	Club Name	Charter Date	Current Status*	Cancellation Date
146605	Princesa	06/11/2021	Cancelled(6*)	08/29/2023

Current Total Clubs Count	YTD New Clubs Count	YTD Cancelled Clubs Count	YTD Net Club Gain	Current Total Members Count	YTD Add	YTD Drop	YTD Net Growth	YTD Net Growth %	Member Count 12 Months Ago	Average Member Count Per Club	% of Clubs with less than 20 members	% No MMR in 3 Months	% No Officer Report in 12 Months	% of Clubs with balance 90+ days	Number of Clubs in Status Quo	% Status Quo Clubs in Financial Suspension	Number of Cancelled Clubs	Average Cancelled Club Age	Members Lost Due to Cancellation	% of Clubs Cancelled for Non-Financial Reasons
86	5	2	3	3,227	552	410	142	4.60%	3,085	38	19%	22%	1%	6%	0	0%	2	29	27	0%

* - P - Priority Club. Cancellation Reasons: 1-Objectives/conduct, 2-Non-active club, 5-Non-existing club, 6-Disbanding, 7-Merger, 8-Financial Suspension, 9-District/Multiple District Dues.

** - Abbreviation: P-President, S-Secretary, T-Treasurer, M-Member Chairperson, VP-First Vice President, MC-Communications Chairperson, SC-Service Chairperson

*** - Abbreviation: N/R - Never reported using the Lions Clubs website, N/A - Not applicable, No password registered for the Lions Clubs website.

**** - Abbreviation: N - New, IP - Immediate Past, R - Repeat.



Club Health Assessment for District LD 9 through June 2025

			Status	Membership							Reports					Finance		LCIF
Club Number	Club Name	Charter Date		Current Member Count	YTD Members Added	YTD Members Dropped	YTD Net Growth	YTD Net Growth%	Member Count 12 Months Ago	Avg. length of service for dropped members	Months Since Last MMR ***	Yrs. Since Last Officer Report	President Rotation	Vice President Reported ****	Months Since Last Activity Report ***	Account Balance	Donations for current Fiscal Year	
			Number of times on status quo within last two years	If below 15 members appears					If net loss is greater than 20% appears			If no report in 3 months appears in	When more than one year appears in	Number of repeat terms	Notes the officers that do not have appears in an active	If no report at 12 months red		
Clubs more than two years old																		
17538	ARARANGUA	05/28/1960	Active(1)	42	0	0	0	0.00%	42		4			P,S,T,M,VP SC	0		\$20.13	
Exc Award (06/30/2023, 06/30/2024)																		
100410	ARARANGUA AGUAS VERDES	10/22/2007	Active	19	0	2	-2	-9.52%	21	3	2			P,S,T,M,VP SC	0			
Exc Award (06/30/2018, 06/30/2020, 06/30/2023)																		
17537	ARARANGUA SUL	01/07/1974	Active	23	2	8	-6	-20.69%	29	4	0			P,S,T,M,VP SC	0			
Exc Award (06/30/2018, 06/30/2019)																		
59291	BALNEARIO RINCÃO	03/26/1997	Active(2)	9	8	0	8	800.00%	1		0			P,S,T,M,VP SC	18			
17539	BOM RETIRO	05/23/1969	Active	30	0	0	0	0.00%	30		10			P,S,T,M,VP SC	1			
Exc Award (06/30/2019, 06/30/2023)																		
17540	BRACO DO NORTE	04/24/1967	Active	28	1	1	0	0.00%	28	4	0			P,S,T,M,VP SC	0		\$355.44	
Exc Award (06/30/2016, 06/30/2018, 06/30/2020)																		
107271	CAPIVARI DE BAIXO	01/18/2010	Active	20	0	0	0	0.00%	20		0			P,S,T,M,VP SC	24+			
47869	COCAL DO SUL SC	11/25/1987	Active	49	2	0	2	4.26%	47		0			P,S,T,M,VP SC	0		\$59.12	
Exc Award (06/30/2019, 06/30/2023, 06/30/2024)																		
17545	CRICIUMA	10/31/1959	Active	23	2	7	-5	-17.86%	28	8	0			P,S,T,M,VP SC	0		\$144.00	
Exc Award (06/30/2018, 06/30/2019, 06/30/2020)																		
32954	CRICIUMA CAPITAL DO CARVAO	11/18/1976	Active	28	5	3	2	7.69%	26	2	1			P,S,T,M,VP SC	0			
16891	FLORIANOPOLIS	08/08/1953	Active	28	1	3	-2	-6.67%	30	23	0			P,S,T,M,VP SC	2		\$14.06	
35583	FLORIANOPOLIS CONTINENTE	05/30/1978	Active	22	1	1	0	0.00%	22	0	1			P,S,T,M,VP SC	0			
Exc Award (06/30/2021, 06/30/2023, 06/30/2024)																		
17549	FLORIANOPOLIS ESTREITO	07/30/1966	Cancelled(8*)	0	0	8	-8	-100.00%	8	12	10		None	P,S,T,M,VP SC	20	90+ Days		
82438	FLORIANOPOLIS INGLESES	05/24/2004	Active	32	7	5	2	6.67%	30	3	0			P,S,T,M,VP SC	0			
Exc Award (06/30/2018, 06/30/2023)																		
16892	FLORIANOPOLIS NORTE	12/08/1966	Active	27	3	0	3	12.50%	23		8			P,S,T,M,VP SC	1		\$1,000.00	
Exc Award (06/30/2023)																		
58984	FLORIANOPOLIS-BELA FIGUEIRA	12/31/1996	Active	21	1	3	-2	-8.70%	23	7	0		None	P,S,T,M,VP SC	0			




Club Health Assessment for District LD 9 through June 2025

			Status	Membership							Reports					Finance	LCIF
Club Number	Club Name	Charter Date		Current Member Count	YTD Members Added	YTD Members Dropped	YTD Net Growth	YTD Net Growth%	Member Count 12 Months Ago	Avg. length of service for dropped members	Months Since Last MMR ***	Yrs. Since Last Officer Report	President Rotation	Vice President Reported ****	Months Since Last Activity Report ***	Account Balance	Donations for current Fiscal Year
			Number of times on status quo within last two years	If below 15 members appears				If net loss is greater than 20% appears			If no report in 3 months appears in	When more than one year appears in	Number of repeat terms	Notes the officers that do not have an active	If no report at 12 months red		
34964	GRÃO-PARÁ	01/05/1978	Active	15	2	2	0	0.00%	15	47	0		2	P,S,T,M,VP SC	0		\$40.00
17551	ICARA	05/01/1967	Active	30	0	4	-4	-11.76%	34	8	2		2	P,S,T,M,VP SC	0		
	Exc Award (06/30/2018, 06/30/2020, 06/30/2023)																
42663	JAGUARUNA	05/11/1983	Active	33	10	5	5	17.86%	28	8	1			P,S,T,M,VP SC	0		
34107	LAGES COPACABANA	06/17/1977	Active	58	1	3	-2	-3.33%	60	12	6			P,S,T,M,VP SC	0		\$2,019.77
	Exc Award (06/30/2018, 06/30/2019)																
17558	LAGES CORREIA PINTO	04/13/1971	Active	8	0	0	0	0.00%	8		12		6	P,S,T,M,VP SC	18		
	Exc Award (06/30/2023)																
17556	LAGUNA	12/01/1966	Active	62	10	0	10	19.23%	52		2			P,S,T,M,VP SC	2		
	Exc Award (06/30/2023)																
117276	LAURO MULLER	06/21/2012	Active(3)	5	0	0	0	0.00%	5		9		None	P,S,T,M,VP SC	24+		
34200	MELEIRO	06/26/1977	Active	20	0	4	-4	-16.67%	24	10	0			P,S,T,M,VP SC	0		\$44.00
133186	Morro da Fumaca Novos Horizontes	11/30/2017	Active	5	0	7	-7	-58.33%	12	6	2		3	P,S,T,M,VP SC	24		
17561	ORLEANS	06/03/1961	Active	31	8	3	5	19.23%	26	26	1			P,S,T,M,VP SC	14		
108214	ORLEANS PRINCESAS DO CONDE	04/27/2010	Active	31	3	1	2	6.90%	29	5	0		2	P,S,T,M,VP SC	0		
	Exc Award (06/30/2020, 06/30/2023)																
102254	PALHOCA	06/04/2008	Active	25	0	2	-2	-7.41%	27	13	0			P,S,T,M,VP SC	4		
	Exc Award (06/30/2016, 06/30/2017, 06/30/2023)																
106786	PASSO DE TORRES	10/27/2009	Active(1)	13	0	2	-2	-13.33%	15	13	8		6	P,S,T,M,VP SC	0		
	Exc Award (06/30/2018)																
17565	SAO JOAQUIM	08/04/1963	Active	35	4	7	-3	-7.89%	38	6	0			P,S,T,M,VP SC	10		\$50.00
36060	SAO JOAQUIM PLANALTO	09/12/1978	Active	19	1	3	-2	-9.52%	21	18	6			P,S,T,M,VP SC	0		
59755	SAO JOSE	06/20/1997	Active	22	1	3	-2	-8.33%	24	8	0		2	P,S,T,M,VP SC	3		
105415	SAO JOSE BARREIROS	05/11/2009	Active	19	2	0	2	11.76%	17		0		3	P,S,T,M,VP SC	20		
	Exc Award (06/30/2023)																
77750	SAO JOSE PRAIANO	10/30/2003	Active(2)	6	6	8	-2	-25.00%	8	12	4		5	P,S,T,M,VP SC	1		
	Exc Award (06/30/2018)																



Club Health Assessment for District LD 9 through June 2025

			Status	Membership							Reports					Finance	LCIF
Club Number	Club Name	Charter Date		Current Member Count	YTD Members Added	YTD Members Dropped	YTD Net Growth	YTD Net Growth%	Member Count 12 Months Ago	Avg. length of service for dropped members	Months Since Last MMR ***	Yrs. Since Last Officer Report	President Rotation	Vice President Reported ****	Months Since Last Activity Report ***	Account Balance	Donations for current Fiscal Year
			Number of times on status quo within last two years	If below 15 members appears				If net loss is greater than 20% appears			If no report in 3 months appears	When more than one year appears in	Number of repeat terms	Notes the officers that do not have an active	If no report at 12 months appears in red		
36984	SAO LUDGERO	04/26/1979	Active	56	18	7	11	24.44%	45	12	1		2	P,S,T,M,VP SC	0		
	Exc Award (06/30/2016, 06/30/2018, 06/30/20																
17568	SIDEROPOLIS	08/03/1963	Active	21	3	4	-1	-4.55%	22	8	0		2	P,S,T,M,VP SC	0		\$1,000.00
17569	SOMBRI0	08/05/1967	Active	12	0	1	-1	-7.69%	13	0	0		None	P,S,T,M,VP SC	24+		
50176	TREZE DE MAIO	02/09/1990	Active	22	0	6	-6	-21.43%	28	3	4		None	P,S,T,M,VP SC	0		
	Exc Award (06/30/2018, 06/30/2019, 06/30/20																
17572	TUBARAO	08/01/1959	Active	16	0	3	-3	-15.79%	19	3	4			P,S,T,M,VP SC	1		
33225	TUBARAO CIDADE AZUL	01/18/1977	Active	22	0	3	-3	-12.00%	25	19	1			P,S,T,M,VP SC	0		\$1,000.00
17571	TUBARAO SUL	06/07/1969	Active	34	2	1	1	3.03%	33	7	8		None	P,S,T,M,VP SC	0		
17570	TURVO	06/11/1964	Active	53	1	12	-11	-17.19%	64	15	0			P,S,T,M,VP SC	6		\$560.58
17573	URUSSANGA	06/01/1962	Active	34	6	4	2	6.25%	32	9	2			P,S,T,M,VP SC	0		
	Exc Award (06/30/2018)																
32494	VALE DO BRACO DO NORTE	06/28/1976	Active	42	9	15	-6	-12.50%	48	3	0			P,S,T,M,VP SC	0		\$108.72
	Exc Award (06/30/2024)																

Clubs Cancelled Previous Fiscal Year – Clubs Cancelled within last 12 months may be reinstated

Club Number	Club Name	Charter Date	Current Status*	Cancellation Date
59550	CRICIUMA RAINHA DO SUL	05/13/1997	Cancelled(8*)	12/29/2023

Current Total Clubs Count	YTD New Clubs Count	YTD Cancelled Clubs Count	YTD Net Gain	Current Total Members Count	YTD Add	YTD Drop	YTD Net Growth	YTD Net Growth %	Member Count 12 Months Ago	Average Member Count Per Club	% of Clubs with less than 20 members	% No MMR in 3 Months	% No Officer Report in 12 Months	% of Clubs with balance 90+ days	Number of Clubs in Status Quo	% Status Quo Clubs in Financial Suspension	Number of Cancelled Clubs	Average Cancelled Club Age	Members Lost Due to Cancellation	% of Clubs Cancelled for Non-Financial Reasons
43	0	1	-1	1,150	120	151	-31	-2.62%	1,180	27	28%	28%	0%	0%	0	0%	1	85	8	-100%

* - P - Priority Club. Cancellation Reasons: 1-Objectives/conduct, 2-Non-active club, 5-Non-existing club, 6-Disbanding, 7-Merger, 8-Financial Suspension, 9-District/Multiple District Dues.

** - Abbreviation: P-President, S-Secretary, T-Treasurer, M-Member Chairperson, VP-First Vice President, MC-Communications Chairperson, SC-Service Chairperson

*** - Abbreviation: N/R - Never reported using the Lions Clubs website, N/A - Not applicable, No password registered for the Lions Clubs website.

**** - Abbreviation: N - New, IP - Immediate Past, R - Repeat.



Club Health Assessment for District M 1 through June 2025

Club Number	Club Name	Charter Date	Status	Membership							Reports					Finance	LCIF
				Current Member Count	YTD Members Added	YTD Members Dropped	YTD Net Growth	YTD Net Growth%	Member Count 12 Months Ago	Avg. length of service members	Months Since Last MMR ***	Yrs. Since Last Officer Report	President Rotation	Vice President Reported ****	Months Since Last Activity Report ***	Account Balance	Donations for current Fiscal Year
			Number of times on status quo within last two years	If below 15 members appears				If net loss is greater than 20% appears			If no report in 3 months appears in	When more than one year appears in	Number of repeat terms	Notes the officers that do not have appears in an active	If no report at 12 months red		
Clubs less than two years old																	
171359	Asuncion Especializado en Finanzas Exc Award (06/30/2024)	05/10/2024	Active	46	59	38	21	84.00%	25	1	0		2	P,S,T,M,VP SC	0		\$50.00
177032	Asuncion Especializado en Salud	08/08/2024	Active	20	20	0	20	100.00%	0		6			P,S,T,M,VP SC	0		\$1,050.00
181359	Asunción Universitario	03/14/2025	Active	21	26	5	21	100.00%	0	0	0			P,S,T,M,VP SC	0		
156636	Caacupé - Cabañas Exc Award (06/30/2024)	11/20/2023	Active	25	4	9	-5	-16.67%	30	1	6		2	P,S,T,M,VP SC	9		
181817	Central Marketing	04/16/2025	Newly Chartered	41	41	0	41	100.00%	0		2			P,S,T,M,VP SC	0		
182629	Ciudad del Este Nuevo Horizonte	06/05/2025	Newly Chartered	27	27	0	27	100.00%	0		0			P,S,T,M,VP SC	N/R		
181181	Ita Especializado en Prevención y Educación	03/20/2025	Active	27	27	0	27	100.00%	0		0			P,S,T,M,VP SC	0	90+ Days	
176503	Limpio Karanday Poty Especializado en Educacion	07/30/2024	Active	23	26	3	23	100.00%	0	1	0			P,S,T,M,VP SC	0		
171414	Nueva Asuncion Chacoi Profesora Marcelina Gaona	06/25/2024	Active	19	3	4	-1	-5.00%	20	1	0			P,S,T,M,VP SC	8	90+ Days	
156250	San Bernardino Exc Award (06/30/2024)	11/28/2023	Active	19	24	29	-5	-20.83%	24	3	2		2	P,S,T,M,VP SC	5		\$10.00
179289	Universitario UNIDA Asuncion	12/09/2024	Active	23	27	4	23	100.00%	0	0	0			P,S,T,M,VP SC	0		
178972	Villa Elisa Especializado en Medio Ambiente	10/16/2024	Active	20	20	0	20	100.00%	0		8			P,S,T,M,VP SC	6	90+ Days	
156777	Villa Hayes Laudo Hayes	01/22/2024	Active(1)	24	8	7	1	4.35%	23	1	1			P,S,T,M,VP SC	0		\$1,000.00
Clubs more than two years old																	
146882	Acahay	06/21/2021	Active	1	0	0	0	0.00%	1		24		None	P,S,T,M,VP SC	8		
151460	Aregua Centro	06/23/2022	Active(1)	11	0	3	-3	-21.43%	14	3	3			P,S,T,M,VP SC	8		
138641	Asunción Amistad y Paz del Centenario	06/21/2019	Active	19	3	3	0	0.00%	19	4	0		2	P,S,T,M,VP SC	7		
134566	Asunción Aurora del Paraguay del Centenario	05/07/2018	Active(2)	5	0	0	0	0.00%	5		12		2	P,S,T,M,VP SC	24+		
17578	ASUNCION BARRIO CRISTO REY	11/08/1956	Active	17	8	1	7	70.00%	10	17	1			P,S,T,M,VP SC	0		\$60.00



Club Health Assessment for District M 1 through June 2025

			Status	Membership							Reports					Finance	LCIF				
Club Number	Club Name	Charter Date		Current Member Count	YTD Members Added	YTD Members Dropped	YTD Net Growth	YTD Net Growth%	Member Count 12 Months Ago	Avg. length of service for dropped members	Months Since Last MMR ***	Yrs. Since Last Officer Report	President Rotation	Vice President Reported ****	Months Since Last Activity Report ***	Account Balance	Donations for current Fiscal Year				
			Number of times on status quo within last two years	If below 15 members appears					If net loss is greater than 20% appears						If no report in 3 months appears in	When more than one year appears in	Number of repeat terms	Notes the officers that do not have an active	If no report at 12 months appears in red		
Exc Award (06/30/2024)																					
109674	ASUNCIÓN BARRIO SAN VICENTE	11/11/2010	Active(1)	14	0	0	0	0.00%	14		13		None	P,S,T,M,VP SC	24+	90+ Days					
137065	Asuncion Campo Grande	03/13/2019	Active	6	2	17	-15	-71.43%	21	6	0		None	P,S,T,M,VP SC	5	90+ Days					
149744	Asunción Cruzada de la Hermandad	03/01/2022	Active(1)	6	5	2	3	100.00%	3	0	0			P,S,T,M,VP SC	8						
110505	ASUNCION DE LOS ANGELES	03/04/2011	Active	17	0	0	0	0.00%	17		13			P,S,T,M,VP SC	9	90+ Days					
Exc Award (06/30/2016)																					
42082	ASUNCION ITA PYTA PUNTA	12/01/1982	Active	18	1	6	-5	-21.74%	23	16	0			P,S,T,M,VP SC	1	90+ Days	\$1,000.00				
Exc Award (06/30/2016, 06/30/2018, 06/30/20)																					
124446	Asuncion Loma Pyta	03/31/2015	Active	20	0	2	-2	-9.09%	22	3	3			P,S,T,M,VP SC	0		\$80.00				
Exc Award (06/30/2020, 06/30/2023, 06/30/20)																					
134424	Asunción Mariscal Francisco Solano López del Centenario	05/10/2018	Active	28	3	5	-2	-6.67%	30	3	0			P,S,T,M,VP SC	0		\$1,000.00				
97844	ASUNCION METROPOLITANO	10/19/2006	Active	84	8	11	-3	-3.45%	87	4	0			P,S,T,M,VP SC	0		\$2,237.00				
Exc Award (06/30/2017, 06/30/2018, 06/30/20)																					
35761	ASUNCION NAZARETH	06/09/1978	Active	43	2	0	2	4.88%	41		2			P,S,T,M,VP SC	0		\$1,190.00				
Exc Award (06/30/2016, 06/30/2017, 06/30/20)																					
144522	Asunción Odontólogos Del Paraguay	12/29/2020	Active	16	1	5	-4	-20.00%	20	4	0		2	P,S,T,M,VP SC	0						
122468	Asuncion Sajonia	06/13/2014	Active	21	0	3	-3	-12.50%	24	8	11			P,S,T,M,VP SC	0		\$183.00				
Exc Award (06/30/2022, 06/30/2023, 06/30/20)																					
31461	ASUNCION SAN RAFAEL	12/11/1975	Active	12	0	0	0	0.00%	12		0		None	P,S,T,M,VP SC	24+	90+ Days					
119570	Asuncion Santa Monica	06/10/2013	Active	13	5	0	5	62.50%	8		0		3	P,S,T,M,VP SC	1		\$150.00				
Exc Award (06/30/2016, 06/30/2020)																					
118031	ASUNCION-ROSA DORADA	10/15/2012	Active	7	0	0	0	0.00%	7		1		4	P,S,T,M,VP SC	6						
Exc Award (06/30/2016)																					
40244	BARRIO SANTO DOMINGO	07/24/1981	Active(1)	11	0	4	-4	-26.67%	15	2	4		5	P,S,T,M,VP SC	11	90+ Days					
Exc Award (06/30/2016)																					
122569	Benjamin Aceval	06/20/2014	Active	36	2	3	-1	-2.70%	37	2	0			P,S,T,M,VP SC	3						
Exc Award (06/30/2023, 06/30/2024)																					



Club Health Assessment for District M 1 through June 2025

			Status	Membership							Reports					Finance		LCIF
Club Number	Club Name	Charter Date		Current Member Count	YTD Members Added	YTD Members Dropped	YTD Net Growth	YTD Net Growth%	Member Count 12 Months Ago	Avg. length of service for dropped members	Months Since Last MMR ***	Yrs. Since Last Officer Report	President Rotation	Vice President Reported ****	Months Since Last Activity Report ***	Account Balance	Donations for current Fiscal Year	
			Number of times on status quo within last two years	If below 15 members appears				If net loss is greater than 20% appears			If no report in 3 months appears in	When more than one year appears in	Number of repeat terms	Notes the officers that do not have an active	If no report at 12 months appears in red			
151156	Caazapá Universitario	06/23/2022	Active	9	0	0	0	0.00%	9		12			P,S,T,M,VP SC	N/R	90+ Days		
132065	Carapegua	06/30/2017	Active	14	4	2	2	16.67%	12	7	6		2	P,S,T,M,VP SC	9	90+ Days		
100487	CIUDAD DE NARANJAL	11/07/2007	Active	4	0	0	0	0.00%	4		43		None	P,S,T,M,VP SC	4	90+ Days		
17619	CIUDAD DEL ESTE	09/08/1967	Active	99	11	1	10	11.24%	89	1	0			P,S,T,M,VP SC	0		\$4,120.00	
Exc Award (06/30/2016, 06/30/2018, 06/30/20																		
150210	Ciudad del Este - Candido Wilson Alderete	03/15/2022	Active	69	2	0	2	2.99%	67		0			P,S,T,M,VP SC	1		\$4,630.00	
Exc Award (06/30/2023, 06/30/2024)																		
150737	Ciudad del Este Santa Clara	05/24/2022	Active	16	0	0	0	0.00%	16		11			P,S,T,M,VP SC	22	90+ Days		
17602	CORONEL BOGADO	11/18/1962	Active	61	7	4	3	5.17%	58	36	0			P,S,T,M,VP SC	1		\$1,000.00	
Exc Award (06/30/2016, 06/30/2023, 06/30/20																		
17601	CORONEL OVIEDO	10/24/1957	Active	20	4	18	-14	-41.18%	34	4	0			P,S,T,M,VP SC	11			
Exc Award (06/30/2021)																		
17603	ENCARNACION	10/16/1957	Active	57	6	5	1	1.79%	56	9	0			P,S,T,M,VP SC	0		\$1,000.00	
Exc Award (06/30/2018, 06/30/2019, 06/30/20																		
148846	Encarnacion San Roque Especializado en Cuidado	11/04/2021	Active	16	0	7	-7	-30.43%	23	3	6			P,S,T,M,VP SC	3			
17605	FERNANDO DE LA MORA	01/24/1964	Active	57	9	7	2	3.64%	55	10	0			P,S,T,M,VP SC	9			
Exc Award (06/30/2016, 06/30/2017, 06/30/20																		
146952	Fernando De La Mora - Colibrí	06/24/2021	Active	5	3	0	3	150.00%	2		2		4	P,S,T,M,VP SC	3			
130858	Fernando de la Mora - Santa Teresa	06/22/2017	Active	11	1	0	1	10.00%	10		1			P,S,T,M,VP SC	0			
141587	Fernando de la Mora Jazmin Paraguay	06/20/2020	Cancelled(8*)	0	3	6	-3	-100.00%	3	3	3		None	P,S,T,M,VP SC	17	90+ Days		
144822	Fernando de la Mora Reseda	12/31/2020	Active	6	5	1	4	200.00%	2	0	0		4	P,S,T,M,VP SC	3			
119755	Fernando de la Mora Tajy Poty	06/25/2013	Active	25	9	7	2	8.70%	23	6	5			P,S,T,M,VP SC	1			
Exc Award (06/30/2016)																		
151304	Fram Apere-A	06/22/2022	Cancelled(8*)	0	0	23	-23	-100.00%	23	3	6	2	None	P,S,T,M,VP SC	N/A	90+ Days		
128002	General Delgado del Centenario	06/20/2016	Active	21	0	7	-7	-25.00%	28	4	0			P,S,T,M,VP SC	1	90+ Days		
Exc Award (06/30/2018, 06/30/2019, 06/30/20																		



Club Health Assessment for District M 1 through June 2025

			Status	Membership							Reports					Finance		LCIF
Club Number	Club Name	Charter Date		Current Member Count	YTD Members Added	YTD Members Dropped	YTD Net Growth	YTD Net Growth%	Member Count 12 Months Ago	Avg. length of service for dropped members	Months Since Last MMR ***	Yrs. Since Last Officer Report	President Rotation	Vice President Reported ****	Months Since Last Activity Report ***	Account Balance	Donations for current Fiscal Year	
			Number of times on status quo within last two years	If below 15 members appears				If net loss is greater than 20% appears			If no report in 3 months appears in	When more than one year appears in	Number of repeat terms	Notes the officers that do not have appears in an active	If no report at 12 months red			
136382	Hernandarias Itaipú del Centenario Exc Award (06/30/2019, 06/30/2020, 06/30/20	09/11/2018	Active	7	0	7	-7	-50.00%	14	4	6		2	P,S,T,M,VP SC	15			
140216	Juan Leon Mallorquin	12/18/2019	Active	15	0	0	0	0.00%	15		12			P,S,T,M,VP SC	8			
144787	La Colmena	12/31/2020	Active	3	0	0	0	0.00%	3		19			P,S,T,M,VP SC	8			
17606	LAMBARE Exc Award (06/30/2016)	10/09/1969	Active	23	3	10	-7	-23.33%	30	10	0			P,S,T,M,VP SC	0			
55129	MARIANO ROQUE ALONSO Exc Award (06/30/2016, 06/30/2017, 06/30/20	12/15/1993	Active	23	2	5	-3	-11.54%	26	8	0			P,S,T,M,VP SC	0			
124643	Mbocayaty del Yhaguy Hijos Residentes-Paraiso Neminby	04/28/2015	Active	8	0	8	-8	-50.00%	16	6	0		2	P,S,T,M,VP SC	19	90+ Days		
141625	Ñemby Mburucuja Poty	06/16/2020	Active	10	4	0	4	66.67%	6		0			P,S,T,M,VP SC	1		\$1,000.00	
139959	Pilar La Heroica Exc Award (06/30/2024)	10/16/2019	Active	13	3	2	1	8.33%	12	5	0		None	P,S,T,M,VP SC	0	90+ Days		
143486	Remansito Bajo Chaco Exc Award (06/30/2024)	11/03/2020	Active	28	1	1	0	0.00%	28	1	1			P,S,T,M,VP SC	1			
150782	San Cosme y Damián	05/16/2022	Active	16	1	7	-6	-27.27%	22	3	3			P,S,T,M,VP SC	4	90+ Days		
120491	San Ignacio Guasu	10/07/2013	Active(1)	22	0	0	0	0.00%	22		0		None	P,S,T,M,VP SC	24+			
143006	San Juan Bautista Misiones	10/19/2020	Active	8	1	7	-6	-42.86%	14	4	0		None	P,S,T,M,VP SC	5			
148558	San Lorenzo Comunicadores San Francisco	10/18/2021	Active	16	11	0	11	220.00%	5		1			P,S,T,M,VP SC	0			
68711	SANTA RITA DEL MONDAY	04/17/2003	Active	39	6	2	4	11.43%	35	4	0			P,S,T,M,VP SC	3		\$1,000.00	
33098	SANTIAGO	12/03/1976	Active(1)	19	0	0	0	0.00%	19		1			P,S,T,M,VP SC	4			
17612	SANTISIMA TRINIDAD Exc Award (06/30/2016, 06/30/2022)	05/10/1967	Active	24	0	4	-4	-14.29%	28	11	0			P,S,T,M,VP SC	0			
145967	TACURUTY VILLETA Exc Award (06/30/2023, 06/30/2024)	04/29/2021	Active	13	1	0	1	8.33%	12		1		2	P,S,T,M,VP SC	1		\$120.00	
146514	Villa Elisa	06/15/2021	Active	6	0	0	0	0.00%	6		1			P,S,T,M,VP SC	N/A	90+ Days		
42981	VILLA HAYES Exc Award (06/30/2024)	08/22/1983	Active	49	10	6	4	8.89%	45	2	0			P,S,T,M,VP SC	0		\$2,000.00	



Club Health Assessment for District M 1 through June 2025

			Status	Membership							Reports					Finance	LCIF	
Club Number	Club Name	Charter Date		Current Member Count	YTD Members Added	YTD Members Dropped	YTD Net Growth	YTD Net Growth%	Member Count 12 Months Ago	Avg. length of service for dropped members	Months Since Last MMR ***	Yrs. Since Last Officer Report	President Rotation	Vice President Reported ****	Months Since Last Activity Report ***	Account Balance	Donations for current Fiscal Year	
			Number of times on status quo within last two years	If below 15 members appears				If net loss is greater than 20% appears			If no report in 3 months appears in	When more than one year appears in	Number of repeat terms		Notes the officers that do not have an active	If no report at 12 months appears in red		
17621	VILLARRICA	12/17/1955	Active	40	0	3	-3	-6.98%	43	19	1				P,S,T,M,VP SC	0		
	Exc Award (06/30/2016, 06/30/2020)																	
119046	YAGUARON	03/27/2013	Active	19	0	5	-5	-20.83%	24	8	0				P,S,T,M,VP SC	1		\$2,000.00
	Exc Award (06/30/2018, 06/30/2019, 06/30/2020)																	
142868	Ybycui	09/17/2020	Active(1)	11	1	1	0	0.00%	11	4	4				P,S,T,M,VP SC	8	90+ Days	
64968	YCUA BOLANOS CAAZAPA	02/06/2002	Active	20	0	2	-2	-9.09%	22	10	6		2		P,S,T,M,VP SC	24+	90+ Days	\$1,000.00
146883	Ypane	06/21/2021	Active	7	1	5	-4	-36.36%	11	2	6		2		P,S,T,M,VP SC	N/A		

Clubs Cancelled Previous Fiscal Year – Clubs Cancelled within last 12 months may be reinstated

Club Number	Club Name	Charter Date	Current Status*	Cancellation Date
154604	Asuncion Don Emilio Pineda	05/31/2023	Cancelled(8*)	06/29/2024
140446	Asuncion Ladies ExA Comercio	01/08/2020	Cancelled(6*)	07/29/2023

Current Total Clubs Count	YTD New Clubs Count	YTD Cancelled Clubs Count	YTD Net Club Gain	Current Total Members Count	YTD Add	YTD Drop	YTD Net Growth	YTD Net Growth %	Member Count 12 Months Ago	Average Member Count Per Club	% of Clubs with less than 20 members	% No MMR in 3 Months	% No Officer Report in 12 Months	% of Clubs with balance 90+ days	Number of Clubs in Status Quo	% Status Quo Clubs in Financial Suspension	Number of Cancelled Clubs	Average Cancelled Club Age	Members Lost Due to Cancellation	% of Clubs Cancelled for Non-Financial Reasons
74	8	2	6	1,669	461	327	134	8.73%	1,535	23	54%	32%	0%	27%	0	0%	2	6	29	-50%

* - P - Priority Club. Cancellation Reasons: 1-Objectives/conduct, 2-Non-active club, 5-Non-existing club, 6-Disbanding, 7-Merger, 8-Financial Suspension, 9-District/Multiple District Dues.
** - Abbreviation: P-President, S-Secretary, T-Treasurer, M-Member Chairperson, VP-First Vice President, MC-Communications Chairperson, SC-Service Chairperson
*** - Abbreviation: N/R - Never reported using the Lions Clubs website, N/A - Not applicable, No password registered for the Lions Clubs website.
**** - Abbreviation: N - New, IP - Immediate Past, R - Repeat.



Club Health Assessment for District M 2 through June 2025

			Status	Membership							Reports					Finance		LCIF
Club Number	Club Name	Charter Date		Current Member Count	YTD Members Added	YTD Members Dropped	YTD Net Growth	YTD Net Growth%	Member Count 12 Months Ago	Avg. length of service for dropped members	Months Since Last MMR ***	Yrs. Since Last Officer Report	President Rotation	Vice President Reported ****	Months Since Last Activity Report ***	Account Balance	Donations for current Fiscal Year	
			Number of times on status quo within last two years	If below 15 members appears					If net loss is greater than 20% appears			If no report in 3 months appears in	When more than one year appears in	Number of repeat terms	Notes the officers that do not have an active	If no report at 12 months appears in red		
Clubs less than two years old																		
178967	Capiata Ruta 1	09/30/2024	Active	31	32	1	31	100.00%	0	0	0			P,S,T,M,VP SC	0			
180130	Capitan José Matias Bado Chaco'i	12/23/2024	Active	20	21	1	20	100.00%	0	0	0			P,S,T,M,VP SC	1			
180194	Ciudad del Este Unión y Solidaridad	01/24/2025	Active	32	36	4	32	100.00%	0	3	0			P,S,T,M,VP SC	0			
182749	Itá	06/16/2025	Newly Chartered	34	34	0	34	100.00%	0		0			P,S,T,M,VP SC	N/A			
178922	Itaugua	10/01/2024	Active	33	33	0	33	100.00%	0		0			P,S,T,M,VP SC	7			
171338	PUERTO CASADO ALTO PARAGUAY	05/20/2024	Cancelled(8*)	0	7	30	-23	-100.00%	23	1	0		None	P,S,T,M,VP SC	N/R	90+ Days		
181246	San Pedro del Ycuamandyyú	03/05/2025	Active	31	31	0	31	100.00%	0		3			P,S,T,M,VP SC	0			
178923	Villa Elisa Fraternos	09/27/2024	Active	28	28	0	28	100.00%	0		0			P,S,T,M,VP SC	0	90+ Days		
179815	Yataity del Norte	12/03/2024	Active	24	24	0	24	100.00%	0		0			P,S,T,M,VP SC	0			
Clubs more than two years old																		
67401	ARROYOS Y ESTEROS Exc Award (06/30/2018, 06/30/2021)	03/04/2003	Active	30	3	1	2	7.14%	28	0	10			P,S,T,M,VP SC	1			
17579	ASUNCION BARRIO LA ENCARNACION Exc Award (06/30/2018, 06/30/2024)	11/11/1963	Active	28	13	18	-5	-15.15%	33	10	5		2	P,S,T,M,VP SC	0			
17585	ASUNCION BARRIO OBRERO Exc Award (06/30/2018)	07/29/1956	Active	0	0	4	-4	-100.00%	4	22	0		None	P,S,T,M,VP SC	24+			
17581	ASUNCION BARRIO SAN ANTONIO Exc Award (06/30/2018, 06/30/2024)	11/23/1963	Active	36	12	10	2	5.88%	34	4	0			P,S,T,M,VP SC	0		\$2,290.00	
17589	ASUNCION BARRIO TACUMBU Exc Award (06/30/2018, 06/30/2021, 06/30/2024)	07/31/1963	Active	40	7	5	2	5.26%	38	20	0		2	P,S,T,M,VP SC	0			
17590	ASUNCION BARRIO VISTA ALEGRE Exc Award (06/30/2021)	07/24/1963	Active	28	1	0	1	3.70%	27		9			P,S,T,M,VP SC	0			
17575	ASUNCION BC ANTONIO LOPEZ	07/24/1963	Active	40	4	2	2	5.26%	38	3	2			P,S,T,M,VP SC	1			



Club Health Assessment for District M 2 through June 2025

			Status	Membership						Reports					Finance		LCIF				
Club Number	Club Name	Charter Date		Current Member Count	YTD Members Added	YTD Members Dropped	YTD Net Growth	YTD Net Growth%	Member Count 12 Months Ago	Avg. length of service for dropped members	Months Since Last MMR ***	Yrs. Since Last Officer Report	President Rotation	Vice President Reported ****	Months Since Last Activity Report ***	Account Balance	Donations for current Fiscal Year				
			Number of times on status quo within last two years	If below 15 members appears					If net loss is greater than 20% appears						If no report in 3 months appears in	When more than one year appears in	Number of repeat terms	Notes the officers that do not have an active	If no report at 12 months appears in red		
Exc Award (06/30/2019, 06/30/2021)																					
17584	ASUNCION CIUDAD NUEVA	10/07/1955	Active	12	0	0	0	0.00%	12		21				P,S,T,M,VP SC	2	90+ Days				
Exc Award (06/30/2021)																					
143043	Asuncion Defensa Animal Y Ambiental	10/21/2020	Active	20	0	1	-1	-4.76%	21	4	1		4		P,S,T,M,VP SC	8					
17588	ASUNCION GENERAL BERNARDINE	03/19/1961	Active	43	11	6	5	13.16%	38	3	3		2		P,S,T,M,VP SC	3		\$1,000.00			
Exc Award (06/30/2017, 06/30/2018, 06/30/20)																					
17577	ASUNCION KAAGUY RORY	03/22/1972	Active	58	6	5	1	1.75%	57	13	0		2		P,S,T,M,VP SC	1					
Exc Award (06/30/2017, 06/30/2019, 06/30/20)																					
145548	Asuncion Lady Guarani	03/12/2021	Active	16	10	9	1	6.67%	15	3	0				P,S,T,M,VP SC	1					
Exc Award (06/30/2024)																					
56289	ASUNCION MCAL JOSE F ESTIGARRIBIA	11/29/1994	Active(2)	10	0	1	-1	-9.09%	11	6	3	2	None		P,S,T,M,VP SC	24+					
17595	ASUNCION SAN ALFONSO	11/19/1968	Active	10	1	0	1	11.11%	9		0		3		P,S,T,M,VP SC	3					
Exc Award (06/30/2019, 06/30/2021)																					
17591	ASUNCION VILLA MORRA	04/22/1957	Active	43	7	4	3	7.50%	40	6	0		2		P,S,T,M,VP SC	0		\$100.00			
Exc Award (06/30/2018, 06/30/2019, 06/30/20)																					
30162	CAAGUAZU	01/29/1975	Active	71	13	0	13	22.41%	58		10				P,S,T,M,VP SC	1		\$2,000.00			
Exc Award (06/30/2018, 06/30/2023)																					
33955	CAPIATA	05/24/1977	Active	125	31	16	15	13.64%	110	6	0		3		P,S,T,M,VP SC	0		\$2,000.00			
Exc Award (06/30/2018)																					
110824	CARAGUATAY UNIDOS	04/25/2011	Active	14	0	0	0	0.00%	14		0		11		P,S,T,M,VP SC	19					
121576	CHORE	03/13/2014	Active	13	4	2	2	18.18%	11	9	0				P,S,T,M,VP SC	0		\$1,000.00			
138725	Ciudad del Este Tres Fronteras	06/30/2019	Active	29	2	12	-10	-25.64%	39	2	0				P,S,T,M,VP SC	2					
Exc Award (06/30/2021, 06/30/2024)																					
17600	CONCEPCION	10/11/1959	Active	41	3	0	3	7.89%	38		0				P,S,T,M,VP SC	8		\$1,000.00			
Exc Award (06/30/2021, 06/30/2024)																					
55554	CONCEPCION AGUSTIN FERNANDO DP	04/15/1994	Active	45	10	4	6	15.38%	39	6	0			N	S,SC	0		\$2,000.00			
Exc Award (06/30/2018, 06/30/2022, 06/30/20)																					



Club Health Assessment for District M 2 through June 2025

			Status	Membership							Reports					Finance		LCIF
Club Number	Club Name	Charter Date		Current Member Count	YTD Members Added	YTD Members Dropped	YTD Net Growth	YTD Net Growth%	Member Count 12 Months Ago	Avg. length of service for dropped members	Months Since Last MMR ***	Yrs. Since Last Officer Report	President Rotation	Vice President Reported ****	Months Since Last Activity Report ***	Account Balance	Donations for current Fiscal Year	
			Number of times on status quo within last two years	If below 15 members appears				If net loss is greater than 20% appears			If no report in 3 months appears in	When more than one year appears in	Number of repeat terms	Notes the officers that do not have an active	If no report at 12 months appears in red			
117251	FILADELFIA CHACO CENTRAL Exc Award (06/30/2018, 06/30/2021)	06/20/2012	P- Active	30	5	10	-5	-14.29%	35	4	0			P,S,T,M,VP SC	0		\$3,000.00	
133281	Gral Elizardo Aquino del Centenario	12/19/2017	Active	11	2	1	1	10.00%	10	3	0		2	P,S,T,M,VP SC	3			
35762	HERNANDARIAS	06/22/1978	P- Active	20	9	9	0	0.00%	20	9	0		4	P,S,T,M,VP SC	2			
31037	HORQUETA Exc Award (06/30/2018)	06/30/1975	Active	26	1	3	-2	-7.14%	28	24	6			P,S,T,M,VP SC	24+		\$1,000.00	
123772	Itacurubi del Rosario Exc Award (06/30/2018)	12/08/2014	Active	20	0	3	-3	-13.04%	23	4	7		2	P,S,T,M,VP SC	4			
84060	KATUETE Exc Award (06/30/2018)	08/17/2004	Active	21	10	1	9	75.00%	12	2	0			P,S,T,M,VP SC	2		\$1,000.00	
137750	Limpio Exc Award (06/30/2021, 06/30/2022)	04/01/2019	Active	51	6	0	6	13.33%	45		0			P,S,T,M,VP SC	1		\$1,000.00	
154202	Limpio Karanday Poty	05/09/2023	Cancelled(6*)	0	0	0	0	0.00%	0		11		3	P,S,T,M,VP SC	15			
62406	LIMPIO PIQUETE CUE Exc Award (06/30/2018)	10/08/1999	Active	25	3	1	2	8.70%	23	25	0		2	P,S,T,M,VP SC	1			
17607	LUQUE Exc Award (06/30/2012, 06/30/2018, 06/30/20)	06/06/1965	Active	48	8	4	4	9.09%	44	18	0			P,S,T,M,VP SC	0		\$3,040.00	
58704	MARIANO R ALONSO SAN JORGE	09/17/1996	Active	3	0	0	0	0.00%	3		13			P,S,T,M,VP SC	15			
17614	PEDRO JUAN CABALLERO	02/16/1969	Active	13	7	14	-7	-35.00%	20	12	0			P,S,T,M,VP SC	1			
151366	Pitiantuta Fernando De La Mora	06/20/2022	Active	19	1	4	-3	-13.64%	22	2	0			P,S,T,M,VP SC	2			
43237	PRESIDENTE FRANCO Exc Award (06/30/2018, 06/30/2020, 06/30/20)	12/07/1983	Active	35	6	4	2	6.06%	32	3	0			P,S,T,M,VP SC	0		\$1,000.00	
47216	SALTO DEL GUAIRA Exc Award (06/30/2019, 06/30/2021, 06/30/20)	04/07/1987	Active	79	7	5	2	2.60%	77	2	0			P,S,T,M,VP SC	0		\$5,000.00	
35195	SAN ESTANISLAO Exc Award (06/30/2018, 06/30/2021, 06/30/20)	03/09/1978	Active	52	10	1	9	20.93%	43	42	0			P,S,T,M,VP SC	0		\$2,000.00	
96461	SAN ISIDRO LABRADOR DE CURUGUATY	03/09/2006	Active	20	4	0	4	25.00%	16		0			P,S,T,M,VP SC	0			



Club Health Assessment for District M 2 through June 2025

INTERNATIONAL

Club Number	Club Name	Charter Date	Status	Membership							Reports					Finance	LCIF
			Current Member Count	YTD Members Added	YTD Members Dropped	YTD Net Growth	YTD Net Growth%	Member Count 12 Months Ago	Avg. length of service for dropped members	Months Since Last MMR ***	Yrs. Since Last Officer Report	President Rotation	Vice President Reported ****	Months Since Last Activity Report ***	Account Balance	Donations for current Fiscal Year	
			Number of times on status quo within last two years	If below 15 members appears				If net loss is greater than 20% appears			If no report in 3 months appears in	When more than one year appears in	Number of repeat terms	Notes the officers that do not have an active	If no report at 12 months appears in red		
17610	SAN LORENZO	10/10/1955	Active	65	0	1	-1	-1.52%	66	4	7			P,S,T,M,VP SC	1		
	Exc Award (06/30/2018, 06/30/2022)																
139832	Santa Rosa del Aguaray	10/09/2019	Active	38	18	5	13	52.00%	25	4	0		3	P,S,T,M,VP SC	1		

Clubs Cancelled Previous Fiscal Year – Clubs Cancelled within last 12 months may be reinstated

Club Number	Club Name	Charter Date	Current Status*	Cancellation Date
153905	Asunción Patricio Barrio Obrero	04/11/2023	Cancelled(8*)	12/29/2023
151461	Belén	06/21/2022	Cancelled(8*)	02/29/2024
137676	Tobati	04/15/2019	Cancelled(8*)	06/29/2024

Current Total Clubs Count	YTD New Clubs Count	YTD Cancelled Clubs Count	YTD Net Club Gain	Current Total Members Count	YTD Add	YTD Drop	YTD Net Growth	YTD Net Growth %	Member Count 12 Months Ago	Average Member Count Per Club	% of Clubs with less than 20 members	% No MMR in 3 Months	% No Officer Report in 12 Months	% of Clubs with balance 90+ days	Number of Clubs in Status Quo	% Status Quo Clubs in Financial Suspension	Number of Cancelled Clubs	Average Cancelled Club Age	Members Lost Due to Cancellation	% of Clubs Cancelled for Non-Financial Reasons
48	8	2	6	1,561	481	202	279	21.76%	1,281	33	23%	25%	2%	4%	0	0%	2	5	30	-100%

* - P - Priority Club. Cancellation Reasons: 1-Objectives/conduct, 2-Non-active club, 5-Non-existing club, 6-Disbanding, 7-Merger, 8-Financial Suspension, 9-District/Multiple District Dues.
** - Abbreviation: P-President, S-Secretary, T-Treasurer, M-Member Chairperson, VP-First Vice President, MC-Communications Chairperson, SC-Service Chairperson
*** - Abbreviation: N/R - Never reported using the Lions Clubs website, N/A - Not applicable, No password registered for the Lions Clubs website.
**** - Abbreviation: N - New, IP - Immediate Past, R - Repeat.



Club Health Assessment for District O 1 through June 2025

			Status	Membership							Reports				Finance	LCIF	
Club Number	Club Name	Charter Date		Current Member Count	YTD Members Added	YTD Members Dropped	YTD Net Growth	YTD Net Growth%	Member Count 12 Months Ago	Avg. length of service for dropped members	Months Since Last MMR ***	Yrs. Since Last Officer Report	President Rotation	Vice President Reported ****	Months Since Last Activity Report ***	Account Balance	Donations for current Fiscal Year
			Number of times on status quo within last two years	If below 15 members appears				If net loss is greater than 20% appears			If no report in 3 months appears in	When more than one year appears in	Number of repeat terms	Notes the officers that do not have appears in an active	If no report at 12 months red		
Clubs less than two years old																	
181109	Catamarca San Fernando	02/25/2025	Active	20	24	4	20	100.00%	0	0	0			P,S,T,M,VP SC	0		\$22.06
156639	Concepción Centro	11/20/2023	Active	17	6	5	1	6.25%	16	1	1			P,S,T,M,VP SC	0		\$80.20
156617	Tucuman Concepción La Perla del Sur	11/28/2023	Active	15	7	17	-10	-40.00%	25	1	0			P,S,T,M,VP SC	16		\$43.40
Clubs more than two years old																	
121864	Aguilares	04/15/2014	Active(1)	23	6	2	4	21.05%	19	1	1			P,S,T,M,VP SC	11		\$10.98
78737	ANATUYA TINCUNACU	04/09/2004	Active	20	0	0	0	0.00%	20		1			P,S,T,M,VP SC	8		
17626	BELL VILLE	03/09/1958	Active	76	5	2	3	4.11%	73	27	0			P,S,T,M,VP SC	0		\$483.54
Exc Award (06/30/2016, 06/30/2018, 06/30/2020)																	
147753	Catamarca Valles De Ancasti	08/09/2021	Active(1)	26	18	18	0	0.00%	26	3	0			P,S,T,M,VP SC	1		\$97.67
140091	Cordoba	10/24/2019	Active(1)	14	0	0	0	0.00%	14		20	1	None	P,S,T,M,VP SC	24+		
17631	CORDOBA ALTA CORDOBA	03/24/1959	Active	17	3	1	2	13.33%	15	1	1			P,S,T,M,VP SC	2		\$28.58
Exc Award (06/30/2022, 06/30/2024)																	
124954	Gaona	05/28/2015	Active(1)	23	0	0	0	0.00%	23		13	1	None	P,S,T,M,VP SC	18		\$14.30
Exc Award (06/30/2016)																	
17641	GENERAL GUTIERREZ	08/17/1971	Active(1)	9	3	0	3	50.00%	6		6		3	P,S,T,M,VP SC	0		\$5.36
17643	GODOY CRUZ	12/22/1959	Active	5	0	0	0	0.00%	5		1		2	P,S,T,M,VP SC	3		
54909	LA BANDA JORGE W ABALOS	09/30/1993	Active	25	3	0	3	13.64%	22		6		2	P,S,T,M,VP SC	0		\$95.60
17648	LAS HERAS	05/09/1973	Active(1)	8	0	4	-4	-33.33%	12	15	1		6	P,S,T,M,VP SC	18		
17659	LAS VARILLAS	06/12/1961	Active(1)	24	0	1	-1	-4.00%	25	0	1			P,S,T,M,VP SC	2		\$36.98
Exc Award (06/30/2022)																	
17660	LUJAN DE CUYO	11/20/1956	Active	18	4	0	4	28.57%	14		2			P,S,T,M,VP SC	0		\$119.58
17650	MAIPU	07/26/1956	Active(1)	18	2	1	1	5.88%	17	0	1			P,S,T,M,VP SC	2		\$17.22
17653	MENDOZA	02/15/1956	Active(1)	34	11	8	3	9.68%	31	17	0			P,S,T,M,VP SC	0		\$63.51
Exc Award (06/30/2016)																	
105782	MENDOZA ACONCAQUA	06/24/2009	Active	18	3	4	-1	-5.26%	19	11	1			P,S,T,M,VP SC	0		\$37.49



Club Health Assessment for District O 1 through June 2025

			Status	Membership							Reports					Finance		LCIF
Club Number	Club Name	Charter Date		Current Member Count	YTD Members Added	YTD Members Dropped	YTD Net Growth	YTD Net Growth%	Member Count 12 Months Ago	Avg. length of service for dropped members	Months Since Last MMR ***	Yrs. Since Last Officer Report	President Rotation	Vice President Reported ****	Months Since Last Activity Report ***	Account Balance	Donations for current Fiscal Year	
			Number of times on status quo within last two years	If below 15 members appears				If net loss is greater than 20% appears			If no report in 3 months appears in	When more than one year appears in	Number of repeat terms	Notes the officers that do not have appears in an active	If no report at 12 months red			
Exc Award (06/30/2022)																		
61348	MENDOZA CUMBRES ANDINAS	12/14/1998	Active	5	0	0	0	0.00%	5		13			P,S,T,M,VP SC	0			
17878	METAN	10/19/1961	Active(1)	17	0	0	0	0.00%	17		8		2	P,S,T,M,VP SC	22		\$94.01	
61103	ROSARIO DE LA FRONTERA	08/08/1998	Active	24	0	0	0	0.00%	24		14		2	P,S,T,M,VP SC	0		\$25.27	
17888	SALTA NORTE	03/07/1970	Active	22	4	1	3	15.79%	19	2	2			P,S,T,M,VP SC	1		\$277.41	
Exc Award (06/30/2016, 06/30/2022)																		
17669	SAN FRANCISCO	05/10/1957	Active	25	1	2	-1	-3.85%	26	24	0			P,S,T,M,VP SC	0		\$1,057.06	
Exc Award (06/30/2016)																		
17892	SAN JUAN DESAMPARADOS	11/23/1967	Active	7	0	0	0	0.00%	7		15		8	P,S,T,M,VP SC	0		\$35.58	
Exc Award (06/30/2016, 06/30/2023)																		
17671	SAN MARTIN MENDOZA	12/26/1956	Active	7	7	2	5	250.00%	2	1	1			P,S,T,M,VP SC	1			
17672	SAN RAFAEL	08/01/1956	Active	33	10	5	5	17.86%	28	1	0		2	P,S,T,M,VP SC	1		\$13.40	
Exc Award (06/30/2016, 06/30/2020, 06/30/20)																		
37953	SANTA LUCIA	01/24/1980	Active	7	0	1	-1	-12.50%	8	2	3		3	P,S,T,M,VP SC	0		\$23.72	
17896	SANTA MARIA	08/06/1966	Active	20	4	5	-1	-4.76%	21	3	1			P,S,T,M,VP SC	1		\$34.83	
134916	Santiago del Estero	05/29/2018	Active(1)	17	8	0	8	88.89%	9		0		2	P,S,T,M,VP SC	0		\$10.72	
61886	SANTIAGO DEL ESTERO MISHKI MAYU	05/03/1999	Active(1)	24	5	4	1	4.35%	23	1	0		2	P,S,T,M,VP SC	0		\$89.29	
Exc Award (06/30/2018)																		
106408	TAFI VIEJO TUCUMAN LOS CERROS	08/27/2009	Active	17	4	0	4	30.77%	13		0		4	P,S,T,M,VP SC	1		\$234.82	
59333	TUCUMAN ACONQUIJA	04/09/1997	Active(1)	27	16	10	6	28.57%	21	9	0			P,S,T,M,VP SC	0		\$1,094.48	
Exc Award (06/30/2016)																		
119652	Tucuman Ibatin	06/17/2013	Active(1)	13	0	1	-1	-7.14%	14	3	0			P,S,T,M,VP SC	1		\$186.34	
63535	TUCUMAN LOS LAPACHOS	08/29/2000	Active	13	1	1	0	0.00%	13	16	10			P,S,T,M,VP SC	3		\$21.43	
44370	TUPUNGATO	06/03/1964	Active(1)	13	0	0	0	0.00%	13		2			P,S,T,M,VP SC	3		\$47.93	
132307	Villa Carlos Paz Centenario	07/27/2017	Active	18	18	5	13	260.00%	5	0	4			P,S,T,M,VP SC	3		\$100.00	
62862	VILLA CARLOS PAZ LAGO S ROQUE	03/07/2000	Active(1)	34	5	6	-1	-2.86%	35	7	0		2	P,S,T,M,VP SC	0		\$289.98	



Club Health Assessment for District O 1 through June 2025

			Status		Membership							Reports					Finance		LCIF	
Club Number	Club Name	Charter Date			Current Member Count	YTD Members Added	YTD Members Dropped	YTD Net Growth	YTD Net Growth%	Member Count 12 Months Ago	Avg. length of service for dropped members	Months Since Last MMR ***	Yrs. Since Last Officer Report	President Rotation	Vice President Reported ****	Months Since Last Activity Report ***	Account Balance	Donations for current Fiscal Year		
			Number of times on status quo within last two years		If below 15 members appears				If net loss is greater than 20% appears			If no report in 3 months appears in	When more than one year appears in	Number of repeat terms	Notes the officers that do not have an active	If no report at 12 months appears in red				
Exc Award (06/30/2016, 06/30/2021)																				
Current Total Clubs Count	YTD New Clubs Count	YTD Cancelled Clubs Count	YTD Net Club Gain	Current Total Members Count	YTD Add	YTD Drop	YTD Net Growth	YTD Net Growth %	Member Count 12 Months Ago	Average Member Count Per Club	% of Clubs with less than 20 members	% No MMR in 3 Months	% No Officer Report in 12 Months	% of Clubs with balance 90+ days	Number of Clubs in Status Quo	% Status Quo Clubs in Financial Suspension	Number of Cancelled Clubs	Average Cancelled Club Age	Members Lost Due to Cancellation	% of Clubs Cancelled for Non-Financial Reasons
38	1	0	1	753	178	110	68	9.93%	685	20	55%	29%	5%	0%	0	0%	0	0	0	0%

* - P - Priority Club. Cancellation Reasons: 1-Objectives/conduct, 2-Non-active club, 5-Non-existing club, 6-Disbanding, 7-Merger, 8-Financial Suspension, 9-District/Multiple District Dues.
** - Abbreviation: P-President, S-Secretary, T-Treasurer, M-Member Chairperson, VP-First Vice President, MC-Communications Chairperson, SC-Service Chairperson
*** - Abbreviation: N/R - Never reported using the Lions Clubs website, N/A - Not applicable, No password registered for the Lions Clubs website.
**** - Abbreviation: N - New, IP - Immediate Past, R - Repeat.



Club Health Assessment for District O 2 through June 2025

			Status	Membership							Reports					Finance	LCIF	
Club Number	Club Name	Charter Date		Current Member Count	YTD Members Added	YTD Members Dropped	YTD Net Growth	YTD Net Growth%	Member Count 12 Months Ago	Avg. length of service for dropped members	Months Since Last MMR ***	Yrs. Since Last Officer Report	President Rotation	Vice President Reported ****	Months Since Last Activity Report ***	Account Balance	Donations for current Fiscal Year	
			Number of times on status quo within last two years	If below 15 members appears					If net loss is greater than 20% appears			If no report in 3 months appears in	When more than one year appears in	Number of repeat terms	Notes the officers that do not have an active	If no report at 12 months appears in red		
Clubs less than two years old																		
179848	San Javier "Alto Uruguay"	12/03/2024	Active	22	26	4	22	100.00%	0	0	3			P,S,T,M,VP SC	3		\$18.11	
179520	Santa Sylvinia Para La Comunidad	11/07/2024	Active	28	35	7	28	100.00%	0	0	2			P,S,T,M,VP SC	0		\$18.11	
Clubs more than two years old																		
63483	ALMIRANTE BROWN ANDRESITO	07/26/2000	Active(1)	27	0	0	0	0.00%	27		0			P,S,T,M,VP SC	0		\$516.86	
110721	AVELLANEDA	04/07/2011	Active(1)	38	2	0	2	5.56%	36		7		3	P,S,T,M,VP SC	3		\$77.76	
Exc Award (06/30/2021)																		
84700	BARRANCAS	01/14/2005	Active(1)	17	1	0	1	6.25%	16		2		2	P,S,T,M,VP SC	2		\$34.56	
Exc Award (06/30/2016, 06/30/2018)																		
17955	CAPITAN BERMUDEZ	08/16/1966	Active(1)	17	0	3	-3	-15.00%	20	7	1		3	P,S,T,M,VP SC	5		\$36.72	
Exc Award (06/30/2019, 06/30/2021)																		
17956	CASILDA	08/27/1965	Active(1)	26	0	3	-3	-10.34%	29	10	0			P,S,T,M,VP SC	0		\$214.19	
Exc Award (06/30/2018, 06/30/2019)																		
17957	CHAJARI	03/05/1970	Active(1)	21	4	0	4	23.53%	17		6			P,S,T,M,VP SC	1		\$121.20	
17683	CLORINDA	06/01/1967	Active(1)	23	5	4	1	4.55%	22	2	0			P,S,T,M,VP SC	0		\$101.04	
Exc Award (06/30/2018, 06/30/2020)																		
17960	CONCORDIA	03/18/1964	Active(1)	22	7	2	5	29.41%	17	5	2		4	P,S,T,M,VP SC	9		\$283.25	
Exc Award (06/30/2017, 06/30/2021)																		
17961	CORONDA	03/10/1967	Active(1)	35	4	3	1	2.94%	34	13	0			P,S,T,M,VP SC	2		\$1,633.70	
Exc Award (06/30/2016, 06/30/2017, 06/30/2021)																		
17684	CORRIENTES	10/24/1958	Active(1)	21	2	4	-2	-8.70%	23	6	2			P,S,T,M,VP SC	2		\$113.09	
Exc Award (06/30/2021)																		
132666	Corrientes Centenario	09/22/2017	Active(1)	7	4	2	2	40.00%	5	3	0		None	P,S,T,M,VP SC	1		\$17.14	
Exc Award (06/30/2021)																		
122578	Corrientes Taragüi Porá	06/25/2014	Active(1)	14	8	5	3	27.27%	11	2	0			P,S,T,M,VP SC	0		\$43.76	
Exc Award (06/30/2018)																		
17685	CURUZU CUATIA	07/27/1968	Active(1)	25	4	4	0	0.00%	25	6	0			P,S,T,M,VP SC	0		\$53.95	



Club Health Assessment for District O 2 through June 2025

			Status	Membership							Reports					Finance		LCIF
Club Number	Club Name	Charter Date		Current Member Count	YTD Members Added	YTD Members Dropped	YTD Net Growth	YTD Net Growth%	Member Count 12 Months Ago	Avg. length of service for dropped members	Months Since Last MMR ***	Yrs. Since Last Officer Report	President Rotation	Vice President Reported ****	Months Since Last Activity Report ***	Account Balance	Donations for current Fiscal Year	
			Number of times on status quo within last two years	If below 15 members appears					If net loss is greater than 20% appears		If no report in 3 months appears in	When more than one year appears in	Number of repeat terms	Notes the officers that do not have an active	If no report at 12 months appears in red			
125044	El Dorado	06/04/2015	Active(1)	35	11	0	11	45.83%	24		0			P,S,T,M,VP SC	2		\$60.64	
Exc Award (06/30/2019, 06/30/2020, 06/30/2021)																		
17962	EL TREBOL	03/26/1966	Active(1)	22	6	2	4	22.22%	18	20	0		2	P,S,T,M,VP SC	0		\$42.24	
17687	ESPERANZA	05/02/1963	Active(1)	31	1	1	0	0.00%	31	7	5		None	P,S,T,M,VP SC	5		\$85.32	
Exc Award (06/30/2018)																		
58330	FORMOSA	05/24/1996	Active(1)	25	1	0	1	4.17%	24		0		None	P,S,T,M,VP SC	10		\$51.84	
Exc Award (06/30/2019)																		
17965	GALVEZ	10/29/1958	Active(1)	20	6	0	6	42.86%	14		0		2	P,S,T,M,VP SC	0		\$37.08	
Exc Award (06/30/2018)																		
146356	Gálvez Causa Especifica, Hambre	05/27/2021	Active(1)	28	2	2	0	0.00%	28	3	0			P,S,T,M,VP SC	0		\$139.63	
Exc Award (06/30/2024)																		
99756	GDOR CRESPO PARA LA COMUNIDAD	06/27/2007	Active(1)	20	0	0	0	0.00%	20		1		None	P,S,T,M,VP SC	0		\$43.20	
117883	GENERAL JOSE DE SAN MARTIN	09/24/2012	Active(1)	19	1	5	-4	-17.39%	23	4	0		2	P,S,T,M,VP SC	1		\$104.69	
Exc Award (06/30/2021)																		
17691	GOYA	03/04/1964	Active(1)	54	14	13	1	1.89%	53	6	0			P,S,T,M,VP SC	1		\$712.71	
Exc Award (06/30/2019, 06/30/2020, 06/30/2021)																		
17692	IGUAZU	08/24/1973	Active(1)	14	3	1	2	16.67%	12	9	0			P,S,T,M,VP SC	4		\$44.03	
29497	LAGUNA BLANCA	06/18/1974	Active(1)	25	7	4	3	13.64%	22	9	0			P,S,T,M,VP SC	0		\$136.31	
Exc Award (06/30/2021)																		
38646	MALABRIGO	06/23/1980	Active(1)	17	1	1	0	0.00%	17	11	2		2	P,S,T,M,VP SC	1		\$130.88	
Exc Award (06/30/2018)																		
17694	MERCEDES	12/16/1964	Active(1)	11	0	0	0	0.00%	11		20			P,S,T,M,VP SC	20		\$41.87	
134335	Monte Caseros	04/17/2018	Active(1)	21	4	1	3	16.67%	18	0	6			P,S,T,M,VP SC	0		\$56.99	
17699	OBERA	10/14/1965	Active(1)	27	5	2	3	12.50%	24	2	0			P,S,T,M,VP SC	0		\$116.16	
Exc Award (06/30/2018, 06/30/2019, 06/30/2020)																		
135000	Parana Campaña	06/20/2018	Active(1)	13	1	0	1	8.33%	12		0			P,S,T,M,VP SC	1		\$45.59	
17968	PARANA CENTRO	04/04/1963	Active(1)	23	4	3	1	4.55%	22	13	0		2	P,S,T,M,VP SC	0		\$65.63	



Club Health Assessment for District O 2 through June 2025

			Status	Membership							Reports					Finance	LCIF
Club Number	Club Name	Charter Date		Current Member Count	YTD Members Added	YTD Members Dropped	YTD Net Growth	YTD Net Growth%	Member Count 12 Months Ago	Avg. length of service for dropped members	Months Since Last MMR ***	Yrs. Since Last Officer Report	President Rotation	Vice President Reported ****	Months Since Last Activity Report ***	Account Balance	Donations for current Fiscal Year
			Number of times on status quo within last two years	If below 15 members appears				If net loss is greater than 20% appears			If no report in 3 months appears in	When more than one year appears in	Number of repeat terms	Notes the officers that do not have appears in an active	If no report at 12 months red		
Exc Award (06/30/2017, 06/30/2018)																	
110671	PARANA MUJERES EN ACCION	04/06/2011	Active(1)	23	5	1	4	21.05%	19	11	0		2	P,S,T,M,VP SC	0		\$99.74
Exc Award (06/30/2019)																	
17969	PARANA PARQUE URQUIZA	03/03/1970	Active(1)	23	7	0	7	43.75%	16		0			P,S,T,M,VP SC	0		\$108.29
Exc Award (06/30/2017, 06/30/2019, 06/30/2021)																	
17700	PASO DE LOS LIBRES	11/01/1961	Active(1)	33	1	1	0	0.00%	33	3	0			P,S,T,M,VP SC	0		\$267.96
Exc Award (06/30/2019, 06/30/2021)																	
43155	POSADAS DOCTOR RAMON MADARIAGA	11/14/1983	Active(1)	25	3	0	3	13.64%	22		1		2	P,S,T,M,VP SC	1		\$81.18
Exc Award (06/30/2019, 06/30/2020, 06/30/2021)																	
66792	POSADAS-ANDRESITO MISIONES	11/14/2002	Active(1)	63	41	6	35	125.00%	28	9	0		2	P,S,T,M,VP SC	0		\$139.31
Exc Award (06/30/2018, 06/30/2021)																	
17703	PRESIDENCIA ROQ SAENZ	06/05/1959	Active(1)	13	4	9	-5	-27.78%	18	2	0			P,S,T,M,VP SC	0		\$95.81
126577	Pueblo Muñoz Benard	01/22/2016	Active(1)	15	2	0	2	15.38%	13		6			P,S,T,M,VP SC	1		\$51.71
Exc Award (06/30/2018, 06/30/2021)																	
17705	RAFAELA	01/09/1960	Active(1)	25	2	1	1	4.17%	24	25	3			P,S,T,M,VP SC	0		\$126.35
17706	RECONQUISTA	05/15/1964	Active(1)	109	30	15	15	15.96%	94	11	0			P,S,T,M,VP SC	0		\$438.51
Exc Award (06/30/2018, 06/30/2019, 06/30/2021)																	
44987	RECREO	05/20/1985	Active(1)	24	2	4	-2	-7.69%	26	4	0			P,S,T,M,VP SC	0		\$434.47
Exc Award (06/30/2018, 06/30/2019, 06/30/2021)																	
17707	RESISTENCIA	09/16/1958	Active(1)	22	9	3	6	37.50%	16	10	0			P,S,T,M,VP SC	0		\$295.58
Exc Award (06/30/2021)																	
17708	RESISTENCIA SAN FERNA	12/01/1967	Active(1)	21	4	5	-1	-4.55%	22	9	0		3	P,S,T,M,VP SC	2		\$147.98
Exc Award (06/30/2021)																	
126897	Romang Estrella Solidaria	02/19/2016	Active(1)	22	17	4	13	144.44%	9	7	1		3	P,S,T,M,VP SC	3		\$43.38
17976	ROSARIO LUIS PASTEUR	03/26/1969	Active(1)	5	0	0	0	0.00%	5		14			P,S,T,M,VP SC	24+		\$28.91
48903	ROSARIO PARQUE	09/23/1988	Active(1)	9	2	1	1	12.50%	8	51	0			P,S,T,M,VP SC	1		\$35.39
17709	SAN CARLOS CENTRO	10/30/1958	Active(1)	22	2	2	0	0.00%	22	4	0			P,S,T,M,VP SC	0		\$215.62
Exc Award (06/30/2018)																	




Club Health Assessment for District O 2 through June 2025

			Status	Membership							Reports					Finance		LCIF
Club Number	Club Name	Charter Date		Current Member Count	YTD Members Added	YTD Members Dropped	YTD Net Growth	YTD Net Growth%	Member Count 12 Months Ago	Avg. length of service for dropped members	Months Since Last MMR ***	Yrs. Since Last Officer Report	President Rotation	Vice President Reported ****	Months Since Last Activity Report ***	Account Balance	Donations for current Fiscal Year	
			Number of times on status quo within last two years	If below 15 members appears				If net loss is greater than 20% appears			If no report in 3 months appears in	When more than one year appears in	Number of repeat terms	Notes the officers that do not have an active	If no report at 12 months appears in red			
68767	SAN CARLOS SUD	05/05/2003	Active(1)	14	0	4	-4	-22.22%	18	12	2			P,S,T,M,VP SC	2		\$56.99	
	Exc Award (06/30/2018, 06/30/2019, 06/30/2020)																	
17710	SAN CRISTOBAL	12/21/1961	Active(1)	12	1	3	-2	-14.29%	14	19	1			P,S,T,M,VP SC	20		\$44.03	
17712	SAN JAVIER SANTA FE	10/15/1966	Active(1)	25	3	1	2	8.70%	23	8	3			P,S,T,M,VP SC	7		\$151.99	
	Exc Award (06/30/2019)																	
17713	SAN JERONIMO NORTE	07/19/1963	Active(1)	21	0	7	-7	-25.00%	28	9	1		2	P,S,T,M,VP SC	0		\$236.29	
	Exc Award (06/30/2018)																	
17985	SAN JORGE	12/16/1966	Active(1)	13	5	0	5	62.50%	8		6		3	P,S,T,M,VP SC	0		\$35.39	
59871	SAN JORGE NUESTRA SRA DE ITATI	07/22/1997	Active(1)	12	0	6	-6	-33.33%	18	19	2			P,S,T,M,VP SC	2		\$56.99	
	Exc Award (06/30/2018)																	
17714	SAN JUSTO	09/29/1967	Active(1)	40	3	0	3	8.11%	37		0			P,S,T,M,VP SC	0		\$308.59	
	Exc Award (06/30/2016, 06/30/2018, 06/30/2020)																	
17986	SAN LORENZO	05/22/1960	Active(1)	35	17	2	15	75.00%	20	16	0		None	P,S,T,M,VP SC	1		\$89.23	
	Exc Award (06/30/2018, 06/30/2019, 06/30/2020)																	
101852	SAN VICENTE	04/16/2008	Active(1)	16	0	0	0	0.00%	16		2			P,S,T,M,VP SC	0		\$50.51	
17717	SANTA FE	05/31/1955	Active(1)	26	3	2	1	4.00%	25	12	0		3	P,S,T,M,VP SC	0		\$527.14	
	Exc Award (06/30/2018, 06/30/2020)																	
17719	SANTO TOME CORRIENTES	07/16/1973	Active(1)	5	1	1	0	0.00%	5	3	1		None	P,S,T,M,VP SC	24+		\$28.91	
17720	SANTO TOME SANTA FE	10/25/1964	Active(1)	32	17	7	10	45.45%	22	10	0			P,S,T,M,VP SC	0		\$105.86	
	Exc Award (06/30/2019, 06/30/2021, 06/30/2020)																	
17721	TOSTADO	06/28/1962	Active(1)	10	0	0	0	0.00%	10		12		10	P,S,T,M,VP SC	3		\$51.37	
17722	VILLA ANGELA	04/10/1959	Active(1)	60	6	0	6	11.11%	54		0			P,S,T,M,VP SC	1		\$542.61	
	Exc Award (06/30/2021, 06/30/2023)																	
17989	VILLA CANAS	11/14/1970	Active(1)	29	2	0	2	7.41%	27		1			P,S,T,M,VP SC	0		\$320.27	
	Exc Award (06/30/2021, 06/30/2023)																	
50637	VILLA OCAMPO	06/01/1990	Active(1)	37	6	2	4	12.12%	33	26	1		2	P,S,T,M,VP SC	0		\$1,362.68	
	Exc Award (06/30/2019, 06/30/2021, 06/30/2020)																	



Club Health Assessment for District O 2 through June 2025

			Status	Membership							Reports					Finance	LCIF
Club Number	Club Name	Charter Date		Current Member Count	YTD Members Added	YTD Members Dropped	YTD Net Growth	YTD Net Growth%	Member Count 12 Months Ago	Avg. length of service for dropped members	Months Since Last MMR ***	Yrs. Since Last Officer Report	President Rotation	Vice President Reported ****	Months Since Last Activity Report ***	Account Balance	Donations for current Fiscal Year
			Number of times on status quo within last two years	If below 15 members appears				If net loss is greater than 20% appears			If no report in 3 months appears in	When more than one year appears in	Number of repeat terms	Notes the officers that do not have an active	If no report at 12 months appears in red		

Clubs Cancelled Previous Fiscal Year – Clubs Cancelled within last 12 months may be reinstated

Club Number	Club Name	Charter Date	Current Status*	Cancellation Date
67585	LAS LOMITAS	03/17/2003	Cancelled(6*)	02/29/2024

Current Total Clubs Count	YTD New Clubs Count	YTD Cancelled Clubs Count	YTD Net Club Gain	Current Total Members Count	YTD Add	YTD Drop	YTD Net Growth	YTD Net Growth %	Member Count 12 Months Ago	Average Member Count Per Club	% of Clubs with less than 20 members	% No MMR in 3 Months	% No Officer Report in 12 Months	% of Clubs with balance 90+ days	Number of Clubs in Status Quo	% Status Quo Clubs in Financial Suspension	Number of Cancelled Clubs	Average Cancelled Club Age	Members Lost Due to Cancellation	% of Clubs Cancelled for Non-Financial Reasons
64	2	0	2	1,589	364	163	201	14.48%	1,388	25	31%	19%	0%	0%	0	0%	0	0	0	0%

* - P - Priority Club. Cancellation Reasons: 1-Objectives/conduct, 2-Non-active club, 5-Non-existing club, 6-Disbanding, 7-Merger, 8-Financial Suspension, 9-District/Multiple District Dues.

** - Abbreviation: P-President, S-Secretary, T-Treasurer, M-Member Chairperson, VP-First Vice President, MC-Communications Chairperson, SC-Service Chairperson

*** - Abbreviation: N/R - Never reported using the Lions Clubs website, N/A - Not applicable, No password registered for the Lions Clubs website.

**** - Abbreviation: N - New, IP - Immediate Past, R - Repeat.



Club Health Assessment for District O 3 through June 2025

			Status	Membership							Reports					Finance		LCIF
Club Number	Club Name	Charter Date		Current Member Count	YTD Members Added	YTD Members Dropped	YTD Net Growth	YTD Net Growth%	Member Count 12 Months Ago	Avg. length of service for dropped members	Months Since Last MMR ***	Yrs. Since Last Officer Report	President Rotation	Vice President Reported ****	Months Since Last Activity Report ***	Account Balance	Donations for current Fiscal Year	
			Number of times on status quo within last two years	If below 15 members appears				If net loss is greater than 20% appears			If no report in 3 months appears in	When more than one year appears in	Number of repeat terms	Notes the officers that do not have appears in an active	If no report at 12 months red			
Clubs more than two years old																		
66767	25 DE MAYO LA PAMPA	10/30/2002	Active(1)	25	3	2	1	4.17%	24	11	0		2	P,S,T,M,VP SC	0		\$95.00	
Exc Award (06/30/2018, 06/30/2019, 06/30/20																		
17725	ALLEN	03/27/1967	Active	21	0	0	0	0.00%	21		4			P,S,T,M,VP SC	24+			
17726	AYACUCHO	12/22/1966	Active(1)	18	1	2	-1	-5.26%	19	30	6		2	P,S,T,M,VP SC	1			
Exc Award (06/30/2016)																		
17729	BAHIA BLANCA PALIHUE	05/20/1970	Active	2	0	0	0	0.00%	2		15		None	P,S,T,M,VP SC	24+			
17730	BALCARCE	08/18/1965	Active	26	1	0	1	4.00%	25		0		2	P,S,T,M,VP SC	0		\$320.00	
Exc Award (06/30/2016, 06/30/2019, 06/30/20																		
47712	CALETA OLIVIA	09/15/1987	Active(1)	23	3	1	2	9.52%	21	0	2		4	P,S,T,M,VP SC	2		\$80.00	
Exc Award (06/30/2021)																		
17732	CARHUE	04/19/1969	Active(1)	18	0	1	-1	-5.26%	19	6	0			P,S,T,M,VP SC	0			
17733	CARMEN DE PATAGONES	04/04/1970	Active(1)	9	0	0	0	0.00%	9		14		2	P,S,T,M,VP SC	0			
Exc Award (06/30/2018, 06/30/2023)																		
37951	CATRIEL	01/07/1980	Active	35	0	1	-1	-2.78%	36	4	0			P,S,T,M,VP SC	0		\$115.00	
Exc Award (06/30/2016)																		
17734	CENTENARIO	08/10/1967	Active(1)	8	0	0	0	0.00%	8		11		5	P,S,T,M,VP SC	3			
42083	CHOELE CHOEL	12/15/1982	Active(1)	15	0	1	-1	-6.25%	16	7	0			P,S,T,M,VP SC	5			
Exc Award (06/30/2016)																		
17736	CINCO SALTOS	09/09/1966	Active	10	0	2	-2	-16.67%	12	8	3		2	P,S,T,M,VP SC	19			
17735	CIPOLLETTI	10/12/1966	Active(1)	22	0	3	-3	-12.00%	25	13	0			P,S,T,M,VP SC	1		\$125.00	
Exc Award (06/30/2018)																		
110300	CIPOLLETTI TREKAN	02/18/2011	Active(1)	14	1	0	1	7.69%	13		0			P,S,T,M,VP SC	6		\$55.00	
Exc Award (06/30/2018)																		
17737	COMODORO RIVADAVIA	05/31/1970	Active(1)	12	7	6	1	9.09%	11	18	0			P,S,T,M,VP SC	12			
Exc Award (06/30/2016)																		
17740	CUTRAL CO PLAZA HUINCUL	06/06/1970	Active(1)	25	11	2	9	56.25%	16	16	1			P,S,T,M,VP SC	9		\$30.00	
Exc Award (06/30/2016)																		



Club Health Assessment for District O 3 through June 2025

			Status	Membership							Reports					Finance	LCIF
Club Number	Club Name	Charter Date		Current Member Count	YTD Members Added	YTD Members Dropped	YTD Net Growth	YTD Net Growth%	Member Count 12 Months Ago	Avg. length of service for dropped members	Months Since Last MMR ***	Yrs. Since Last Officer Report	President Rotation	Vice President Reported ****	Months Since Last Activity Report ***	Account Balance	Donations for current Fiscal Year
			Number of times on status quo within last two years	If below 15 members appears				If net loss is greater than 20% appears			If no report in 3 months appears in	When more than one year appears in	Number of repeat terms	Notes the officers that do not have an active	If no report at 12 months appears in red		
39882	DARREGUEIRA	05/07/1981	Active	13	0	0	0	0.00%	13		15			P,S,T,M,VP SC	1		\$10.00
	Exc Award (06/30/2016)																
17744	GENERAL ROCA	06/22/1963	Active(1)	12	0	0	0	0.00%	12		22		2	P,S,T,M,VP SC	21		
	Exc Award (06/30/2016, 06/30/2018)																
46725	HUITRU	12/29/1986	Active(1)	17	1	2	-1	-5.56%	18	27	0			P,S,T,M,VP SC	24+		
51666	LAS HERAS SANTA CRUZ	05/17/1991	Active(1)	15	3	3	0	0.00%	15	28	1			P,S,T,M,VP SC	0		
17748	MAR DE AJO	04/26/1964	Active(1)	7	0	1	-1	-12.50%	8	12	9		None	P,S,T,M,VP SC	14		
130728	Mar del Plata Faro	04/25/2017	Active(1)	7	0	0	0	0.00%	7		13	1	None	P,S,T,M,VP SC	22		
17749	MAR DEL PLATA NORTE	11/01/1969	Active	15	0	0	0	0.00%	15		15		2	P,S,T,M,VP SC	18		\$45.00
	Exc Award (06/30/2018, 06/30/2023)																
17753	NECOCHEA	05/04/1963	Active	15	0	5	-5	-25.00%	20	5	0			P,S,T,M,VP SC	0		\$145.00
	Exc Award (06/30/2016, 06/30/2024)																
17754	NEUQUEN	07/14/1971	Active	19	1	0	1	5.56%	18		0			P,S,T,M,VP SC	2		
	Exc Award (06/30/2016, 06/30/2019, 06/30/2020)																
55503	PLOTTIER	04/05/1994	Active	16	0	2	-2	-11.11%	18	5	0		None	P,S,T,M,VP SC	0		\$35.00
	Exc Award (06/30/2023)																
36061	PUAN	09/06/1978	Active	20	1	1	0	0.00%	20	5	0			P,S,T,M,VP SC	1		\$40.00
47254	PUERTO DESEADO	04/29/1987	Active	7	0	0	0	0.00%	7		6		None	P,S,T,M,VP SC	0		
17757	PUERTO INGENIERO WHITE	11/15/1968	Active(1)	3	1	6	-5	-62.50%	8	25	0		6	P,S,T,M,VP SC	0		
17759	PUNTA ALTA	06/01/1970	Active	7	0	2	-2	-22.22%	9	11	3			P,S,T,M,VP SC	8		\$15.00
	Exc Award (06/30/2016)																
46726	RADA TILLY	12/02/1986	Active	11	0	0	0	0.00%	11		12	1	None	P,S,T,M,VP SC	13		
	Exc Award (06/30/2016)																
17761	RIO GALLEGOS	04/27/1968	Active	38	11	1	10	35.71%	28	1	0			P,S,T,M,VP SC	0		\$285.00
	Exc Award (06/30/2021, 06/30/2023, 06/30/2020)																
51142	RIO GRANDE	12/28/1990	Active(1)	25	9	2	7	38.89%	18	8	1		7	P,S,T,M,VP SC	15		
32419	SAN CARLOS DE BARILOCHE	06/17/1976	Active	20	0	0	0	0.00%	20		13			P,S,T,M,VP SC	0		\$800.00



Club Health Assessment for District O 3 through June 2025

			Status		Membership						Reports					Finance		LCIF		
Club Number	Club Name	Charter Date			Current Member Count	YTD Members Added	YTD Members Dropped	YTD Net Growth	YTD Net Growth%	Member Count 12 Months Ago	Avg. length of service for dropped members	Months Since Last MMR ***	Yrs. Since Last Officer Report	President Rotation	Vice President Reported ****	Months Since Last Activity Report ***	Account Balance	Donations for current Fiscal Year		
			Number of times on status quo within last two years		If below 15 members appears				If net loss is greater than 20% appears			If no report in 3 months appears in	When more than one year repeat appears in	Number of repeat terms		Notes the officers that do not have an active	If no report at 12 months appears in red			
77618	SAN MARTIN DE LOS ANDES CHAPELCO Exc Award (06/30/2019, 06/30/2023)	10/06/2003	Active		18	0	2	-2	-10.00%	20	4	3			P,S,T,M,VP SC	0				
17765	SANTA ROSA	07/31/1965	Active		11	1	0	1	10.00%	10		0		4	P,S,T,M,VP SC	21				
17767	SANTA TERESITA Exc Award (06/30/2016)	11/20/1972	Active		25	4	1	3	13.64%	22	3	0			P,S,T,M,VP SC	2		\$5.00		
17769	TANDIL	01/09/1958	Cancelled(6*)		0	0	2	-2	-100.00%	2	32	8		None	P,S,T,M,VP SC	24+				
17771	TRENQUE LAUQUEN	11/15/1963	Active		11	0	1	-1	-8.33%	12	53	11		4	P,S,T,M,VP SC	8				
17773	USHUAIA	12/04/1967	Active(1)		22	11	3	8	57.14%	14	8	0		2	P,S,T,M,VP SC	1				
17777	VILLA REGINA Exc Award (06/30/2016)	09/04/1964	Active		10	0	1	-1	-9.09%	11	1	0			P,S,T,M,VP SC	13				
142538	Zapala Antu	08/10/2020	Active(1)		25	17	5	12	92.31%	13	1	0		3	P,S,T,M,VP SC	15		\$5.00		
Current Total Clubs Count	YTD New Clubs Count	YTD Cancelled Clubs Count	YTD Net Club Gain	Current Total Members Count	YTD Add	YTD Drop	YTD Net Growth	YTD Net Growth %	Member Count 12 Months Ago	Average Member Count Per Club	% of Clubs with less than 20 members	% No MMR in 3 Months	% No Officer Report in 12 Months	% of Clubs with balance 90+ days	Number of Clubs in Status Quo	% Status Quo Clubs in Financial Suspension	Number of Cancelled Clubs	Average Cancelled Club Age	Members Lost Due to Cancellation	% of Clubs Cancelled for Non-Financial Reasons
41	0	1	-1	672	87	61	26	4.02%	646	16	66%	41%	5%	0%	0	0%	1	67	2	100%

* - P - Priority Club. Cancellation Reasons: 1-Objectives/conduct, 2-Non-active club, 5-Non-existing club, 6-Disbanding, 7-Merger, 8-Financial Suspension, 9-District/Multiple District Dues.


** - Abbreviation: P-President, S-Secretary, T-Treasurer, M-Member Chairperson, VP-First Vice President, MC-Communications Chairperson, SC-Service Chairperson

*** - Abbreviation: N/R - Never reported using the Lions Clubs website, N/A - Not applicable, No password registered for the Lions Clubs website.

**** - Abbreviation: N - New, IP - Immediate Past, R - Repeat.



Club Health Assessment for District O 4 through June 2025

			Status	Membership							Reports					Finance		LCIF
Club Number	Club Name	Charter Date		Current Member Count	YTD Members Added	YTD Members Dropped	YTD Net Growth	YTD Net Growth%	Member Count 12 Months Ago	Avg. length of service for dropped members	Months Since Last MMR ***	Yrs. Since Last Officer Report	President Rotation	Vice President Reported ****	Months Since Last Activity Report ***	Account Balance	Donations for current Fiscal Year	
			Number of times on status quo within last two years	If below 15 members appears				If net loss is greater than 20% appears			If no report in 3 months appears in	When more than one year appears in	Number of repeat terms	Notes the officers that do not have an active	If no report at 12 months red			
Clubs less than two years old																		
179701	Agustin Ferrari	11/19/2024	Active	21	21	0	21	100.00%	0		0			P,S,T,M,VP SC	1		\$120.00	
156903	Los Tapiales	01/22/2024	Active	0	1	22	-21	-100.00%	21	1	0		None	P,S,T,M,VP SC	N/R			
179581	Malvinas Argentinas	11/13/2024	Active	16	28	12	16	100.00%	0	0	0			P,S,T,M,VP SC	1			
182094	Moreno	05/08/2025	Newly Chartered	21	21	0	21	100.00%	0		0			P,S,T,M,VP SC	N/A			
Clubs more than two years old																		
117776	"SAN ANDRES" BRIGADIER GENERAL JUAN MANUEL DE	09/20/2012	Active	17	2	0	2	13.33%	15		1			P,S,T,M,VP SC	6		\$10.00	
36389	B A PARQUE AVELLANEDA	12/18/1978	Active	16	18	5	13	433.33%	3	27	0			P,S,T,M,VP SC	5		\$6.25	
146493	Barrancas de Vicente Lopez de la Región D	06/14/2021	Active	25	4	0	4	19.05%	21		1		5	P,S,T,M,VP SC	0			
17778	BECCAR	04/01/1969	Active	7	1	2	-1	-12.50%	8	4	3			P,S,T,M,VP SC	3		\$39.90	
34770	BENAVIDEZ	12/01/1977	Active	14	2	0	2	16.67%	12		0		3	P,S,T,M,VP SC	0			
Exc Award (06/30/2024)																		
17779	BOULOGNE	07/04/1968	Active	12	12	3	9	300.00%	3	41	0			P,S,T,M,VP SC	24+			
34459	BS AS PARQUE CHACABUCO	09/09/1977	Active	9	0	1	-1	-10.00%	10	37	1	1	None	P,S,T,M,VP SC	24+		\$5.00	
17781	BUENOS AIRES	10/16/1954	Active	20	4	5	-1	-4.76%	21	7	0			P,S,T,M,VP SC	0		\$5.00	
17783	BUENOS AIRES BARRACAS	10/18/1961	Active	2	0	0	0	0.00%	2		68	1	None	P,S,T,M,VP SC	24+			
17788	BUENOS AIRES CATEDRAL	12/10/1970	Active	15	1	2	-1	-6.25%	16	20	0			P,S,T,M,VP SC	0		\$15.00	
17806	BUENOS AIRES CHACARITA	12/18/1969	Active	5	0	0	0	0.00%	5		17	1	None	P,S,T,M,VP SC	24+			
17800	BUENOS AIRES LINIERS	06/19/1963	Active	10	0	0	0	0.00%	10		14		4	P,S,T,M,VP SC	24+			
148115	Buenos Aires Obelisco	08/30/2021	Active	19	7	7	0	0.00%	19	2	0			P,S,T,M,VP SC	0		\$1,552.50	
Exc Award (06/30/2024)																		
84240	BUENOS AIRES UBA FACULTAD DE DERECHO	12/21/2004	Active	12	1	1	0	0.00%	12	7	3			P,S,T,M,VP SC	12		\$5.00	
Exc Award (06/30/2024)																		
17816	BUENOS AIRES VILLA URQUIZA	11/11/1967	Active	4	0	0	0	0.00%	4		36	1	None	P,S,T,M,VP SC	24+			



Club Health Assessment for District O 4 through June 2025

			Status	Membership							Reports					Finance		LCIF
Club Number	Club Name	Charter Date		Current Member Count	YTD Members Added	YTD Members Dropped	YTD Net Growth	YTD Net Growth%	Member Count 12 Months Ago	Avg. length of service for dropped members	Months Since Last MMR ***	Yrs. Since Last Officer Report	President Rotation	Vice President Reported ****	Months Since Last Activity Report ***	Account Balance	Donations for current Fiscal Year	
			Number of times on status quo within last two years	If below 15 members appears				If net loss is greater than 20% appears			If no report in 3 months appears in	When more than one year appears in	Number of repeat terms	Notes the officers that do not have an active	If no report at 12 months appears in red			
101666	CASEROS TRES DE FEBRERO	04/01/2008	Active(1)	17	6	6	0	0.00%	17	4	0			P,S,T,M,VP SC	1		\$16.95	
17821	CASTELAR	10/07/1964	Active	5	2	1	1	25.00%	4	17	0		None	P,S,T,M,VP SC	2			
17823	CIUDAD GEN MAR MIG DE GUEMES Exc Award (06/30/2024)	08/27/1966	Active	13	6	7	-1	-7.14%	14	3	2			P,S,T,M,VP SC	2		\$11.25	
103747	DON TORCUATO CENTRO	11/07/2008	Active	10	2	1	1	11.11%	9	14	1		2	P,S,T,M,VP SC	0		\$5.00	
35765	EL TALAR	06/19/1978	Active(1)	10	0	0	0	0.00%	10		22		3	P,S,T,M,VP SC	1			
27986	GENERAL PACHECO Exc Award (06/30/2024)	01/03/1974	Active	28	2	0	2	7.69%	26		2			P,S,T,M,VP SC	0		\$150.00	
17829	GENERAL SAN MARTIN Exc Award (06/30/2017)	05/20/1964	Active(1)	3	4	9	-5	-62.50%	8	7	0		None	P,S,T,M,VP SC	7			
17833	HAEDO	12/13/1963	Active	7	2	3	-1	-12.50%	8	19	0		9	P,S,T,M,VP SC	0			
17835	ITUZAINGO	04/05/1968	Active(1)	5	0	0	0	0.00%	5		12		None	P,S,T,M,VP SC	12			
17836	JOSE C PAZ	12/12/1966	Active	24	3	2	1	4.35%	23	8	0			P,S,T,M,VP SC	2		\$10.00	
144866	José Hernández-General San Martin	01/12/2021	Active	3	2	1	1	50.00%	2	2	0			P,S,T,M,VP SC	18			
36331	LOMA HERMOSA 3 DE FEBRERO L C Exc Award (06/30/2023)	12/05/1978	Active	19	3	6	-3	-13.64%	22	10	0		2	P,S,T,M,VP SC	6		\$1,096.90	
43751	MARTIN CORONADO Exc Award (06/30/2018)	04/06/1984	Active	17	0	0	0	0.00%	17		2		2	P,S,T,M,VP SC	0		\$124.75	
17838	MARTINEZ	05/17/1965	Active	15	2	1	1	7.14%	14	10	1		6	P,S,T,M,VP SC	0		\$25.00	
31351	MERLO MARIANO ACOSTA Exc Award (06/30/2024)	11/21/1975	Active	28	3	9	-6	-17.65%	34	0	7		2	P,S,T,M,VP SC	9		\$2,845.90	
17842	MORON	04/29/1964	Active	9	0	0	0	0.00%	9		13		6	P,S,T,M,VP SC	3			
126414	Rincon de Milberg Nuevo Delta	12/17/2015	Active	13	2	0	2	18.18%	11		6		2	P,S,T,M,VP SC	0		\$17.50	
17849	SAN ISIDRO	03/23/1961	Active	11	0	0	0	0.00%	11		9			P,S,T,M,VP SC	4			
17851	SANTOS LUGARES	06/14/1966	Active	3	3	1	2	200.00%	1	44	6			P,S,T,M,VP SC	22			
17852	TIGRE	08/28/1964	Active	28	8	0	8	40.00%	20		6			P,S,T,M,VP SC	0		\$10.00	



Club Health Assessment for District O 4 through June 2025

			Status		Membership							Reports					Finance		LCIF	
Club Number	Club Name	Charter Date			Current Member Count	YTD Members Added	YTD Members Dropped	YTD Net Growth	YTD Net Growth%	Member Count 12 Months Ago	Avg. length of service for dropped members	Months Since Last MMR ***	Yrs. Since Last Officer Report	President Rotation	Vice President Reported ****	Months Since Last Activity Report ***	Account Balance	Donations for current Fiscal Year		
			Number of times on status quo within last two years		If below 15 members appears				If net loss is greater than 20% appears			If no report in 3 months appears in	When more than one year appears in	Number of repeat terms		Notes the officers that do not have an active	If no report at 12 months appears in red			
63589	VICENTE LOPEZ SIGLO XXI	09/11/2000	Active		13	0	3	-3	-18.75%	16	16	0				P,S,T,M,VP SC	0	\$5.70		
17856	VILLA ADELINA	05/18/1970	Active		24	3	2	1	4.35%	23	9	0		3		P,S,T,M,VP SC	0	\$35.00		
Exc Award (06/30/2024)																				
17857	VILLA BALLESTER	05/05/1966	Active		17	1	0	1	6.25%	16		2		2		P,S,T,M,VP SC	0	\$1,285.00		
89454	VILLA BOSCH CENTRO	10/19/2005	Active		9	6	2	4	80.00%	5	7	1		4		P,S,T,M,VP SC	3			
119137	VILLA LIBERTAD	04/09/2013	Active		29	0	0	0	0.00%	29		0				P,S,T,M,VP SC	0	\$101.90		
Exc Award (06/30/2024)																				
104633	VILLA LYNCH CENTRO	03/26/2009	Active		8	2	4	-2	-20.00%	10	9	0				P,S,T,M,VP SC	1	\$10.00		
Exc Award (06/30/2024)																				
17859	VILLA MARTELLI	06/23/1971	Active		14	0	2	-2	-12.50%	16	9	2		2		P,S,T,M,VP SC	0	\$55.00		
Current Total Clubs Count	YTD New Clubs Count	YTD Cancelled Clubs Count	YTD Net Club Gain	Current Total Members Count	YTD Add	YTD Drop	YTD Net Growth	YTD Net Growth %	Member Count 12 Months Ago	Average Member Count Per Club	% of Clubs with less than 20 members	% No MMR in 3 Months	% No Officer Report in 12 Months	% of Clubs with balance 90+ days	Number of Clubs in Status Quo	% Status Quo Clubs in Financial Suspension	Number of Cancelled Clubs	Average Cancelled Club Age	Members Lost Due to Cancellation	% of Clubs Cancelled for Non-Financial Reasons
46	3	0	3	627	185	120	65	11.57%	562	14	78%	30%	9%	0%	0	0%	0	0	0	0%

* - P - Priority Club. Cancellation Reasons: 1-Objectives/conduct, 2-Non-active club, 5-Non-existing club, 6-Disbanding, 7-Merger, 8-Financial Suspension, 9-District/Multiple District Dues.

** - Abbreviation: P-President, S-Secretary, T-Treasurer, M-Member Chairperson, VP-First Vice President, MC-Communications Chairperson, SC-Service Chairperson

*** - Abbreviation: N/R - Never reported using the Lions Clubs website, N/A - Not applicable, No password registered for the Lions Clubs website.

**** - Abbreviation: N - New, IP - Immediate Past, R - Repeat.



Club Health Assessment for District O 5 through June 2025

			Status	Membership							Reports					Finance	LCIF					
Club Number	Club Name	Charter Date		Current Member Count	YTD Members Added	YTD Members Dropped	YTD Net Growth	YTD Net Growth%	Member Count 12 Months Ago	Avg. length of service for dropped members	Months Since Last MMR ***	Yrs. Since Last Officer Report	President Rotation	Vice President Reported ****	Months Since Last Activity Report ***	Account Balance	Donations for current Fiscal Year					
			Number of times on status quo within last two years	If below 15 members appears					If net loss is greater than 20% appears							If no report in 3 months appears in	When more than one year appears in	Number of repeat terms	Notes the officers that do not have an active	If no report at 12 months appears in red		
Clubs less than two years old																						
182562	Florencio Varela "La Acacia"	06/02/2025	Newly Chartered	35	35	0	35	100.00%	0		0			P,S,T,M,VP SC	0							
180881	Junín Autismo	02/19/2025	Active	35	38	3	35	100.00%	0	0	1			P,S,T,M,VP SC	0							
181805	Lima	04/13/2025	Newly Chartered	20	20	0	20	100.00%	0		2			P,S,T,M,VP SC	0							
182230	Saladillo	05/13/2025	Newly Chartered	20	20	0	20	100.00%	0		1			P,S,T,M,VP SC	0							
172452	Temperley Turdera	06/25/2024	Active	26	6	0	6	30.00%	20		1			P,S,T,M,VP SC	4							
Clubs more than two years old																						
17995	ARRECIFES	10/29/1960	Active	14	2	0	2	16.67%	12		6			P,S,T,M,VP SC	1							
125967	Baigorrita	10/16/2015	Active	4	1	3	-2	-33.33%	6	13	9			P,S,T,M,VP SC	6							
17913	BERAZATEGUI	09/18/1962	Active	55	1	17	-16	-22.54%	71	5	0			P,S,T,M,VP SC	0		\$8.42					
Exc Award (06/30/2023)																						
85981	BERAZATEGUI CENTRO AGRICOLA EL PATO	03/24/2005	Active	19	13	5	8	72.73%	11	0	0		2	P,S,T,M,VP SC	0							
17915	BERISSO	12/11/1963	Active	14	3	5	-2	-12.50%	16	2	0		2	P,S,T,M,VP SC	0		\$20.00					
43752	BERNAL OESTE	04/06/1984	Active	17	0	7	-7	-29.17%	24	15	0			P,S,T,M,VP SC	0		\$7.14					
17999	BRAGADO	06/28/1965	Active	8	0	1	-1	-11.11%	9	11	9			P,S,T,M,VP SC	0		\$2.00					
149344	Brandsen	12/27/2021	Active	6	0	0	0	0.00%	6		3		2	P,S,T,M,VP SC	0		\$15.97					
17917	BURZACO	11/11/1965	Active	5	0	4	-4	-44.44%	9	26	0	1	None	P,S,T,M,VP SC	24+							
144948	Campana Centro	01/25/2021	Active(1)	6	1	2	-1	-14.29%	7	1	2		3	P,S,T,M,VP SC	1		\$0.84					
127992	Cañuelas	06/20/2016	Active	14	0	1	-1	-6.67%	15	9	13			P,S,T,M,VP SC	2		\$26.24					
110048	CAPILLA	01/11/2011	Active	20	3	1	2	11.11%	18	10	1			P,S,T,M,VP SC	0		\$98.36					
18002	CAPITAN SARMIENTO	04/20/1963	Active	26	2	3	-1	-3.70%	27	11	0			P,S,T,M,VP SC	0		\$10.00					
34391	CARLOS CASARES	08/03/1977	Active	31	2	4	-2	-6.06%	33	25	0			P,S,T,M,VP SC	0		\$131.00					
17919	CHASCOMUS	03/03/1969	Active	22	7	2	5	29.41%	17	37	2			P,S,T,M,VP SC	0							
Exc Award (06/30/2023)																						



Club Health Assessment for District O 5 through June 2025

			Status	Membership							Reports					Finance		LCIF
Club Number	Club Name	Charter Date		Current Member Count	YTD Members Added	YTD Members Dropped	YTD Net Growth	YTD Net Growth%	Member Count 12 Months Ago	Avg. length of service for dropped members	Months Since Last MMR ***	Yrs. Since Last Officer Report	President Rotation	Vice President Reported ****	Months Since Last Activity Report ***	Account Balance	Donations for current Fiscal Year	
			Number of times on status quo within last two years	If below 15 members appears				If net loss is greater than 20% appears			If no report in 3 months appears in	When more than one year appears in	Number of repeat terms	Notes the officers that do not have an active	If no report at 12 months appears in red			
18005	CHIVILCOY	10/22/1964	Active	27	5	1	4	17.39%	23	3	0			P,S,T,M,VP SC	0		\$359.60	
	Exc Award (06/30/2020)																	
17922	DON BOSCO	05/21/1964	Active	24	3	1	2	9.09%	22	0	2			P,S,T,M,VP SC	0		\$70.87	
	Exc Award (06/30/2017)																	
17923	ENSENADA	11/04/1963	Active	14	1	0	1	7.69%	13		2		2	P,S,T,M,VP SC	0		\$188.06	
	Exc Award (06/30/2021)																	
18008	ESCOBAR	11/25/1966	Active	18	7	2	5	38.46%	13	0	1		2	P,S,T,M,VP SC	1			
45131	EZPELETA	06/28/1985	Active	29	1	0	1	3.57%	29		2			P,S,T,M,VP SC	1			
18011	GENERAL RODRIGUEZ	05/25/1964	Active	23	4	0	4	21.05%	19		0			P,S,T,M,VP SC	0		\$747.30	
	Exc Award (06/30/2024)																	
18014	JUNIN	05/14/1964	Active	24	3	3	0	0.00%	24	16	1		2	P,S,T,M,VP SC	1		\$22.00	
17935	LA PLATA LOS HORNOS	11/28/1969	Active	13	3	1	2	18.18%	11	55	6			P,S,T,M,VP SC	0			
17936	LA PLATA NORTE	08/10/1963	Active	11	0	0	0	0.00%	11		15			P,S,T,M,VP SC	0		\$11.00	
17937	LA PLATA SUR	06/06/1969	Active	19	1	2	-1	-5.00%	20	6	0			P,S,T,M,VP SC	0		\$262.74	
	Exc Award (06/30/2023)																	
17940	LANUS	05/18/1961	Active	18	0	0	0	0.00%	18		3			P,S,T,M,VP SC	1		\$316.30	
100280	LANUS GERLI OESTE	10/01/2007	Active	30	16	3	13	76.47%	17	2	0			P,S,T,M,VP SC	1		\$16.84	
	Exc Award (06/30/2023)																	
17938	LAS FLORES	03/11/1966	Active	25	1	1	0	0.00%	25	43	8			P,S,T,M,VP SC	0		\$56.30	
	Exc Award (06/30/2023)																	
108132	LINCOLN	04/26/2010	Active	21	7	1	6	40.00%	15	15	5			P,S,T,M,VP SC	0		\$687.64	
	Exc Award (06/30/2023, 06/30/2024)																	
45509	LOMAS DE ZAMORA	11/12/1985	Active	6	0	2	-2	-25.00%	8	13	6		2	P,S,T,M,VP SC	0		\$70.00	
	Exc Award (06/30/2023)																	
18017	MERCEDES	08/23/1960	Active	10	1	1	0	0.00%	10	0	2		2	P,S,T,M,VP SC	1		\$384.00	
	Exc Award (06/30/2021)																	
17932	MONTE GRANDE	01/27/1962	Active	30	3	3	0	0.00%	30	9	0			P,S,T,M,VP SC	0		\$191.31	
	Exc Award (06/30/2017, 06/30/2023, 06/30/2024)																	



Club Health Assessment for District O 5 through June 2025

					Membership							Reports					Finance		LCIF	
Club Number	Club Name	Charter Date		Current Member Count	YTD Members Added	YTD Members Dropped	YTD Net Growth	YTD Net Growth%	Member Count 12 Months Ago	Avg. length of service for dropped members	Months Since Last MMR ***	Yrs. Since Last Officer Report	President Rotation	Vice President Reported ****	Months Since Last Activity Report ***	Account Balance	Donations for current Fiscal Year			
			Number of times on status quo within last two years	If below 15 members appears				If net loss is greater than 20% appears			If no report in 3 months appears in	When more than one year appears in	Number of repeat terms	Notes the officers that do not have appears in an active	If no report at 12 months red					
18020	NUEVE DE JULIO	12/21/1965	Active	34	1	1	0	0.00%	34	36	2			P,S,T,M,VP SC	0		\$76.71			
Exc Award (06/30/2023)																				
136847	Pila	11/20/2018	Active	9	1	1	0	0.00%	9	6	1		4	P,S,T,M,VP SC	0		\$7.30			
34534	PRESIDENTE DERQUI	10/18/1977	Active	14	0	0	0	0.00%	14		13		2	P,S,T,M,VP SC	1		\$32.60			
17945	QUILMES	11/10/1961	Active	21	7	3	4	23.53%	17	9	0			P,S,T,M,VP SC	0		\$165.94			
Exc Award (06/30/2023)																				
97709	QUILMES OESTE	09/07/2006	Active	16	7	0	7	77.78%	9		0		2	P,S,T,M,VP SC	2					
89655	QUILMES SAN FRANCISCO SOLANO	11/17/2005	Active	18	15	7	8	80.00%	10	6	0			P,S,T,M,VP SC	0		\$20.00			
Exc Award (06/30/2023)																				
43896	QUILMES VILLA LA FLORIDA	05/11/1984	Active	17	1	1	0	0.00%	17	18	0			P,S,T,M,VP SC	0		\$392.60			
Exc Award (06/30/2023)																				
38466	SAN JOSE	05/14/1980	Active	5	0	0	0	0.00%	5		2		2	P,S,T,M,VP SC	0		\$14.72			
18027	SAN NICOLAS	07/18/1956	Active	18	0	3	-3	-14.29%	21	19	9			P,S,T,M,VP SC	0					
133584	Suipacha	01/31/2018	Active	18	4	1	3	20.00%	15	7	0			P,S,T,M,VP SC	0		\$30.14			
Exc Award (06/30/2019, 06/30/2021)																				
17952	VALENTIN ALSINA	06/25/1964	Active	7	5	5	0	0.00%	7	6	2		2	P,S,T,M,VP SC	0		\$7.00			
Exc Award (06/30/2023)																				
44444	WILDE CENTRO	12/14/1984	Active	17	2	0	2	13.33%	15		7			P,S,T,M,VP SC	1		\$83.93			
18030	ZARATE	09/01/1961	Active	31	7	2	5	19.23%	26	17	1			P,S,T,M,VP SC	0		\$60.74			
Current Total Clubs Count	YTD New Clubs Count	YTD Cancelled Clubs Count	YTD Net Club Gain	Current Total Members Count	YTD Add	YTD Drop	YTD Net Growth	YTD Net Growth %	Member Count 12 Months Ago	Average Member Count Per Club	% of Clubs with less than 20 members	% No MMR in 3 Months	% No Officer Report in 12 Months	% of Clubs with balance 90+ days	Number of Clubs in Status Quo	% Status Quo Clubs in Financial Suspension	Number of Cancelled Clubs	Average Cancelled Club Age	Members Lost Due to Cancellation	% of Clubs Cancelled for Non-Financial Reasons
50	4	0	4	964	260	103	157	19.45%	808	19	56%	28%	2%	0%	0	0%	0	0	0	0%

* - P - Priority Club. Cancellation Reasons: 1-Objectives/conduct, 2-Non-active club, 5-Non-existing club, 6-Disbanding, 7-Merger, 8-Financial Suspension, 9-District/Multiple District Dues.

** - Abbreviation: P-President, S-Secretary, T-Treasurer, M-Member Chairperson, VP-First Vice President, MC-Communications Chairperson, SC-Service Chairperson

*** - Abbreviation: N/R - Never reported using the Lions Clubs website, N/A - Not applicable, No password registered for the Lions Clubs website.

**** - Abbreviation: N - New, IP - Immediate Past, R - Repeat.



Club Health Assessment for District R 1 through June 2025

			Status	Membership						Reports					Finance	LCIF	
Club Number	Club Name	Charter Date		Current Member Count	YTD Members Added	YTD Members Dropped	YTD Net Growth	YTD Net Growth%	Member Count 12 Months Ago	Avg. length of service for dropped members	Months Since Last MMR ***	Yrs. Since Last Officer Report	President Rotation	Vice President Reported ****	Months Since Last Activity Report ***	Account Balance	Donations for current Fiscal Year
			Number of times on status quo within last two years	If below 15 members appears				If net loss is greater than 20% appears			If no report in 3 months appears in	When more than one year appears in	Number of repeat terms	Notes the officers that do not have appears in an active	If no report at 12 months red		
Clubs less than two years old																	
182866	La Altagracia Central	06/22/2025	Newly Chartered	20	20	0	20	100.00%	0		0			P,S,T,M,VP SC	N/A		
172146	Miches	06/12/2024	Active	20	0	0	0	0.00%	20		12		None	P,S,T,M,VP SC	N/R	90+ Days	
182834	Santo Domingo Pilar Gonzalez	06/14/2025	Newly Chartered	22	22	0	22	100.00%	0		0			P,S,T,M,VP SC	N/A		
172188	Santo Domingo PPC Herminio Bestan Diaz	06/12/2024	Active	20	0	0	0	0.00%	20		12		None	P,S,T,M,VP SC	N/A		
Clubs more than two years old																	
42427	ANDRES & BOCA CHICA	03/29/1983	Active	42	6	2	4	10.53%	38	5	2			P,S,T,M,VP SC	0		\$70.00
Exc Award (06/30/2018, 06/30/2019, 06/30/20																	
127630	Bavaro Punta Cana	06/10/2016	Active(2)	13	0	0	0	0.00%	13		15		None	P,S,T,M,VP SC	24+	90+ Days	
Exc Award (06/30/2018)																	
43238	CONSUELO	12/01/1983	Active	34	1	1	0	0.00%	34	6	3			P,S,T,M,VP SC	14	90+ Days	\$40.00
Exc Award (06/30/2019, 06/30/2024)																	
137894	Consuelo Magisterial	05/20/2019	Active(2)	8	0	3	-3	-27.27%	11	3	6			P,S,T,M,VP SC	16	90+ Days	
18087	EL SEIBO	10/03/1966	Active(2)	17	17	23	-6	-26.09%	23	19	0		4	P,S,T,M,VP SC	12		
Exc Award (06/30/2018, 06/30/2019)																	
18089	HATO MAYOR	08/28/1966	Active(1)	65	0	0	0	0.00%	65		10			P,S,T,M,VP SC	15	90+ Days	\$20.00
Exc Award (06/30/2017, 06/30/2018)																	
18090	HIGUEY	07/20/1968	Active	61	0	19	-19	-23.75%	80	7	0			P,S,T,M,VP SC	0		\$125.00
Exc Award (06/30/2017, 06/30/2019, 06/30/20																	
143548	Higüey Damas La Altagracia	11/19/2020	Active(1)	18	0	0	0	0.00%	18		12		2	P,S,T,M,VP SC	4	90+ Days	
Exc Award (06/30/2024)																	
143302	Juan Dolio Guayacanes	11/16/2020	Active(1)	22	4	6	-2	-8.33%	24	4	0			P,S,T,M,VP SC	6	90+ Days	
150211	La Altagracia Docentes	03/16/2022	Active	20	3	6	-3	-13.04%	23	2	0			P,S,T,M,VP SC	0		\$30.00
148167	La Caleta Magisterial	10/22/2021	Active(1)	3	0	0	0	0.00%	3		15		None	P,S,T,M,VP SC	N/A	90+ Days	
18093	LA ROMANA	07/07/1968	Active	38	3	2	1	2.70%	37	6	1			P,S,T,M,VP SC	0		\$100.00
Exc Award (06/30/2019, 06/30/2024)																	



Club Health Assessment for District R 1 through June 2025

			Status	Membership							Reports					Finance		LCIF
Club Number	Club Name	Charter Date		Current Member Count	YTD Members Added	YTD Members Dropped	YTD Net Growth	YTD Net Growth%	Member Count 12 Months Ago	Avg. length of service for dropped members	Months Since Last MMR ***	Yrs. Since Last Officer Report	President Rotation	Vice President Reported ****	Months Since Last Activity Report ***	Account Balance	Donations for current Fiscal Year	
			Number of times on status quo within last two years	If below 15 members appears					If net loss is greater than 20% appears			If no report in 3 months appears in	When more than one year appears in	Number of repeat terms	Notes the officers that do not have an active	If no report at 12 months appears in red		
59363	LA ROMANA ALFA ROMANA	04/14/1997	Active	38	3	1	2	5.56%	36	3	0			P,S,T,M,VP SC	1		\$247.00	
Exc Award (06/30/2017, 06/30/2018, 06/30/20																		
102255	LOS ALTAGRACIANOS	06/04/2008	Active	47	2	4	-2	-4.08%	49	8	1			P,S,T,M,VP SC	0		\$166.00	
Exc Award (06/30/2018, 06/30/2019, 06/30/20																		
39628	MONTE PLATA L C	03/27/1981	Active	19	4	3	1	5.56%	18	8	4		3	P,S,T,M,VP SC	8	90+ Days		
Exc Award (06/30/2018)																		
98361	NISIBON	01/23/2007	Active(1)	9	0	0	0	0.00%	9		8		4	P,S,T,M,VP SC	13	90+ Days		
18101	OZAMA	12/15/1964	Active	39	2	0	2	5.41%	37		6		2	P,S,T,M,VP SC	15			
Exc Award (06/30/2017, 06/30/2018, 06/30/20																		
54215	ROMANA CENTRO	03/12/1993	Active	24	0	0	0	0.00%	24		12			P,S,T,M,VP SC	2		\$120.00	
Exc Award (06/30/2017, 06/30/2024)																		
111285	SAN JOSE DE LOS LLANOS	06/09/2011	Active(1)	9	0	0	0	0.00%	9		14		None	P,S,T,M,VP SC	15			
Exc Award (06/30/2017)																		
143666	San Pedro Amor y Paz	12/13/2020	Active	22	0	3	-3	-12.00%	25	1	1			P,S,T,M,VP SC	1	90+ Days	\$50.00	
Exc Award (06/30/2022, 06/30/2024)																		
18112	SAN PEDRO DE MACORIS	02/22/1965	Active	53	2	20	-18	-25.35%	71	8	1			P,S,T,M,VP SC	2		\$392.00	
Exc Award (06/30/2017, 06/30/2018, 06/30/20																		
137823	San Pedro de Macoris Villa España	04/16/2019	Active	21	1	2	-1	-4.55%	22	5	0			P,S,T,M,VP SC	0		\$60.00	
62407	SAN PEDRO LA SULTANA	10/07/1999	Active	62	1	1	0	0.00%	62	8	0			P,S,T,M,VP SC	0		\$210.00	
Exc Award (06/30/2017, 06/30/2018, 06/30/20																		
150019	San Pedro Magisterial Huellas de Bondad	02/28/2022	Active(1)	18	0	0	0	0.00%	18		14		None	P,S,T,M,VP SC	15	90+ Days		
47652	SAN PEDRO MIRAMAR	07/30/1987	Active(1)	50	3	7	-4	-7.41%	54	3	0			P,S,T,M,VP SC	7		\$240.00	
Exc Award (06/30/2017, 06/30/2018, 06/30/20																		
53701	SAN RAFAEL DE YUMA HIGUEY	09/16/1992	Active	46	2	2	0	0.00%	46	12	1			P,S,T,M,VP SC	4		\$50.00	
Exc Award (06/30/2017, 06/30/2020, 06/30/20																		
62462	SANTO DOMINGO 27 DE FEBRERO	11/01/1999	Active	28	5	0	5	21.74%	23		1			P,S,T,M,VP SC	2	90+ Days	\$40.00	
Exc Award (06/30/2017, 06/30/2018)																		



Club Health Assessment for District R 1 through June 2025

			Status	Membership							Reports					Finance	LCIF
Club Number	Club Name	Charter Date		Current Member Count	YTD Members Added	YTD Members Dropped	YTD Net Growth	YTD Net Growth%	Member Count 12 Months Ago	Avg. length of service for dropped members	Months Since Last MMR ***	Yrs. Since Last Officer Report	President Rotation	Vice President Reported ****	Months Since Last Activity Report ***	Account Balance	Donations for current Fiscal Year
			Number of times on status quo within last two years	If below 15 members appears				If net loss is greater than 20% appears			If no report in 3 months appears in	When more than one year appears in	Number of repeat terms	Notes the officers that do not have an active	If no report at 12 months red		
64658	SANTO DOMINGO ACUARIO	08/30/2001	Active	28	2	2	0	0.00%	28	14	0			P,S,T,M,VP SC	11	90+ Days	\$85.00
	Exc Award (06/30/2017, 06/30/2019)																
47303	SANTO DOMINGO BRISALL	05/12/1987	Active	26	6	1	5	23.81%	21	8	4			P,S,T,M,VP SC	7		
18116	SANTO DOMINGO CENTRAL	11/12/1964	Active	60	26	0	26	76.47%	34		0			P,S,T,M,VP SC	3	90+ Days	\$3,235.00
	Exc Award (06/30/2018, 06/30/2019, 06/30/20																
97413	SANTO DOMINGO CIUDAD COLONIAL	11/10/2006	Active	26	10	0	10	62.50%	16		8			P,S,T,M,VP SC	9		\$40.00
18118	SANTO DOMINGO CIUDAD NUEVA	03/23/1965	Active	25	1	0	1	4.17%	24		0			P,S,T,M,VP SC	8		\$20.00
	Exc Award (06/30/2017)																
146002	Santo Domingo EDI Persiles Ayanes Perez	05/12/2021	Active	11	5	2	3	37.50%	8	0	2			P,S,T,M,VP SC	1		\$160.00
57485	SANTO DOMINGO ESPAILLAT	11/20/1995	Active	28	2	4	-2	-6.67%	30	4	5			P,S,T,M,VP SC	2		\$95.00
	Exc Award (06/30/2017, 06/30/2018, 06/30/20																
118950	SANTO DOMINGO ESTE "MATIAS RAMON MELLA"	03/15/2013	Active(1)	20	9	1	8	66.67%	12	2	0		None	P,S,T,M,VP SC	4	90+ Days	
	Exc Award (06/30/2017, 06/30/2018, 06/30/20																
104991	SANTO DOMINGO ESTE ALMA ROSA	03/17/2009	Active(1)	25	2	5	-3	-10.71%	28	4	0			P,S,T,M,VP SC	3		\$1,040.00
	Exc Award (06/30/2017, 06/30/2018, 06/30/20																
143689	Santo Domingo Este Amapola	11/23/2020	Active	21	0	0	0	0.00%	21		2		None	P,S,T,M,VP SC	0		\$50.00
141641	Santo Domingo Este El Pensador	06/15/2020	Cancelled(8*)	0	0	10	-10	-100.00%	10	4	11	2	None	P,S,T,M,VP SC	24+	90+ Days	
146515	Santo Domingo Este Los Mameyes	06/09/2021	Active(1)	12	6	0	6	100.00%	6		0			P,S,T,M,VP SC	8	90+ Days	
127848	Santo Domingo Este Los Mina Centro	06/10/2016	Active	13	1	1	0	0.00%	13	7	2		2	P,S,T,M,VP SC	0		\$50.00
	Exc Award (06/30/2017, 06/30/2018)																
44551	SANTO DOMINGO GUERRA	01/03/1985	Active	28	1	3	-2	-6.67%	30	10	0			P,S,T,M,VP SC	5		\$31.00
	Exc Award (06/30/2017, 06/30/2018, 06/30/20																
56290	SANTO DOMINGO INVIVIENDA	11/29/1994	Active(1)	15	0	0	0	0.00%	15		15		None	P,S,T,M,VP SC	19	90+ Days	
	Exc Award (06/30/2017)																
99509	SANTO DOMINGO JARABACOA	06/01/2007	Active(1)	15	8	7	1	7.14%	14	10	0		None	P,S,T,M,VP SC	8		\$20.00



Club Health Assessment for District R 1 through June 2025

			Status	Membership							Reports					Finance	LCIF
Club Number	Club Name	Charter Date		Current Member Count	YTD Members Added	YTD Members Dropped	YTD Net Growth	YTD Net Growth%	Member Count 12 Months Ago	Avg. length of service for dropped members	Months Since Last MMR ***	Yrs. Since Last Officer Report	President Rotation	Vice President Reported ****	Months Since Last Activity Report ***	Account Balance	Donations for current Fiscal Year
			Number of times on status quo within last two years	If below 15 members appears	If net loss is greater than 20% appears					If no report in 3 months appears in		When more than one year appears in	Number of repeat terms	Notes the officers that do not have an active	If no report at 12 months appears in red		
Exc Award (06/30/2018, 06/30/2020)																	
54720	SANTO DOMINGO JUAN PABLO DUART	07/02/1993	Active	20	0	3	-3	-13.04%	23	5	7		None	P,S,T,M,VP SC	19	90+ Days	\$131.00
Exc Award (06/30/2018)																	
130040	Santo Domingo La Victoria	02/13/2017	Active(1)	26	4	2	2	8.33%	24	1	5			P,S,T,M,VP SC	0	90+ Days	
143808	Santo Domingo La Victoria Vanesa Beltran	12/07/2020	Active	10	6	8	-2	-16.67%	12	3	0		None	P,S,T,M,VP SC	0	90+ Days	\$100.00
Exc Award (06/30/2022)																	
138348	Santo Domingo Los Comunicadores	06/04/2019	Active(1)	19	5	3	2	11.76%	17	4	9			P,S,T,M,VP SC	9	90+ Days	\$20.00
44643	SANTO DOMINGO LOS CONSTRUCTORE	02/28/1985	Active	18	2	0	2	12.50%	16		2			P,S,T,M,VP SC	8		
Exc Award (06/30/2017)																	
67518	SANTO DOMINGO LOS FRAILES	03/27/2003	Active(1)	15	1	0	1	7.14%	14		0		2	P,S,T,M,VP SC	3		
Exc Award (06/30/2017)																	
47694	SANTO DOMINGO LOS TRABAJADORES	08/31/1987	Active	26	0	3	-3	-10.34%	29	3	6		None	P,S,T,M,VP SC	19		\$160.00
18119	SANTO DOMINGO LUPERON	12/17/1964	Active	29	3	4	-1	-3.33%	30	16	0			P,S,T,M,VP SC	1	90+ Days	\$120.00
Exc Award (06/30/2019)																	
100665	SANTO DOMINGO MA TRINIDAD SANCHEZ	11/27/2007	Active	13	0	0	0	0.00%	13		15		None	P,S,T,M,VP SC	18	90+ Days	
18126	SANTO DOMINGO MARIA AUXILIADOR	12/30/1969	Active	26	3	1	2	8.33%	24	0	0			P,S,T,M,VP SC	4		\$64.00
Exc Award (06/30/2018, 06/30/2022)																	
154453	Santo Domingo Profesora Altagracia Flores	06/16/2023	Active(3)	25	8	8	0	0.00%	25	2	0			P,S,T,M,VP SC	0		\$65.00
45132	SANTO DOMINGO SABANA PERDIDA	06/10/1985	Active	37	5	7	-2	-5.13%	39	6	1			P,S,T,M,VP SC	3	90+ Days	\$150.00
Exc Award (06/30/2017, 06/30/2018, 06/30/20)																	
45374	SANTO DOMINGO SALOME URENA	09/13/1985	Active(1)	16	0	0	0	0.00%	16		8		None	P,S,T,M,VP SC	24+	90+ Days	
Exc Award (06/30/2017, 06/30/2018)																	
149951	Santo Domingo San Isidro Oriental	02/22/2022	Active(1)	12	0	0	0	0.00%	12		15		None	P,S,T,M,VP SC	19	90+ Days	
124883	Santo Domingo San Lazaro	05/15/2015	Cancelled(6*)	0	0	9	-9	-100.00%	9	8	9		None	P,S,T,M,VP SC	17		
Exc Award (06/30/2017)																	



Club Health Assessment for District R 1 through June 2025

			Status	Membership							Reports					Finance	LCIF
Club Number	Club Name	Charter Date		Current Member Count	YTD Members Added	YTD Members Dropped	YTD Net Growth	YTD Net Growth%	Member Count 12 Months Ago	Avg. length of service for dropped members	Months Since Last MMR ***	Yrs. Since Last Officer Report	President Rotation	Vice President Reported ****	Months Since Last Activity Report ***	Account Balance	Donations for current Fiscal Year
			Number of times on status quo within last two years	If below 15 members appears				If net loss is greater than 20% appears			If no report in 3 months appears in	When more than one year appears in	Number of repeat terms	Notes the officers that do not have an active	If no report at 12 months appears in red		
42189	SANTO DOMINGO VILLA CONSUELO Exc Award (06/30/2017)	01/04/1983	Active(1)	18	0	0	0	0.00%	18		15		None	P,S,T,M,VP SC	18		
35199	SANTO DOMINGO VILLA DUARTE Exc Award (06/30/2018, 06/30/2020)	03/13/1978	Active	34	0	1	-1	-2.86%	35	32	0			P,S,T,M,VP SC	5	90+ Days	\$85.00
140225	Santo Domingo Villa Francisca	06/15/2020	Active(2)	19	5	0	5	35.71%	14		0		None	P,S,T,M,VP SC	19	90+ Days	
60044	SANTO DOMINGO VILLA JUANA Exc Award (06/30/2017, 06/30/2022, 06/30/20)	10/28/1997	Active	24	1	0	1	4.35%	23		1			P,S,T,M,VP SC	0		\$40.00
57486	SANTO DOMINGO VILLAS AGRICOLAS Exc Award (06/30/2019, 06/30/2022, 06/30/20)	11/14/1995	Active(1)	28	0	7	-7	-20.00%	35	3	6			P,S,T,M,VP SC	1		\$32.00
41919	STO DOM FRAN ROSARIO SANCHEZ Exc Award (06/30/2017)	10/18/1982	Active	27	3	2	1	3.85%	26	0	1			P,S,T,M,VP SC	0		\$436.00

Clubs Cancelled Previous Fiscal Year – Clubs Cancelled within last 12 months may be reinstated

Club Number	Club Name	Charter Date	Current Status*	Cancellation Date
148157	Boca Chica Magisterial	08/31/2021	Cancelled(8*)	12/29/2023
144471	Comunicadores La Altagracia	12/26/2020	Cancelled(8*)	12/29/2023
154033	El Valle	06/13/2023	Cancelled(8*)	06/29/2024
143314	Guayacanes Los Conucos	11/23/2020	Cancelled(8*)	09/29/2023
152234	Higüey La Otra Banda	08/23/2022	Cancelled(8*)	06/29/2024
136804	Quisqueya	04/23/2019	Cancelled(8*)	12/29/2023
143628	Santo Domingo Cancino Helen Keller	11/17/2020	Cancelled(8*)	12/29/2023
141672	Santo Domingo Damas de la Salud	06/15/2020	Cancelled(8*)	12/29/2023
128067	Santo Domingo Gazcue	06/23/2016	Cancelled(8*)	07/29/2023
141667	Santo Domingo Prado Central	06/22/2020	Cancelled(8*)	06/29/2024



Club Health Assessment for District R 1 through June 2025

			Status							Membership					Reports					Finance		LCIF																																																																																																																																																																																																																																																																																																																																																																																																																																																																																																																																																																															
Club Number	Club Name	Charter Date																																																																																																																																																																																																																																																																																																																																																																																																																																																																																																																																																																																																			</

* - P - Priority Club. Cancellation Reasons: 1-Objectives/conduct, 2-Non-active club, 5-Non-existing club, 6-Disbanding, 7-Merger, 8-Financial Suspension, 9-District/Multiple District Dues.

** - Abbreviation: P-President, S-Secretary, T-Treasurer, M-Member Chairperson, VP-First Vice President, MC-Communications Chairperson, SC-Service Chairperson

*** - Abbreviation: N/R - Never reported using the Lions Clubs website, N/A - Not applicable, No password registered for the Lions Clubs website.

**** - Abbreviation: N - New, IP - Immediate Past, R - Repeat.



Club Health Assessment for District R 2 through June 2025

			Status	Membership							Reports					Finance	LCIF
Club Number	Club Name	Charter Date		Current Member Count	YTD Members Added	YTD Members Dropped	YTD Net Growth	YTD Net Growth%	Member Count 12 Months Ago	Avg. length of service for dropped members	Months Since Last MMR ***	Yrs. Since Last Officer Report	President Rotation	Vice President Reported ****	Months Since Last Activity Report ***	Account Balance	Donations for current Fiscal Year
			Number of times on status quo within last two years	If below 15 members appears				If net loss is greater than 20% appears			If no report in 3 months appears in	When more than one year appears in	Number of repeat terms	Notes the officers that do not have appears in an active	If no report at 12 months red		
Clubs less than two years old																	
155677	Angelina Renovado	10/06/2023	Active(1)	15	0	7	-7	-31.82%	22	2	0		2	P,S,T,M,VP SC	N/A		
155673	Castillo Rafael Ovalle Parra	09/30/2023	Active(1)	13	2	10	-8	-38.10%	21	1	9		2	P,S,T,M,VP SC	13	90+ Days	
181162	Cenovi Duarte Eladio Romero Santos	03/24/2025	Active	25	25	0	25	100.00%	0		1			P,S,T,M,VP SC	N/R	90+ Days	
182273	Juan Adrian "Jose Ramos"	05/22/2025	Newly Chartered	30	30	0	30	100.00%	0		0			P,S,T,M,VP SC	N/R		
180353	Piedra Blanca USA	01/13/2025	Active	30	30	0	30	100.00%	0		0			P,S,T,M,VP SC	0		
157573	Puerto Plata Sosúa El Paraíso	04/23/2024	Active	18	7	17	-10	-35.71%	27	1	0		2	P,S,T,M,VP SC	0		\$135.50
182708	San Francisco de Macoris Nuevo Renacer	06/12/2025	Newly Chartered	20	20	0	20	100.00%	0		0			P,S,T,M,VP SC	N/R		
Clubs more than two years old																	
149428	Altamira Diamante Verde	02/15/2022	Active	14	1	3	-2	-12.50%	16	3	6			P,S,T,M,VP SC	6	90+ Days	
136561	Bajabonico Imbert	11/08/2018	Active	30	0	6	-6	-16.67%	36	4	0			P,S,T,M,VP SC	4	90+ Days	
	Exc Award (06/30/2022)																
18081	BONAO	03/22/1965	Active	16	1	4	-3	-15.79%	19	22	1		2	P,S,T,M,VP SC	15		\$25.00
116308	CEVICOS	03/13/2012	Active(1)	22	0	15	-15	-40.54%	37	6	0		None	P,S,T,M,VP SC	17	90+ Days	
	Exc Award (06/30/2021)																
143529	Cevicos Las Damas	11/19/2020	Active(2)	9	0	9	-9	-50.00%	18	3	6	1	None	P,S,T,M,VP SC	22	90+ Days	
34111	CONSTANZA	06/20/1977	Active(1)	37	3	7	-4	-9.76%	41	4	0			P,S,T,M,VP SC	0	90+ Days	\$80.00
	Exc Award (06/30/2021)																
18083	COTUI	09/17/1967	Active	85	0	0	0	0.00%	85		2			P,S,T,M,VP SC	11	90+ Days	\$1,105.00
	Exc Award (06/30/2022)																
123774	Dajabon	12/16/2014	Active	28	7	3	4	16.67%	24	10	2			P,S,T,M,VP SC	3		\$220.00
	Exc Award (06/30/2017)																
131137	El Higuerito	05/31/2017	Active	9	3	5	-2	-18.18%	11	9	1			P,S,T,M,VP SC	4		\$55.00
46616	ESPERANZA	10/30/1986	Active	16	3	1	2	14.29%	14	38	0		2	P,S,T,M,VP SC	3		
18088	FANTINO	12/07/1972	Active	41	0	3	-3	-6.82%	44	7	1			P,S,T,M,VP SC	18		



Club Health Assessment for District R 2 through June 2025

			Status	Membership							Reports					Finance		LCIF
Club Number	Club Name	Charter Date		Current Member Count	YTD Members Added	YTD Members Dropped	YTD Net Growth	YTD Net Growth%	Member Count 12 Months Ago	Avg. length of service for dropped members	Months Since Last MMR ***	Yrs. Since Last Officer Report	President Rotation	Vice President Reported ****	Months Since Last Activity Report ***	Account Balance	Donations for current Fiscal Year	
			Number of times on status quo within last two years	If below 15 members appears				If net loss is greater than 20% appears			If no report in 3 months appears in	When more than one year appears in	Number of repeat terms	Notes the officers that do not have an active	If no report at 12 months red			
148069	Guananico Dr Jorge Gonzalez Khoury	08/26/2021	Active	35	4	7	-3	-7.89%	38	2	6			P,S,T,M,VP SC	2			
54359	GUAYUBIN EL POCITO	04/19/1993	Active	38	4	17	-13	-25.49%	51	6	0			P,S,T,M,VP SC	8			
	Exc Award (06/30/2022)																	
18092	JARABACOA	03/26/1965	Active	51	5	1	4	8.51%	47	48	0			P,S,T,M,VP SC	0		\$1,387.00	
	Exc Award (06/30/2024)																	
151225	Jima Capital del Arroz	06/16/2022	Active(1)	12	0	4	-4	-25.00%	16	3	0		None	P,S,T,M,VP SC	N/A	90+ Days		
60119	LA ISABELA VILLA ISABELA	12/02/1997	Active(1)	21	8	8	0	0.00%	21	11	0		None	P,S,T,M,VP SC	14			
18094	LA VEGA	12/10/1964	Active(1)	16	1	10	-9	-36.00%	25	4	0			P,S,T,M,VP SC	0			
45133	LA VEGA NUEVA	06/10/1985	Active	27	0	8	-8	-22.86%	35	10	0			P,S,T,M,VP SC	0		\$248.00	
	Exc Award (06/30/2022, 06/30/2023, 06/30/2024)																	
125655	La Vega Renacer	08/28/2015	Active(1)	5	0	0	0	0.00%	5		2			P,S,T,M,VP SC	11			
46617	LAGUNA SALADA	10/30/1986	Active	27	0	0	0	0.00%	27		9		2	P,S,T,M,VP SC	2		\$68.00	
137152	Las Cuevas de Cevicos	01/30/2019	Active	29	0	2	-2	-6.45%	31	5	6			P,S,T,M,VP SC	11	90+ Days		
	Exc Award (06/30/2022)																	
57358	LAS GUARANAS	09/20/1995	Active	50	2	4	-2	-3.85%	52	8	0			P,S,T,M,VP SC	1		\$1,130.00	
	Exc Award (06/30/2024)																	
142857	Las Guaranas Renacer Porfirio Maldonado	09/24/2020	Active	32	5	3	2	6.67%	30	3	3		2	P,S,T,M,VP SC	1	90+ Days	\$50.00	
	Exc Award (06/30/2022)																	
18096	LICEY AL MEDIO	05/26/1972	Active	28	0	0	0	0.00%	28		0		None	P,S,T,M,VP SC	6		\$387.50	
137099	Licey Leonesas	03/22/2019	Active(1)	2	0	2	-2	-50.00%	4	4	6			P,S,T,M,VP SC	13			
131008	Maimón	05/23/2017	Active	46	5	4	1	2.22%	45	7	0			P,S,T,M,VP SC	6		\$2,000.00	
60718	MAIZAL-ESPERANZA-VALVER DE	05/07/1998	Active	22	0	0	0	0.00%	22		1			P,S,T,M,VP SC	0		\$55.00	
18097	MAO	09/03/1971	Active	54	1	3	-2	-3.57%	56	35	0			P,S,T,M,VP SC	0		\$205.00	
	Exc Award (06/30/2022, 06/30/2024)																	
18098	MOCA	05/06/1971	Active	23	0	2	-2	-8.00%	25	13	9			P,S,T,M,VP SC	17		\$121.00	
126523	Montecristy	02/15/2016	Active	39	4	3	1	2.63%	38	5	0			P,S,T,M,VP SC	0		\$20.00	
	Exc Award (06/30/2022)																	



Club Health Assessment for District R 2 through June 2025

			Status	Membership							Reports					Finance		LCIF
Club Number	Club Name	Charter Date		Current Member Count	YTD Members Added	YTD Members Dropped	YTD Net Growth	YTD Net Growth%	Member Count 12 Months Ago	Avg. length of service for dropped members	Months Since Last MMR ***	Yrs. Since Last Officer Report	President Rotation	Vice President Reported ****	Months Since Last Activity Report ***	Account Balance	Donations for current Fiscal Year	
			Number of times on status quo within last two years	If below 15 members appears					If net loss is greater than 20% appears			If no report in 3 months appears in	When more than one year appears in	Number of repeat terms	Notes the officers that do not have an active	If no report at 12 months appears in red		
76055	NAGUA	06/30/2003	Active	22	3	1	2	10.00%	20	5	1				P,S,T,M,VP SC	1		
48108	NAVARRETE	02/04/1988	Active	26	1	0	1	4.00%	25		7				P,S,T,M,VP SC	9		\$1,022.50
Exc Award (06/30/2021)																		
52534	PIEDRA BLANCA	02/12/1992	Active	86	24	22	2	2.38%	84	7	0				P,S,T,M,VP SC	0		\$760.00
Exc Award (06/30/2021)																		
18103	PUERTO PLATA	03/13/1965	Active	38	1	4	-3	-7.32%	41	28	0				P,S,T,M,VP SC	0		\$20.00
Exc Award (06/30/2021)																		
152895	Puerto Plata Manos Solidarias	04/13/2023	Active(1)	17	22	18	4	30.77%	13	2	0		None		P,S,T,M,VP SC	15	90+ Days	
59533	PUERTO PLATA NORTE	05/12/1997	Active	49	2	0	2	4.26%	47		6				P,S,T,M,VP SC	0	90+ Days	\$62.50
Exc Award (06/30/2021, 06/30/2023)																		
96480	RIO SAN JUAN MARIA TRINIDAD SANCHEZ	03/09/2006	Active	19	2	0	2	11.76%	17		0		None		P,S,T,M,VP SC	15		\$43.00
32956	SABANETA	11/09/1976	Active(1)	27	4	2	2	8.00%	25	12	0				P,S,T,M,VP SC	9		
18105	SALCEDO	03/05/1967	Active	41	3	0	3	7.89%	38		0				P,S,T,M,VP SC	3		\$95.11
Exc Award (06/30/2024)																		
151303	Salcedo Francisca Blanco	06/17/2022	Active	28	0	0	0	0.00%	28		4				P,S,T,M,VP SC	16		\$50.00
18111	SAN FCO DE MACORIS CENTRAL	12/11/1967	Active	80	9	7	2	2.56%	78	3	1				P,S,T,M,VP SC	0		\$463.00
Exc Award (06/30/2022, 06/30/2024)																		
60883	SAN FRAN DE MACORIS DUARTE	06/16/1998	Active	38	7	7	0	0.00%	38	6	0				P,S,T,M,VP SC	0		\$95.00
Exc Award (06/30/2021, 06/30/2024)																		
18113	SANTIAGO EL ENSUENO	08/09/1972	Active	38	5	5	0	0.00%	38	3	0				P,S,T,M,VP SC	1		\$564.00
Exc Award (06/30/2022)																		
33436	SANTIAGO GURABO	03/14/1977	Active	22	0	1	-1	-4.35%	23	2	0				P,S,T,M,VP SC	0		
134329	Santiago Las Damas	05/04/2018	Active(3)	17	0	0	0	0.00%	17		19	1	None		P,S,T,M,VP SC	21	90+ Days	
32539	SANTIAGO LAS VILLAS	06/23/1976	Active	29	0	0	0	0.00%	29		24				P,S,T,M,VP SC	1		\$80.00
148046	Santiago Manos Unidas	09/07/2021	Active	16	0	17	-17	-51.52%	33	3	6				P,S,T,M,VP SC	16	90+ Days	
Exc Award (06/30/2022)																		
42429	SANTIAGO NORTE	03/29/1983	Active	23	0	0	0	0.00%	23		17				P,S,T,M,VP SC	15		



Club Health Assessment for District R 2 through June 2025

			Status	Membership							Reports					Finance	LCIF
Club Number	Club Name	Charter Date		Current Member Count	YTD Members Added	YTD Members Dropped	YTD Net Growth	YTD Net Growth%	Member Count 12 Months Ago	Avg. length of service for dropped members	Months Since Last MMR ***	Yrs. Since Last Officer Report	President Rotation	Vice President Reported ****	Months Since Last Activity Report ***	Account Balance	Donations for current Fiscal Year
			Number of times on status quo within last two years	If below 15 members appears				If net loss is greater than 20% appears			If no report in 3 months appears in	When more than one year appears in	Number of repeat terms	Notes the officers that do not have an active	If no report at 12 months appears in red		
151361	Santiago Sembrando Esperanza	06/20/2022	Active	10	0	0	0	0.00%	10		10			P,S,T,M,VP SC	8		\$1,000.00
106091	VILLA LA MATA COTUI	08/26/2009	Active	26	7	4	3	13.04%	23	2	0			P,S,T,M,VP SC	20	90+ Days	\$20.00
47428	VILLA TAPIA	06/08/1987	Active	27	0	1	-1	-3.57%	28	3	0			P,S,T,M,VP SC	1	90+ Days	\$210.00
32225	VILLA VASQUEZ	05/17/1976	Active	31	0	3	-3	-8.82%	34	2	0			P,S,T,M,VP SC	0		\$194.00
Exc Award (06/30/2021, 06/30/2024)																	

Clubs Cancelled Previous Fiscal Year – Clubs Cancelled within last 12 months may be reinstated

Club Number	Club Name	Charter Date	Current Status*	Cancellation Date
143978	Constanza Unidad de Proteccion y Rescate	12/15/2020	Cancelled(8*)	11/29/2023
125313	Puñal	06/29/2015	Cancelled(6*)	07/29/2023
143216	San Francisco de Macoris Central Las Damas	10/09/2020	Cancelled(8*)	07/29/2023

Current Total Clubs Count	YTD New Clubs Count	YTD Cancelled Clubs Count	YTD Net Club Gain	Current Total Members Count	YTD Add	YTD Drop	YTD Net Growth	YTD Net Growth %	Member Count 12 Months Ago	Average Member Count Per Club	% of Clubs with less than 20 members	% No MMR in 3 Months	% No Officer Report in 12 Months	% of Clubs with balance 90+ days	Number of Clubs in Status Quo	% Status Quo Clubs in Financial Suspension	Number of Cancelled Clubs	Average Cancelled Club Age	Members Lost Due to Cancellation	% of Clubs Cancelled for Non-Financial Reasons
59	4	0	4	1,725	261	260	1	0.06%	1,723	29	29%	29%	3%	29%	0	0%	0	0	0	0%

* - P - Priority Club. Cancellation Reasons: 1-Objectives/conduct, 2-Non-active club, 5-Non-existing club, 6-Disbanding, 7-Merger, 8-Financial Suspension, 9-District/Multiple District Dues.

** - Abbreviation: P-President, S-Secretary, T-Treasurer, M-Member Chairperson, VP-First Vice President, MC-Communications Chairperson, SC-Service Chairperson

*** - Abbreviation: N/R - Never reported using the Lions Clubs website, N/A - Not applicable, No password registered for the Lions Clubs website.

**** - Abbreviation: N - New, IP - Immediate Past, R - Repeat.




Club Health Assessment for District R 3 through June 2025

			Status	Membership							Reports					Finance		LCIF
Club Number	Club Name	Charter Date		Current Member Count	YTD Members Added	YTD Members Dropped	YTD Net Growth	YTD Net Growth%	Member Count 12 Months Ago	Avg. length of service for dropped members	Months Since Last MMR ***	Yrs. Since Last Officer Report	President Rotation	Vice President Reported ****	Months Since Last Activity Report ***	Account Balance	Donations for current Fiscal Year	
			Number of times on status quo within last two years	If below 15 members appears				If net loss is greater than 20% appears			If no report in 3 months appears in	When more than one year appears in	Number of repeat terms	Notes the officers that do not have an active	If no report at 12 months appears in red			
Clubs less than two years old																		
182521	Juan de Herrera	05/30/2025	Newly Chartered	21	21	0	21	100.00%	0		0			P,S,T,M,VP SC	N/A			
182079	Santo Domingo Fundemego	05/28/2025	Newly Chartered	23	23	0	23	100.00%	0		1			P,S,T,M,VP SC	N/R			
157221	Santo Domingo Medicina Familiar y Comunitaria	02/01/2024	Active	20	0	0	0	0.00%	20		14		2	P,S,T,M,VP SC	17			
Clubs more than two years old																		
18078	AZUA	01/15/1967	Active	51	6	3	3	6.25%	48	8	1		2	P,S,T,M,VP SC	1		\$117.00	
Exc Award (06/30/2016, 06/30/2017, 06/30/20)																		
18080	BARAHONA	12/15/1964	Active	18	0	0	0	0.00%	18		12		2	P,S,T,M,VP SC	24+			
Exc Award (06/30/2016, 06/30/2021)																		
60534	BARAHONA LAS PERLAS	03/23/1998	Active	27	5	1	4	17.39%	23	18	2			P,S,T,M,VP SC	0		\$20.00	
Exc Award (06/30/2018)																		
127255	Bohechio San Juan	04/14/2016	Active	20	1	0	1	5.26%	19		8	1	None	P,S,T,M,VP SC	24+			
Exc Award (06/30/2017, 06/30/2020)																		
108826	BUENOS AIRES DEL MIRADOR	06/30/2010	Active	52	2	2	0	0.00%	52	10	1			P,S,T,M,VP SC	1		\$1,087.00	
Exc Award (06/30/2016, 06/30/2017, 06/30/20)																		
34860	CABRAL	12/15/1977	Active	21	4	0	4	23.53%	17		3			P,S,T,M,VP SC	4		\$20.00	
108485	CARRIL LA PARED	06/11/2010	Active	31	0	5	-5	-13.89%	36	9	0			P,S,T,M,VP SC	5		\$1,819.00	
Exc Award (06/30/2016, 06/30/2020, 06/30/20)																		
127840	Carril La Pared Abogados	06/09/2016	Active	11	0	3	-3	-21.43%	14	6	6		2	P,S,T,M,VP SC	24+	90+ Days		
154731	Dominicano Oftalmologia Nueva Generacion	06/28/2023	Active	27	0	0	0	0.00%	27		11			P,S,T,M,VP SC	0			
150598	Doña Ana	04/25/2022	Active	9	0	0	0	0.00%	9		13			P,S,T,M,VP SC	5	90+ Days	\$30.00	
143113	El Carril La Pared de Damas Las Azucenas	11/06/2020	Active	17	0	0	0	0.00%	17		46	1	None	P,S,T,M,VP SC	N/R	90+ Days	\$1,000.00	
143131	El Carril La Pared de Domino	12/23/2020	Active	21	0	0	0	0.00%	21		33	1	None	P,S,T,M,VP SC	N/R	90+ Days	\$40.00	
151353	El Carril Mata Naranjo Magisterial	06/20/2022	Active(1)	10	0	12	-12	-54.55%	22	3	0		2	P,S,T,M,VP SC	24+		\$75.00	
56177	ELIAS PINA COMENDADOR	10/25/1994	Active	25	5	0	5	25.00%	20		0			P,S,T,M,VP SC	24+	90+ Days	\$262.00	



Club Health Assessment for District R 3 through June 2025

			Status	Membership							Reports					Finance		LCIF
Club Number	Club Name	Charter Date		Current Member Count	YTD Members Added	YTD Members Dropped	YTD Net Growth	YTD Net Growth%	Member Count 12 Months Ago	Avg. length of service for dropped members	Months Since Last MMR ***	Yrs. Since Last Officer Report	President Rotation	Vice President Reported ****	Months Since Last Activity Report ***	Account Balance	Donations for current Fiscal Year	
			Number of times on status quo within last two years	If below 15 members appears				If net loss is greater than 20% appears			If no report in 3 months appears in	When more than one year appears in	Number of repeat terms	Notes the officers that do not have an active	If no report at 12 months appears in red			
60535	GALVAN	03/23/1998	Active	10	0	0	0	0.00%	10		10			P,S,T,M,VP SC	24+			
	Exc Award (06/30/2017)																	
144337	Haina Las Mariposas	12/31/2020	Active	20	0	0	0	0.00%	20		13			P,S,T,M,VP SC	19	90+ Days		
	Exc Award (06/30/2023)																	
151182	Hatillo	06/14/2022	Active(1)	23	0	0	0	0.00%	23		14	1	None	P,S,T,M,VP SC	N/R		\$70.00	
60025	JIMANI	10/17/1997	Active	30	0	0	0	0.00%	30		16		3	P,S,T,M,VP SC	24+	90+ Days		
	Exc Award (06/30/2017, 06/30/2023)																	
18095	LAS MATAS DE FARFAN	05/13/1967	Active	29	3	0	3	11.54%	26		4			P,S,T,M,VP SC	24+		\$430.00	
	Exc Award (06/30/2016, 06/30/2020, 06/30/2021)																	
148219	Monte Adentro Cajulito	09/23/2021	Active	20	0	0	0	0.00%	20		45	1	None	P,S,T,M,VP SC	N/R			
41917	NEYBA	10/18/1982	Active	17	0	1	-1	-5.56%	18	43	1			P,S,T,M,VP SC	24+		\$44.00	
	Exc Award (06/30/2017, 06/30/2021)																	
131141	PB Doña Quiquila Centenario	06/12/2017	Active(2)	8	0	0	0	0.00%	8		13	1	None	P,S,T,M,VP SC	24+	90+ Days		
	Exc Award (06/30/2018, 06/30/2021)																	
124099	Quita Sueño	01/30/2015	Active	15	2	0	2	15.38%	13		0			P,S,T,M,VP SC	19	90+ Days	\$20.00	
30053	RIO HAINA	12/26/1974	Active	44	0	0	0	0.00%	44		12		2	P,S,T,M,VP SC	11		\$618.00	
	Exc Award (06/30/2017, 06/30/2018, 06/30/2020)																	
153828	Rio Haina Los Profesionales	03/14/2023	Active(2)	20	21	21	0	0.00%	20	1	8		3	P,S,T,M,VP SC	N/A	90+ Days		
151060	Rio Haina Los Profesores	06/09/2022	Active	7	0	4	-4	-36.36%	11	2	0			P,S,T,M,VP SC	18		\$5.00	
141718	Sabana Grande de Palenque Mercedes Paulino	06/15/2020	Active	19	1	4	-3	-13.64%	22	3	0			P,S,T,M,VP SC	N/R	90+ Days	\$50.00	
99699	SABANA YEGUA	07/31/2007	Active	26	0	0	0	0.00%	26		1			P,S,T,M,VP SC	6		\$4.00	
	Exc Award (06/30/2020)																	
18108	SAN CRISTOBAL	03/02/1965	Active(1)	18	0	0	0	0.00%	18		14		4	P,S,T,M,VP SC	14	90+ Days	\$164.00	
	Exc Award (06/30/2017, 06/30/2018, 06/30/2020)																	
32538	SAN JOSE DE OCOA	06/23/1976	Active	46	0	0	0	0.00%	46		12			P,S,T,M,VP SC	0		\$385.00	
	Exc Award (06/30/2016, 06/30/2018)																	
126927	San Jose de Ocoa Sabana Larga	02/29/2016	Active(1)	19	0	0	0	0.00%	19		5			P,S,T,M,VP SC	18	90+ Days		
	Exc Award (06/30/2017, 06/30/2020, 06/30/2021)																	



Club Health Assessment for District R 3 through June 2025

			Status	Membership						Reports					Finance		LCIF
Club Number	Club Name	Charter Date		Current Member Count	YTD Members Added	YTD Members Dropped	YTD Net Growth	YTD Net Growth%	Member Count 12 Months Ago	Avg. length of service for dropped members	Months Since Last MMR ***	Yrs. Since Last Officer Report	President Rotation	Vice President Reported ****	Months Since Last Activity Report ***	Account Balance	Donations for current Fiscal Year
			Number of times on status quo within last two years	If below 15 members appears				If net loss is greater than 20% appears			If no report in 3 months appears in	When more than one year appears in	Number of repeat terms	Notes the officers that do not have an active	If no report at 12 months appears in red		
18109	SAN JUAN DE LA MAGUANA	02/05/1967	Active	43	7	0	7	19.44%	36		3			P,S,T,M,VP SC	15		\$894.00
Exc Award (06/30/2017, 06/30/2021, 06/30/20																	
154261	Santo Domingo - Damas Universitarias Dominicanas	05/10/2023	Active	20	0	0	0	0.00%	20		14		None	P,S,T,M,VP SC	N/A		
153676	Santo Domingo - Especializado Docentes DL Eridania Disla	02/13/2023	Active(2)	25	3	0	3	13.64%	22		0			P,S,T,M,VP SC	1		
143125	Santo Domingo Alma Llanera	11/16/2020	Active	17	7	0	7	70.00%	10		0			P,S,T,M,VP SC	2		\$337.00
139766	Santo Domingo Altos de Arroyo Hondo	09/18/2019	Active(2)	6	0	6	-6	-50.00%	12	5	6		5	P,S,T,M,VP SC	24+		
Exc Award (06/30/2020)																	
57645	SANTO DOMINGO BELLA VISTA	12/22/1995	Active(1)	9	0	0	0	0.00%	9		19	2	None	P,S,T,M,VP SC	N/R		\$23.00
Exc Award (06/30/2017)																	
55652	SANTO DOMINGO CRISTO REY	05/10/1994	Active	13	0	0	0	0.00%	13		16			P,S,T,M,VP SC	18		\$15.00
128689	Santo Domingo Donald Guerrero	08/26/2016	Active(1)	10	0	3	-3	-23.08%	13	6	1			P,S,T,M,VP SC	24+		
Exc Award (06/30/2020)																	
143635	Santo Domingo Dr Eduardo Valdez Guerrero	12/08/2020	Active	20	0	0	0	0.00%	20		14		None	P,S,T,M,VP SC	17		
31356	SANTO DOMINGO EL MILLON	11/03/1975	Active	56	11	1	10	21.74%	46	0	0			P,S,T,M,VP SC	0		\$3,163.00
Exc Award (06/30/2016, 06/30/2017, 06/30/20																	
150215	Santo Domingo FEDELUCD	05/02/2022	Active	15	0	0	0	0.00%	15		3			P,S,T,M,VP SC	24+		\$19.50
40369	SANTO DOMINGO HERRERA	09/14/1981	Active	18	4	0	4	28.57%	14		0			P,S,T,M,VP SC	24+		\$130.00
Exc Award (06/30/2018)																	
39183	SANTO DOMINGO INDEPENDENCIA	12/09/1980	Active	23	1	0	1	4.55%	22		0			P,S,T,M,VP SC	5		\$29.00
Exc Award (06/30/2016, 06/30/2018, 06/30/20																	
138347	Santo Domingo Jardines del Norte	05/22/2019	Active	22	6	3	3	15.79%	19	4	0			P,S,T,M,VP SC	6		\$151.00
Exc Award (06/30/2021)																	
18121	SANTO DOMINGO LA FE	02/01/1967	Active	55	4	3	1	1.85%	54	5	0			P,S,T,M,VP SC	1		\$2,262.00
Exc Award (06/30/2016, 06/30/2017, 06/30/20																	
141728	Santo Domingo Las Emprendedoras	06/15/2020	Active(2)	5	0	0	0	0.00%	5		19		6	P,S,T,M,VP SC	24+		



Club Health Assessment for District R 3 through June 2025

			Status	Membership							Reports					Finance		LCIF
Club Number	Club Name	Charter Date		Current Member Count	YTD Members Added	YTD Members Dropped	YTD Net Growth	YTD Net Growth%	Member Count 12 Months Ago	Avg. length of service for dropped members	Months Since Last MMR ***	Yrs. Since Last Officer Report	President Rotation	Vice President Reported ****	Months Since Last Activity Report ***	Account Balance	Donations for current Fiscal Year	
			Number of times on status quo within last two years	If below 15 members appears				If net loss is greater than 20% appears			If no report in 3 months appears in	When more than one year appears in	Number of repeat terms	Notes the officers that do not have an active	If no report at 12 months red			
141729	Santo Domingo Las Galaxias	06/15/2020	Active(2)	2	0	0	0	0.00%	2		7		2	P,S,T,M,VP SC	N/R		\$40.00	
18125	SANTO DOMINGO MIRADOR	05/22/1972	Active	30	5	0	5	20.00%	25		2			P,S,T,M,VP SC	22		\$115.00	
	Exc Award (06/30/2017, 06/30/2023)																	
18124	SANTO DOMINGO NACO	12/11/1964	Active	59	4	1	3	5.36%	56	10	0			P,S,T,M,VP SC	0		\$1,297.86	
	Exc Award (06/30/2016, 06/30/2023)																	
154355	Santo Domingo Neurocirujanos Dominicanos	05/15/2023	Active	20	0	0	0	0.00%	20		25		3	P,S,T,M,VP SC	N/R			
115752	SANTO DOMINGO OFTALMOLOGOS	01/11/2012	Active	12	0	0	0	0.00%	12		56		8	P,S,T,M,VP SC	24+	90+ Days		
152594	Santo Domingo Oftalmólogos PDI Persiles Ayanes Pérez	09/08/2022	Active	22	0	0	0	0.00%	22		1			P,S,T,M,VP SC	11			
47257	SANTO DOMINGO OLIMPO	04/28/1987	Active	42	1	2	-1	-2.33%	43	16	0			P,S,T,M,VP SC	1		\$706.00	
	Exc Award (06/30/2016, 06/30/2017, 06/30/20)																	
65460	SANTO DOMINGO PIANINI	06/07/2002	Active(1)	11	0	0	0	0.00%	11		7		12	P,S,T,M,VP SC	24		\$22.00	
	Exc Award (06/30/2016)																	
56949	SANTO DOMINGO PRIMAVERAL	05/23/1995	Active	8	0	0	0	0.00%	8		0		2	P,S,T,M,VP SC	10		\$20.00	
	Exc Award (06/30/2016, 06/30/2017)																	
149378	Santo Domingo Unidos en el Servicio	12/28/2021	Active	17	0	0	0	0.00%	17		42	2	None	P,S,T,M,VP SC	N/R			
141570	Santo Domingo Unisalud Dr Logingo Alcantara	05/14/2020	Active	36	0	0	0	0.00%	36		11			P,S,T,M,VP SC	19			
52768	SANTO DOMINGO VILLA MELLA	03/31/1992	Active	8	0	0	0	0.00%	8		15		None	P,S,T,M,VP SC	24+		\$40.00	
	Exc Award (06/30/2016, 06/30/2018)																	
66976	SANTO DOMINGO-VILLAS CLAUDIA	12/30/2002	Active(1)	1	0	0	0	0.00%	1		19	1	None	P,S,T,M,VP SC	24+			
42191	VICENTE NOBLE	01/19/1983	Active	28	1	6	-5	-15.15%	33	15	0			P,S,T,M,VP SC	6		\$197.00	
	Exc Award (06/30/2016)																	
42192	VILLA ALTAGRACIA	01/04/1983	Active	19	0	0	0	0.00%	19		13		2	P,S,T,M,VP SC	24+	90+ Days	\$17.00	
109907	YAGUATE	12/27/2010	Active	39	0	0	0	0.00%	39		7			P,S,T,M,VP SC	4	90+ Days	\$56.50	
	Exc Award (06/30/2016, 06/30/2023)																	



Club Health Assessment for District R 3 through June 2025

				Status	Membership						Reports					Finance	LCIF	
Club Number	Club Name	Charter Date			Current Member Count	YTD Members Added	YTD Members Dropped	YTD Net Growth	YTD Net Growth%	Member Count 12 Months Ago	Avg. length of service for dropped members	Months Since Last MMR ***	Yrs. Since Last Officer Report	President Rotation	Vice President Reported ****	Months Since Last Activity Report ***	Account Balance	Donations for current Fiscal Year
			Number of times on status quo within last two years		If below 15 members appears				If net loss is greater than 20% appears			If no report in 3 months appears in	When more than one year appears in	Number of repeat terms	Notes the officers that do not have an active	If no report at 12 months appears in red		

Clubs Cancelled Previous Fiscal Year – Clubs Cancelled within last 12 months may be reinstated

Club Number	Club Name	Charter Date	Current Status*	Cancellation Date
143824	El Cercado	12/10/2020	Cancelled(8*)	06/29/2024
129748	Las Matas de Farfan Orlando Martinez Centenario	01/04/2017	Cancelled(8*)	06/29/2024
144415	Rio Haina Sixto Jose Peguero	04/27/2021	Cancelled(8*)	12/29/2023
141770	Santo Domingo Comunicadoras DR-3	06/20/2020	Cancelled(8*)	12/29/2023
144346	Santo Domingo Jaragua Central	12/22/2020	Cancelled(8*)	12/29/2023
141719	Santo Domingo Las Aventureras	06/15/2020	Cancelled(8*)	12/29/2023
143980	Santo Domingo Las Princesas de Jehová	06/03/2021	Cancelled(8*)	12/29/2023
135084	Santo Domingo Los Prados La Castellana	06/29/2018	Cancelled(8*)	12/29/2023
141526	Santo Domingo Mileniun	05/05/2020	Cancelled(8*)	12/29/2023
143844	Santo Domingo Miosotis	12/29/2020	Cancelled(8*)	12/29/2023
142540	Santo Domingo Moana	11/12/2020	Cancelled(8*)	06/29/2024
135476	Santo Domingo Olimpo Metropolitano	06/28/2018	Cancelled(8*)	06/29/2024
144523	Tamayo Central	04/27/2021	Cancelled(8*)	12/29/2023

Current Total Clubs Count	YTD New Clubs Count	YTD Cancelled Clubs Count	YTD Net Club Gain	Current Total Members Count	YTD Add	YTD Drop	YTD Net Growth	YTD Net Growth %	Member Count 12 Months Ago	Average Member Count Per Club	% of Clubs with less than 20 members	% No MMR in 3 Months	% No Officer Report in 12 Months	% of Clubs with balance 90+ days	Number of Clubs in Status Quo	% Status Quo Clubs in Financial Suspension	Number of Cancelled Clubs	Average Cancelled Club Age	Members Lost Due to Cancellation	% of Clubs Cancelled for Non-Financial Reasons
66	2	0	2	1,486	148	81	67	4.72%	1,419	23	44%	59%	14%	24%	0	0%	0	0	0	0%

* - P - Priority Club. Cancellation Reasons: 1-Objectives/conduct, 2-Non-active club, 5-Non-existing club, 6-Disbanding, 7-Merger, 8-Financial Suspension, 9-District/Multiple District Dues.

** - Abbreviation: P-President, S-Secretary, T-Treasurer, M-Member Chairperson, VP-First Vice President, MC-Communications Chairperson, SC-Service Chairperson

*** - Abbreviation: N/R - Never reported using the Lions Clubs website, N/A - Not applicable, No password registered for the Lions Clubs website.

**** - Abbreviation: N - New, IP - Immediate Past, R - Repeat.



Club Health Assessment for District S 1 through June 2025

			Status	Membership							Reports					Finance	LCIF		
Club Number	Club Name	Charter Date		Current Member Count	YTD Members Added	YTD Members Dropped	YTD Net Growth	YTD Net Growth%	Member Count 12 Months Ago	Avg. length of service for dropped members	Months Since Last MMR ***	Yrs. Since Last Officer Report	President Rotation	Vice President Reported ****	Months Since Last Activity Report ***	Account Balance	Donations for current Fiscal Year		
			Number of times on status quo within last two years	If below 15 members appears					If net loss is greater than 20% appears					If no report in 3 months appears in	When more than one year appears in	Number of repeat terms	Notes the officers that do not have an active	If no report at 12 months red	
Clubs more than two years old																			
88295	GUAYARAMERIN BENI PERLA DEL MAMORE	05/17/2005	Active(1)	14	0	0	0	0.00%	14		12				P,S,T,M,VP SC	24+		\$26.00	
18139	LA PAZ	10/15/1948	Active(1)	16	10	1	9	128.57%	7	0	5		2		P,S,T,M,VP SC	24+	90+ Days	\$20.00	
31628	LA PAZ ALTO DE OBRAJES	01/28/1976	Active	16	2	2	0	0.00%	16	28	0		2		P,S,T,M,VP SC	1		\$110.00	
143491	La Paz Ayudarte El Carmen	11/04/2020	Active	28	5	13	-8	-22.22%	36	4	2				P,S,T,M,VP SC	2		\$20.00	
31268	LA PAZ CRISTO REY	10/08/1975	Active(1)	27	7	2	5	22.73%	22	32	1				P,S,T,M,VP SC	3	90+ Days	\$100.00	
Exc Award (06/30/2018, 06/30/2019, 06/30/20																			
37636	LA PAZ EL CARMEN	10/22/1979	Active(1)	18	2	4	-2	-10.00%	20	8	1		2		P,S,T,M,VP SC	24+		\$86.00	
143886	La Paz Embajadores de La Sonrisa	12/13/2020	Active(1)	19	5	5	0	0.00%	19	3	0		None		P,S,T,M,VP SC	2		\$50.00	
97149	LA PAZ GALENO	05/17/2006	Active(2)	5	0	0	0	0.00%	5		16	1	None		P,S,T,M,VP SC	19	90+ Days		
30180	LA PAZ IRPAVI	01/21/1975	Active(2)	15	1	3	-2	-11.76%	17	34	1				P,S,T,M,VP SC	2	90+ Days	\$20.00	
Exc Award (06/30/2019)																			
62733	LA PAZ KANTUTA	01/27/2000	Active(3)	8	1	1	0	0.00%	8	16	0		None		P,S,T,M,VP SC	24+			
54742	LA PAZ LIBERTAD	07/12/1993	Active(1)	21	2	2	0	0.00%	21	6	1				P,S,T,M,VP SC	2			
Exc Award (06/30/2017)																			
18146	LA PAZ MIRAFLORES	10/27/1964	Active(2)	10	0	1	-1	-9.09%	11	4	6				P,S,T,M,VP SC	24+	90+ Days		
30648	LA PAZ MIRAFLORES CENTRO	04/25/1975	Active(1)	21	0	1	-1	-4.55%	22	7	0				P,S,T,M,VP SC	1		\$50.00	
130492	La Paz Nuestra Señora de Copacabana	03/22/2017	Active(1)	18	10	6	4	28.57%	14	5	0				P,S,T,M,VP SC	3		\$90.00	
18140	LA PAZ OBRAJES CALACOTO FLOR	10/27/1960	Active(1)	21	6	2	4	23.53%	17	22	0				P,S,T,M,VP SC	0		\$56.00	
52152	LA PAZ ORO Y PURPURA	11/14/1991	Active(2)	7	0	0	0	0.00%	7		12				P,S,T,M,VP SC	12	90+ Days		
116998	LA PAZ-WARA	06/01/2012	Active(1)	20	3	10	-7	-25.93%	27	3	0				P,S,T,M,VP SC	1		\$26.00	
18149	ORURO	06/19/1949	Active(4)	10	0	0	0	0.00%	10		23	1	None		P,S,T,M,VP SC	24+	90+ Days		
18152	SAN BORJA	04/09/1973	Active(1)	12	0	1	-1	-7.69%	13	12	6		3		P,S,T,M,VP SC	18			
34861	SEGUENCOMA L C	12/14/1977	Active	10	0	6	-6	-37.50%	16	7	0		2		P,S,T,M,VP SC	13			



Club Health Assessment for District S 1 through June 2025

				Status		Membership								Reports					Finance		LCIF
Club Number	Club Name	Charter Date				Current Member Count	YTD Members Added	YTD Members Dropped	YTD Net Growth	YTD Net Growth%	Member Count 12 Months Ago	Avg. length of service for dropped members	Months Since Last MMR ***	Yrs. Since Last Officer Report	President Rotation	Vice President Reported ****	Months Since Last Activity Report ***	Account Balance	Donations for current Fiscal Year		
						Number of times on status quo within last two years		If below 15 members appears		If net loss is greater than 20% appears			If no report in 3 months appears in	When more than one year appears in	Number of repeat terms	Notes the officers that do not have an active	If no report at 12 months appears in red				
Current Total Clubs Count	YTD New Clubs Count	YTD Cancelled Clubs Count	YTD Net Club Gain	Current Total Members Count	YTD Add	YTD Drop	YTD Net Growth	YTD Net Growth %	Member Count 12 Months Ago	Average Member Count Per Club	% of Clubs with less than 20 members	% No MMR in 3 Months	% No Officer Report in 12 Months	% of Clubs with balance 90+ days	Number of Clubs in Status Quo	% Status Quo Clubs in Financial Suspension	Number of Cancelled Clubs	Average Cancelled Club Age	Members Lost Due to Cancellation	% of Clubs Cancelled for Non-Financial Reasons	
20	0	0	0	316	54	60	-6	-1.86%	322	16	70%	35%	10%	35%	0	0%	0	0	0	0%	

* - P - Priority Club. Cancellation Reasons: 1-Objectives/conduct, 2-Non-active club, 5-Non-existing club, 6-Disbanding, 7-Merger, 8-Financial Suspension, 9-District/Multiple District Dues.

** - Abbreviation: P-President, S-Secretary, T-Treasurer, M-Member Chairperson, VP-First Vice President, MC-Communications Chairperson, SC-Service Chairperson

*** - Abbreviation: N/R - Never reported using the Lions Clubs website, N/A - Not applicable, No password registered for the Lions Clubs website.

**** - Abbreviation: N - New, IP - Immediate Past, R - Repeat.



Club Health Assessment for District S 2 through June 2025

			Status	Membership							Reports					Finance		LCIF
Club Number	Club Name	Charter Date		Current Member Count	YTD Members Added	YTD Members Dropped	YTD Net Growth	YTD Net Growth%	Member Count 12 Months Ago	Avg. length of service for dropped members	Months Since Last MMR ***	Yrs. Since Last Officer Report	President Rotation	Vice President Reported ****	Months Since Last Activity Report ***	Account Balance	Donations for current Fiscal Year	
			Number of times on status quo within last two years	If below 15 members appears	If net loss is greater than 20% appears						If no report in 3 months appears in	When more than one year appears in	Number of repeat terms	Notes the officers that do not have an active	If no report at 12 months appears in red			
Clubs less than two years old																		
156610	Cochabamba Angeles de la Sonrisa	11/21/2023	Active(1)	5	0	15	-15	-75.00%	20	2	0		2	P,S,T,M,VP SC	N/A	90+ Days		
180934	Cochabamba Anne Sullivan	04/15/2025	Newly Chartered	18	24	6	18	100.00%	0	0	0			P,S,T,M,VP SC	N/R			
171793	Cochabamba Melvin Jones	06/13/2024	Active	16	0	4	-4	-20.00%	20	1	12		3	P,S,T,M,VP SC	N/A			
181184	Montero-Tekoara	04/17/2025	Newly Chartered	24	24	0	24	100.00%	0		1			P,S,T,M,VP SC	N/R			
172262	San Jose de Chiquitos	06/14/2024	Active(1)	9	3	14	-11	-55.00%	20	1	0		2	P,S,T,M,VP SC	0	90+ Days		
182184	Santa Cruz El Tucan	05/08/2025	Newly Chartered	20	22	2	20	100.00%	0	0	0			P,S,T,M,VP SC	N/R			
Clubs more than two years old																		
32958	BERMEJO Exc Award (06/30/2018)	11/11/1976	Active(1)	12	0	0	0	0.00%	12		42	1	None	P,S,T,M,VP SC	24+	90+ Days		
137503	Bermejo Frontera del Sur Exc Award (06/30/2024)	02/20/2019	Active	11	0	1	-1	-8.33%	12	6	6			P,S,T,M,VP SC	8			
140863	Camiri Sararenda	03/26/2020	Active(1)	13	3	4	-1	-7.14%	14	5	0			P,S,T,M,VP SC	24+	90+ Days		
18168	COCHABAMBA Exc Award (06/30/2017, 06/30/2018, 06/30/20)	06/27/1949	Active(1)	46	9	18	-9	-16.36%	55	3	0		2	P,S,T,M,VP SC	0			
49372	COCHABAMBA ARCO IRIS Exc Award (06/30/2018, 06/30/2021, 06/30/20)	04/05/1989	Active(1)	19	5	3	2	11.76%	17	8	0			P,S,T,M,VP SC	0			
132696	Cochabamba Helen Keller Exc Award (06/30/2022, 06/30/2023, 06/30/20)	09/25/2017	Active(3)	13	2	7	-5	-27.78%	18	2	0		4	P,S,T,M,VP SC	4			
116307	COCHABAMBA INTEGRACION Exc Award (06/30/2018)	03/13/2012	Active	9	3	5	-2	-18.18%	11	8	0		2	P,S,T,M,VP SC	22			
143973	Cochabamba Kanata Exc Award (06/30/2021)	12/22/2020	Active(1)	7	0	0	0	0.00%	7		12		2	P,S,T,M,VP SC	21	90+ Days		
138687	Cochabamba Milenio Exc Award (06/30/2024)	06/21/2019	Active(3)	11	0	0	0	0.00%	11		12		7	P,S,T,M,VP SC	1	90+ Days		



Club Health Assessment for District S 2 through June 2025

			Status	Membership							Reports					Finance		LCIF
Club Number	Club Name	Charter Date		Current Member Count	YTD Members Added	YTD Members Dropped	YTD Net Growth	YTD Net Growth%	Member Count 12 Months Ago	Avg. length of service for dropped members	Months Since Last MMR ***	Yrs. Since Last Officer Report	President Rotation	Vice President Reported ****	Months Since Last Activity Report ***	Account Balance	Donations for current Fiscal Year	
			Number of times on status quo within last two years	If below 15 members appears					If net loss is greater than 20% appears			If no report in 3 months appears in	When more than one year repeat appears in	Number of repeat terms	Notes the officers that do not have appears in an active red	If no report at 12 months appears in red		
152093	Cochabamba Nueva Esperanza	08/01/2022	Active(1)	1	3	5	-2	-66.67%	3	3	0		None	P,S,T,M,VP SC	5	90+ Days		
151466	Cochabamba Rojo Carmesi	06/21/2022	Active(1)	4	1	2	-1	-20.00%	5	1	0		4	P,S,T,M,VP SC	N/A	90+ Days		
154386	Cochabamba Templanza y Fortaleza	05/16/2023	Active	10	1	11	-10	-50.00%	20	1	0			P,S,T,M,VP SC	2			
143141	Cochabamba Tiquipaya	10/28/2020	Active(1)	11	4	9	-5	-31.25%	16	1	0			P,S,T,M,VP SC	12		\$60.00	
Exc Award (06/30/2021, 06/30/2022, 06/30/20																		
59334	COCHABAMBA UNION	04/21/1997	Active(1)	31	8	15	-7	-18.42%	38	6	0		None	P,S,T,M,VP SC	6	90+ Days		
Exc Award (06/30/2016, 06/30/2018, 06/30/20																		
18170	COCHABAMBA VILLA INGAVI	02/14/1973	Active(1)	9	1	0	1	12.50%	8		5			P,S,T,M,VP SC	10			
Exc Award (06/30/2017, 06/30/2022)																		
141769	El Gran Potosi	06/20/2020	Active	9	4	2	2	28.57%	7	4	0		2	P,S,T,M,VP SC	0		\$20.00	
Exc Award (06/30/2022)																		
37591	HAMACAS	10/22/1979	Active(4)	14	1	8	-7	-33.33%	21	5	1			P,S,T,M,VP SC	1	90+ Days		
Exc Award (06/30/2018, 06/30/2022, 06/30/20																		
18173	MINEROS	05/10/1958	Active(3)	22	2	2	0	0.00%	22	16	0			P,S,T,M,VP SC	4	90+ Days		
Exc Award (06/30/2018, 06/30/2023)																		
18174	MONTERO	07/21/1957	Active(3)	30	3	0	3	11.11%	27		1			P,S,T,M,VP SC	17	90+ Days		
Exc Award (06/30/2016, 06/30/2017, 06/30/20																		
135183	Montero La Merced	06/20/2018	Active(1)	43	7	22	-15	-25.86%	58	3	0			P,S,T,M,VP SC	1		\$5.00	
Exc Award (06/30/2019, 06/30/2021, 06/30/20																		
144010	Montero San Antonio	12/17/2020	Active	19	3	11	-8	-29.63%	27	2	0			P,S,T,M,VP SC	2	90+ Days		
Exc Award (06/30/2021, 06/30/2022)																		
41189	MOTO MENDEZ	04/20/1982	Active(3)	22	5	2	3	15.79%	19	24	0			P,S,T,M,VP SC	22	90+ Days		
18175	POTOSI	06/20/1949	Active	27	5	0	5	22.73%	22		7			P,S,T,M,VP SC	8		\$45.00	
Exc Award (06/30/2016, 06/30/2017, 06/30/20																		
148392	Potosí Carlos V	09/22/2021	Active(3)	2	0	10	-10	-83.33%	12	3	0			P,S,T,M,VP SC	18	90+ Days		
141627	Potosi Macuquina de Plata	06/20/2020	Active(1)	24	3	2	1	4.35%	23	2	0			P,S,T,M,VP SC	8			
Exc Award (06/30/2022, 06/30/2023, 06/30/20																		
111164	PUERTO SUAREZ PANTANAL	05/27/2011	Active(1)	7	0	0	0	0.00%	7		15	1	None	P,S,T,M,VP SC	15	90+ Days		



Club Health Assessment for District S 2 through June 2025

			Status	Membership							Reports					Finance		LCIF
Club Number	Club Name	Charter Date		Current Member Count	YTD Members Added	YTD Members Dropped	YTD Net Growth	YTD Net Growth%	Member Count 12 Months Ago	Avg. length of service for dropped members	Months Since Last MMR ***	Yrs. Since Last Officer Report	President Rotation	Vice President Reported ****	Months Since Last Activity Report ***	Account Balance	Donations for current Fiscal Year	
			Number of times on status quo within last two years	If below 15 members appears				If net loss is greater than 20% appears			If no report in 3 months appears in	When more than one year appears in	Number of repeat terms	Notes the officers that do not have an active	If no report at 12 months appears in red			
Exc Award (06/30/2016, 06/30/2018, 06/30/2018) 18178 QUILLACOLLO 03/10/1966			Active	15	0	30	-30	-66.67%	45	1	0			P,S,T,M,VP SC	2		\$80.00	
Exc Award (06/30/2023, 06/30/2024) 146647 Sacaba 06/14/2021			Active(4)	13	0	6	-6	-31.58%	19	3	0			P,S,T,M,VP SC	24	90+ Days		
Exc Award (06/30/2022) 18183 SANTA CRUZ 07/02/1949			Active(2)	96	12	28	-16	-14.29%	112	9	0			P,S,T,M,VP SC	0			
Exc Award (06/30/2016, 06/30/2017, 06/30/2017) 56480 SANTA CRUZ 24 DE SEPTIEMBRE 01/30/1995			Active	34	4	15	-11	-24.44%	45	7	0		2	P,S,T,M,VP SC	6		\$50.00	
Exc Award (06/30/2016, 06/30/2018, 06/30/2018) 140011 Santa Cruz Alma Crucena 03/27/2020			Active(1)	5	0	7	-7	-58.33%	12	3	6			P,S,T,M,VP SC	22			
Exc Award (06/30/2021, 06/30/2022) 151991 Santa Cruz Amboro 08/05/2022			Active(3)	16	7	6	1	6.67%	15	1	0			P,S,T,M,VP SC	7			
78935 SANTA CRUZ AMOR Y ESPERANZA 04/29/2004			Active(1)	61	29	15	14	29.79%	47	3	0		2	P,S,T,M,VP SC	4			
Exc Award (06/30/2016, 06/30/2017, 06/30/2017) 140270 Santa Cruz Arandu 06/30/2020			Active	4	3	5	-2	-33.33%	6	5	2			P,S,T,M,VP SC	1			
Exc Award (06/30/2021) 123763 Santa Cruz Corazon 12/08/2014			Active(2)	17	0	8	-8	-32.00%	25	9	0			P,S,T,M,VP SC	5			
Exc Award (06/30/2017, 06/30/2018) 51413 SANTA CRUZ DE LA SIERRA 03/13/1991			Active(1)	43	8	5	3	7.50%	40	4	0		2	P,S,T,M,VP SC	1			
Exc Award (06/30/2016, 06/30/2017, 06/30/2017) 52071 SANTA CRUZ DEL ORIENTE 10/09/1991			Active(1)	7	0	1	-1	-12.50%	8	3	4			P,S,T,M,VP SC	4	90+ Days		
Exc Award (06/30/2018, 06/30/2023) 144118 Santa Cruz El Dorado 12/29/2020			Active	8	5	7	-2	-20.00%	10	4	0			P,S,T,M,VP SC	15			
Exc Award (06/30/2022) 143402 Santa Cruz El Paraiso 10/26/2020			Active(1)	11	0	7	-7	-38.89%	18	2	0			P,S,T,M,VP SC	0			
Exc Award (06/30/2021, 06/30/2022, 06/30/2022) 112154 SANTA CRUZ EL PATUJÚ 09/12/2011			Active(2)	2	0	0	0	0.00%	2		11		2	P,S,T,M,VP SC	15			
Exc Award (06/30/2017, 06/30/2018) 152538 Santa Cruz Gratiud 09/08/2022			Active(3)	25	2	17	-15	-37.50%	40	2	0			P,S,T,M,VP SC	5	90+ Days		



Club Health Assessment for District S 2 through June 2025

			Status	Membership							Reports					Finance		LCIF
Club Number	Club Name	Charter Date		Current Member Count	YTD Members Added	YTD Members Dropped	YTD Net Growth	YTD Net Growth%	Member Count 12 Months Ago	Avg. length of service for dropped members	Months Since Last MMR ***	Yrs. Since Last Officer Report	President Rotation	Vice President Reported ****	Months Since Last Activity Report ***	Account Balance	Donations for current Fiscal Year	
			Number of times on status quo within last two years	If below 15 members appears				If net loss is greater than 20% appears			If no report in 3 months appears in	When more than one year appears in	Number of repeat terms	Notes the officers that do not have an active	If no report at 12 months appears in red			
Exc Award (06/30/2023)																		
18184	SANTA CRUZ GUAPAY EQUIPETROL	02/28/1973	Active(1)	18	5	7	-2	-10.00%	20	4	0		2	P,S,T,M,VP SC	3			
Exc Award (06/30/2018, 06/30/2023, 06/30/2024)																		
138160	Santa Cruz Jenecheru	05/24/2019	Active(1)	8	0	0	0	0.00%	8		12		3	P,S,T,M,VP SC	6	90+ Days		
Exc Award (06/30/2020, 06/30/2021)																		
128139	Santa Cruz Kandire	06/29/2016	Active(1)	6	0	2	-2	-25.00%	8	2	0		None	P,S,T,M,VP SC	0			
Exc Award (06/30/2017, 06/30/2018, 06/30/2020)																		
133786	Santa Cruz Lealtad	02/01/2018	Active	20	27	31	-4	-16.67%	24	2	0			P,S,T,M,VP SC	0	90+ Days	\$120.00	
Exc Award (06/30/2021, 06/30/2022, 06/30/2024)																		
109499	SANTA CRUZ PALERMO	10/22/2010	Active(4)	1	0	1	-1	-50.00%	2	3	6		3	P,S,T,M,VP SC	15	90+ Days		
Exc Award (06/30/2018, 06/30/2022)																		
154909	Santa Cruz Porongo	06/21/2023	Active	9	0	0	0	0.00%	9		13	1	None	P,S,T,M,VP SC	21	90+ Days		
154035	Santa Cruz Puerto Quijarro	05/10/2023	Active	1	1	14	-13	-92.86%	14	2	2			P,S,T,M,VP SC	19			
134818	Santa Cruz Renacer	05/31/2018	Active	29	2	4	-2	-6.45%	31	5	0			P,S,T,M,VP SC	2			
Exc Award (06/30/2019, 06/30/2021, 06/30/2024)																		
96627	SANTA CRUZ SOLIDARIDAD	03/16/2006	Active(2)	12	4	9	-5	-29.41%	17	5	0		None	P,S,T,M,VP SC	2	90+ Days		
Exc Award (06/30/2016, 06/30/2018, 06/30/2020)																		
32777	SANTA CRUZ SUD	09/13/1976	Active(3)	12	0	2	-2	-14.29%	14	24	3		3	P,S,T,M,VP SC	23	90+ Days		
Exc Award (06/30/2018, 06/30/2024)																		
145946	Santa Cruz Universitario Guapuru	05/17/2021	Active(1)	3	0	0	0	0.00%	3		12		2	P,S,T,M,VP SC	18	90+ Days		
132225	Santa Cruz Vida	07/19/2017	Active(2)	20	0	8	-8	-28.57%	28	3	0		2	P,S,T,M,VP SC	9		\$40.00	
Exc Award (06/30/2018, 06/30/2022, 06/30/2024)																		
18185	SUCRE	07/07/1949	Active(1)	40	9	7	2	5.26%	38	1	0			P,S,T,M,VP SC	0			
Exc Award (06/30/2018, 06/30/2022, 06/30/2024)																		
18187	TARIJA	07/06/1949	Active	21	0	0	0	0.00%	21		0			P,S,T,M,VP SC	12		\$1,050.73	
Exc Award (06/30/2018, 06/30/2021)																		
77927	TARIJA ANDALUZ	12/01/2003	Active(4)	9	0	0	0	0.00%	9		12		2	P,S,T,M,VP SC	19	90+ Days		
Exc Award (06/30/2018, 06/30/2020, 06/30/2024)																		



Club Health Assessment for District S 2 through June 2025

			Status	Membership							Reports					Finance		LCIF
Club Number	Club Name	Charter Date		Current Member Count	YTD Members Added	YTD Members Dropped	YTD Net Growth	YTD Net Growth%	Member Count 12 Months Ago	Avg. length of service for dropped members	Months Since Last MMR ***	Yrs. Since Last Officer Report	President Rotation	Vice President Reported ****	Months Since Last Activity Report ***	Account Balance	Donations for current Fiscal Year	
			Number of times on status quo within last two years	If below 15 members appears				If net loss is greater than 20% appears			If no report in 3 months appears in	When more than one year appears in	Number of repeat terms	Notes the officers that do not have an active	If no report at 12 months appears in red			
147641	Tarija Corazon	07/27/2021	Active	5	0	0	0	0.00%	5		1			P,S,T,M,VP SC	N/A			
142598	Tarija Manos Amigas	08/12/2020	Active	4	0	7	-7	-63.64%	11	4	0			P,S,T,M,VP SC	8			
	Exc Award (06/30/2021)																	
143487	Tarija Serendipia	11/12/2020	Active(3)	5	0	0	0	0.00%	5		1			P,S,T,M,VP SC	14			
140151	Tarija Solidaria	11/26/2019	Active(1)	23	4	1	3	15.00%	20	2	0		2	P,S,T,M,VP SC	12	90+ Days		
	Exc Award (06/30/2024)																	
148765	Tarija Tajzara	05/12/2022	Active	15	6	3	3	25.00%	12	3	1			P,S,T,M,VP SC	9			
141425	Tarija Tariquia	04/28/2020	Active(1)	5	0	5	-5	-50.00%	10	5	0		2	P,S,T,M,VP SC	24+	90+ Days		
29807	VILLA MONTES	09/23/1974	Active(1)	18	2	4	-2	-10.00%	20	13	0			P,S,T,M,VP SC	9			
	Exc Award (06/30/2018, 06/30/2023)																	
107131	WARNES LA ENCONADA	01/13/2010	Active(1)	9	1	0	1	12.50%	8		0		3	P,S,T,M,VP SC	0	90+ Days		
18191	YACUIBA	02/01/1965	Active(1)	19	23	4	19	100.00%	0	17	1			P,S,T,M,VP SC	2	90+ Days		
	Exc Award (06/30/2018)																	

Clubs Cancelled Previous Fiscal Year – Clubs Cancelled within last 12 months may be reinstated

Club Number	Club Name	Charter Date	Current Status*	Cancellation Date
18166	COCHABAMBA CALA CALA	01/18/1968	Cancelled(6*)	07/29/2023
29641	COCHABAMBA MUYURINA	07/29/1974	Cancelled(9*)	02/23/2024
44848	SANTA CRUZ GRIGOTA	04/26/1985	Cancelled(8*)	01/29/2024
151508	Sucre San Francisco Xavier	06/22/2022	Cancelled(8*)	08/29/2023

Current Total Clubs Count	YTD New Clubs Count	YTD Cancelled Clubs Count	YTD Net Club Gain	Current Total Members Count	YTD Add	YTD Drop	YTD Net Growth	YTD Net Growth %	Member Count 12 Months Ago	Average Member Count Per Club	% of Clubs with less than 20 members	% No MMR in 3 Months	% No Officer Report in 12 Months	% of Clubs with balance 90+ days	Number of Clubs in Status Quo	% Status Quo Clubs in Financial Suspension	Number of Cancelled Clubs	Average Cancelled Club Age	Members Lost Due to Cancellation	% of Clubs Cancelled for Non-Financial Reasons
71	3	0	3	1,187	300	446	-146	-10.95%	1,333	17	70%	24%	4%	44%	0	0%	0	0	0	0%



Club Health Assessment for District S 2 through June 2025

			Status	Membership							Reports					Finance	LCIF
Club Number	Club Name	Charter Date		Current Member Count	YTD Members Added	YTD Members Dropped	YTD Net Growth	YTD Net Growth%	Member Count 12 Months Ago	Avg. length of service for dropped members	Months Since Last MMR ***	Yrs. Since Last Officer Report	President Rotation	Vice President Reported ****	Months Since Last Activity Report ***	Account Balance	Donations for current Fiscal Year
			Number of times on status quo within last two years	If below 15 members appears				If net loss is greater than 20% appears			If no report in 3 months appears in	When more than one year appears in	Number of repeat terms	Notes the officers that do not have an active	If no report at 12 months appears in red		

* - P - Priority Club. Cancellation Reasons: 1-Objectives/conduct, 2-Non-active club, 5-Non-existing club, 6-Disbanding, 7-Merger, 8-Financial Suspension, 9-District/Multiple District Dues.
** - Abbreviation: P-President, S-Secretary, T-Treasurer, M-Member Chairperson, VP-First Vice President, MC-Communications Chairperson, SC-Service Chairperson
*** - Abbreviation: N/R - Never reported using the Lions Clubs website, N/A - Not applicable, No password registered for the Lions Clubs website.
**** - Abbreviation: N - New, IP - Immediate Past, R - Repeat.



Club Health Assessment for District T 1 through June 2025

			Status	Membership							Reports					Finance		LCIF
Club Number	Club Name	Charter Date		Current Member Count	YTD Members Added	YTD Members Dropped	YTD Net Growth	YTD Net Growth%	Member Count 12 Months Ago	Avg. length of service for dropped members	Months Since Last MMR ***	Yrs. Since Last Officer Report	President Rotation	Vice President Reported ****	Months Since Last Activity Report ***	Account Balance	Donations for current Fiscal Year	
			Number of times on status quo within last two years	If below 15 members appears					If net loss is greater than 20% appears		If no report in 3 months appears in	When more than one year appears in	Number of repeat terms	Notes the officers that do not have an active	If no report at 12 months appears in red			
Clubs less than two years old																		
182244	Antofagasta Flor de la Perla	05/30/2025	Newly Chartered	32	32	0	32	100.00%	0		1			P,S,T,M,VP SC	N/A			
Clubs more than two years old																		
18194	ANTOFAGASTA	07/16/1952	Active(2)	27	5	5	0	0.00%	27	11	0			P,S,T,M,VP SC	19		\$24.00	
Exc Award (06/30/2017, 06/30/2023)																		
37066	ANTOFAGASTA EL ANCLA	05/21/1979	Active	25	2	5	-3	-10.71%	28	8	0		3	P,S,T,M,VP SC	0		\$273.58	
Exc Award (06/30/2020, 06/30/2021, 06/30/2022)																		
59722	ANTOFAGASTA FLOR DEL DESIERTO	06/18/1997	Active	24	0	1	-1	-4.00%	25	3	9			P,S,T,M,VP SC	8		\$2,640.09	
Exc Award (06/30/2017, 06/30/2021, 06/30/2022)																		
18195	ARICA	02/26/1951	Active	15	7	4	3	25.00%	12	6	0			P,S,T,M,VP SC	0		\$560.92	
Exc Award (06/30/2020, 06/30/2021, 06/30/2022)																		
119288	ARICA CHUNGARA	05/03/2013	Active	15	7	13	-6	-28.57%	21	7	0			P,S,T,M,VP SC	4		\$317.00	
Exc Award (06/30/2018, 06/30/2020, 06/30/2022)																		
31269	ARICA SAN MARCOS	10/21/1975	Active(1)	8	0	4	-4	-33.33%	12	5	6			P,S,T,M,VP SC	13		\$20.00	
18197	CALAMA	07/15/1959	Active	21	2	3	-1	-4.55%	22	9	7			P,S,T,M,VP SC	0		\$1,454.57	
Exc Award (06/30/2022, 06/30/2023)																		
18198	CASABLANCA	05/09/1968	Active	11	1	0	1	10.00%	10		5		6	P,S,T,M,VP SC	24		\$22.00	
18200	CHUQUICAMATA	08/25/1956	Active	16	1	0	1	6.67%	15		8			P,S,T,M,VP SC	0		\$759.75	
Exc Award (06/30/2023)																		
18202	COPIAPO	11/03/1949	Cancelled(8*)	0	9	15	-6	-100.00%	6	8	5		None	P,S,T,M,VP SC	14	90+ Days		
Exc Award (06/30/2021)																		
140090	Copiapó Helen Keller	11/11/2019	Active(2)	2	3	12	-9	-81.82%	11	3	0		3	P,S,T,M,VP SC	10	90+ Days	\$5.00	
Exc Award (06/30/2021)																		
32741	DIEGO DE ALMAGRO	09/24/1976	Active	14	3	0	3	27.27%	11		0		4	P,S,T,M,VP SC	0		\$23.00	
18207	IQUIQUE	06/11/1952	Active(1)	13	0	2	-2	-13.33%	15	12	5		2	P,S,T,M,VP SC	9		\$29.00	
Exc Award (06/30/2023)																		
110795	IQUIQUE LA ESMERALDA	04/07/2011	Cancelled(8*)	0	0	4	-4	-100.00%	4	4	6	1	None	P,S,T,M,VP SC	24+	90+ Days		



Club Health Assessment for District T 1 through June 2025

			Status	Membership							Reports					Finance	LCIF
Club Number	Club Name	Charter Date		Current Member Count	YTD Members Added	YTD Members Dropped	YTD Net Growth	YTD Net Growth%	Member Count 12 Months Ago	Avg. length of service for dropped members	Months Since Last MMR ***	Yrs. Since Last Officer Report	President Rotation	Vice President Reported ****	Months Since Last Activity Report ***	Account Balance	Donations for current Fiscal Year
			Number of times on status quo within last two years	If below 15 members appears				If net loss is greater than 20% appears			If no report in 3 months appears in	When more than one year appears in	Number of repeat terms	Notes the officers that do not have appears in an active	If no report at 12 months red		
78606	IQUIQUE LEONAS DE TARAPACA Exc Award (06/30/2021, 06/30/2022)	03/30/2004	Active	15	0	4	-4	-21.05%	19	3	1			P,S,T,M,VP SC	0		\$593.62
130481	La Calera Centenario	03/20/2017	Active(3)	26	0	1	-1	-3.70%	27	1	2			P,S,T,M,VP SC	15		\$27.00
18210	LA SERENA	01/05/1950	Active	21	2	1	1	5.00%	20	10	1			P,S,T,M,VP SC	5		\$39.56
18213	LOS ANDES	10/29/1949	Cancelled(8*)	0	0	4	-4	-100.00%	4	16	0	2	None	P,S,T,M,VP SC	24+	90+ Days	
66451	MILLAPEL	06/28/2002	Active(1)	9	0	2	-2	-18.18%	11	4	0		None	P,S,T,M,VP SC	18		\$23.00
18217	OLMUE	10/25/1966	Cancelled(8*)	0	0	12	-12	-100.00%	12	1	11		None	P,S,T,M,VP SC	24+	90+ Days	
18218	OVALLE	10/09/1950	Active	20	0	2	-2	-9.09%	22	5	3			P,S,T,M,VP SC	3		\$511.31
37127	PENA BLANCA Exc Award (06/30/2021)	05/24/1979	Active	10	4	0	4	66.67%	6		5		3	P,S,T,M,VP SC	15	90+ Days	\$122.37
38468	PENUELAS Exc Award (06/30/2023, 06/30/2024)	05/06/1980	Active	17	0	2	-2	-10.53%	19	7	0		2	P,S,T,M,VP SC	0		\$138.00
18222	QUILPUE Exc Award (06/30/2023, 06/30/2024)	08/10/1949	Active	20	7	3	4	25.00%	16	27	0			P,S,T,M,VP SC	0		\$53.00
18223	QUINTERO	10/14/1953	Active(1)	14	3	0	3	27.27%	11		0			P,S,T,M,VP SC	22		\$123.06
30129	SANTA MARIA	01/20/1975	Active(1)	13	1	2	-1	-7.14%	14	16	1		6	P,S,T,M,VP SC	18		\$28.00
18228	TOCOPILLA Exc Award (06/30/2023)	10/12/1955	Active(1)	29	0	0	0	0.00%	29		11			P,S,T,M,VP SC	18		\$59.00
18229	VALLENAR	10/07/1950	Active	24	3	1	2	9.09%	22	1	0		2	P,S,T,M,VP SC	0		\$316.97
34204	VALPARAISO PLAYA ANCHA	06/27/1977	Active(1)	6	6	0	6	100.00%	0		1		7	P,S,T,M,VP SC	24+		\$7.00
145130	Vicuña	02/22/2021	Active(2)	12	0	3	-3	-20.00%	15	2	1		5	P,S,T,M,VP SC	0		\$28.00
18231	VILLA ALEMANA Exc Award (06/30/2017, 06/30/2022)	08/15/1949	Active(3)	31	14	6	8	34.78%	23	4	0			P,S,T,M,VP SC	13		\$32.00
154250	Villa Alemana Eterna Juventud	04/20/2023	Active	15	5	0	5	50.00%	10		1			P,S,T,M,VP SC	1		\$18.91
148098	Villa Alemana Los Molinos	08/30/2021	Active(3)	11	0	2	-2	-15.38%	13	3	5			P,S,T,M,VP SC	10		\$12.00
18232	VINA DEL MAR	04/15/1967	Cancelled(8*)	0	0	22	-22	-100.00%	20	18	0		None	P,S,T,M,VP SC	17	90+ Days	



Club Health Assessment for District T 1 through June 2025

			Status	Membership							Reports					Finance	LCIF
Club Number	Club Name	Charter Date		Current Member Count	YTD Members Added	YTD Members Dropped	YTD Net Growth	YTD Net Growth%	Member Count 12 Months Ago	Avg. length of service for dropped members	Months Since Last MMR ***	Yrs. Since Last Officer Report	President Rotation	Vice President Reported ****	Months Since Last Activity Report ***	Account Balance	Donations for current Fiscal Year
			Number of times on status quo within last two years	If below 15 members appears				If net loss is greater than 20% appears			If no report in 3 months appears in	When more than one year appears in	Number of repeat terms	Notes the officers that do not have an active	If no report at 12 months appears in red		

Clubs Cancelled Previous Fiscal Year – Clubs Cancelled within last 12 months may be reinstated

Club Number	Club Name	Charter Date	Current Status*	Cancellation Date
18226	SAN FELIPE	05/31/1950	Cancelled(8*)	02/29/2024
18215	SAN LORENZO	09/15/1964	Cancelled(6*)	12/29/2023
18230	VALPARAISO	01/14/1949	Cancelled(6*)	02/29/2024
34030	VINA DEL MAR RENACA L C	06/08/1977	Cancelled(8*)	06/29/2024

Current Total Clubs Count	YTD New Clubs Count	YTD Cancelled Clubs Count	YTD Net Club Gain	Current Total Members Count	YTD Add	YTD Drop	YTD Net Growth	YTD Net Growth %	Member Count 12 Months Ago	Average Member Count Per Club	% of Clubs with less than 20 members	% No MMR in 3 Months	% No Officer Report in 12 Months	% of Clubs with balance 90+ days	Number of Clubs in Status Quo	% Status Quo Clubs in Financial Suspension	Number of Cancelled Clubs	Average Cancelled Club Age	Members Lost Due to Cancellation	% of Clubs Cancelled for Non-Financial Reasons
30	1	5	-4	516	117	135	-18	-3.37%	532	17	60%	33%	0%	7%	0	0%	5	107	57	-40%

* - P - Priority Club. Cancellation Reasons: 1-Objectives/conduct, 2-Non-active club, 5-Non-existing club, 6-Disbanding, 7-Merger, 8-Financial Suspension, 9-District/Multiple District Dues.

** - Abbreviation: P-President, S-Secretary, T-Treasurer, M-Member Chairperson, VP-First Vice President, MC-Communications Chairperson, SC-Service Chairperson

*** - Abbreviation: N/R - Never reported using the Lions Clubs website, N/A - Not applicable, No password registered for the Lions Clubs website.

**** - Abbreviation: N - New, IP - Immediate Past, R - Repeat.



Club Health Assessment for District T 2 through June 2025

			Status	Membership							Reports					Finance		LCIF
Club Number	Club Name	Charter Date		Current Member Count	YTD Members Added	YTD Members Dropped	YTD Net Growth	YTD Net Growth%	Member Count 12 Months Ago	Avg. length of service for dropped members	Months Since Last MMR ***	Yrs. Since Last Officer Report	President Rotation	Vice President Reported ****	Months Since Last Activity Report ***	Account Balance	Donations for current Fiscal Year	
			Number of times on status quo within last two years	If below 15 members appears				If net loss is greater than 20% appears			If no report in 3 months appears in	When more than one year appears in	Number of repeat terms	Notes the officers that do not have an active	If no report at 12 months appears in red			
Clubs less than two years old																		
181347	El Monte Mérito	03/19/2025	Active	24	29	5	24	100.00%	0	0	0			P,S,T,M,VP SC	N/A			
155445	Quinta Normal Leones en Acción	08/01/2023	Active	22	21	16	5	29.41%	17	1	0			P,S,T,M,VP SC	0		\$304.66	
182544	San Vicente de Tagua Tagua	06/09/2025	Newly Chartered	20	20	0	20	100.00%	0		0			P,S,T,M,VP SC	0			
Clubs more than two years old																		
18234	CARTAGENA	07/26/1971	Active(1)	6	0	1	-1	-14.29%	7	0	8		7	P,S,T,M,VP SC	1			
65047	COMUNA SAN JOSE DE MAIPO	03/01/2002	Active(3)	10	10	8	2	25.00%	8	9	0			P,S,T,M,VP SC	1	90+ Days		
50640	EL TENIENTE COYA RANCAGUA	06/06/1990	Active	2	0	2	-2	-50.00%	4	17	0		3	P,S,T,M,VP SC	11		\$257.85	
154791	Isla de Maipo	06/14/2023	Active(2)	1	0	1	-1	-50.00%	2	2	6		None	P,S,T,M,VP SC	2			
18235	LA CISTERNA	05/29/1952	Active(2)	8	0	7	-7	-46.67%	15	19	3		6	P,S,T,M,VP SC	9			
143701	La Cisterna - Profesor Vasco Núñez Kohler	11/30/2020	Active	29	5	0	5	20.83%	24		1			P,S,T,M,VP SC	6		\$1,072.81	
18243	LA FLORIDA	12/09/1954	Active	42	6	1	5	13.51%	37	2	3		2	P,S,T,M,VP SC	0		\$915.41	
Exc Award (06/30/2022)																		
34114	LA FLORIDA SUR	06/17/1977	Active	16	0	1	-1	-5.88%	17	22	2			P,S,T,M,VP SC	0		\$21.07	
18244	LA GRANJA	06/30/1967	Cancelled(8*)	0	0	8	-8	-100.00%	8	20	11	1	None	P,S,T,M,VP SC	22	90+ Days		
152392	La Pintana Hellen Keller	08/23/2022	Active	20	0	0	0	0.00%	20		13			P,S,T,M,VP SC	6			
18245	LAS BARRANCAS	11/04/1958	Active	19	4	9	-5	-20.83%	24	1	0		5	P,S,T,M,VP SC	2		\$1,080.00	
Exc Award (06/30/2023)																		
18246	LAS CONDES	05/06/1952	Active	12	4	5	-1	-7.69%	13	11	0			P,S,T,M,VP SC	3		\$162.67	
154735	Lo Espejo	06/16/2023	Cancelled(8*)	0	0	19	-19	-100.00%	19	1	11	1	None	P,S,T,M,VP SC	N/A	90+ Days		
37955	MACHALI	01/15/1980	Active	11	2	0	2	22.22%	9		0		3	P,S,T,M,VP SC	0		\$100.00	
Exc Award (06/30/2022, 06/30/2108)																		
18254	MAIPU	11/19/1954	Active(1)	10	1	1	0	0.00%	10	30	9			P,S,T,M,VP SC	2			
18255	MELIPILLA	12/05/1949	Active	23	4	0	4	21.05%	19		0			P,S,T,M,VP SC	8			



Club Health Assessment for District T 2 through June 2025

			Status	Membership							Reports					Finance		LCIF
Club Number	Club Name	Charter Date		Current Member Count	YTD Members Added	YTD Members Dropped	YTD Net Growth	YTD Net Growth%	Member Count 12 Months Ago	Avg. length of service for dropped members	Months Since Last MMR ***	Yrs. Since Last Officer Report	President Rotation	Vice President Reported ****	Months Since Last Activity Report ***	Account Balance	Donations for current Fiscal Year	
			Number of times on status quo within last two years	If below 15 members appears				If net loss is greater than 20% appears			If no report in 3 months appears in	When more than one year appears in	Number of repeat terms	Notes the officers that do not have appears in an active	If no report at 12 months red			
18256	NUNOA	11/14/1951	Active	17	3	0	3	21.43%	14		0		5	P,S,T,M,VP SC	3		\$4,040.00	
	Exc Award (06/30/2023, 06/30/2024)																	
31858	NUNOA MACUL	03/17/1976	Active	9	1	1	0	0.00%	9	10	0			P,S,T,M,VP SC	0		\$105.39	
18259	PENAFLO	06/13/1949	Active	12	0	0	0	0.00%	12		10			P,S,T,M,VP SC	8			
43755	PENALOEN	04/09/1984	Active	4	0	1	-1	-20.00%	5	7	1		3	P,S,T,M,VP SC	2			
132796	Pirque	10/06/2017	Active(2)	5	1	1	0	0.00%	5	0	5		3	P,S,T,M,VP SC	2		\$46.16	
18261	PROVIDENCIA	10/26/1951	Active	11	0	2	-2	-15.38%	13	1	0		5	P,S,T,M,VP SC	0		\$1.20	
27987	PROVIDENCIA PUCARA	01/15/1974	Active(1)	17	5	4	1	6.25%	16	7	0		3	P,S,T,M,VP SC	1		\$36.52	
	Exc Award (06/30/2017)																	
18262	PUENTE ALTO	11/17/1951	Active	32	7	1	6	23.08%	26	1	0		2	P,S,T,M,VP SC	1		\$320.00	
18263	QUINTA NORMAL	05/07/1952	Active(1)	15	3	1	2	15.38%	13	3	2		2	P,S,T,M,VP SC	0		\$129.59	
	Exc Award (06/30/2023)																	
18264	RANCAGUA	04/29/1949	Active	12	0	0	0	0.00%	12		16		5	P,S,T,M,VP SC	3		\$40.00	
152788	Rancagua Los Heroes	10/07/2022	Active	12	3	1	2	20.00%	10	0	0		2	P,S,T,M,VP SC	0		\$1,002.00	
	Exc Award (06/30/2023)																	
18265	RENCA	12/07/1961	Active	7	2	0	2	40.00%	5		1		3	P,S,T,M,VP SC	0			
18267	SAN ANTONIO LLO LLEO	06/08/1949	Active	9	4	1	3	50.00%	6	0	5			P,S,T,M,VP SC	0		\$156.20	
18268	SAN BERNARDO	08/11/1949	Active(1)	19	2	4	-2	-9.52%	21	8	3		2	P,S,T,M,VP SC	3			
42555	SAN RAMON	04/01/1983	Active	9	0	0	0	0.00%	9		16			P,S,T,M,VP SC	2			
18271	SANTA CRUZ	03/15/1951	Active(1)	13	6	0	6	85.71%	7		0		3	P,S,T,M,VP SC	3		\$120.00	
53010	SANTIAGO CERRO NAVIA ORIENTE	05/01/1992	Active(1)	12	0	0	0	0.00%	12		1		12	P,S,T,M,VP SC	1		\$662.82	
31309	SANTIAGO CONCHALI-LA PIRAMIDE	10/28/1975	Active	28	7	3	4	16.67%	24	3	0			P,S,T,M,VP SC	0		\$1,030.95	
	Exc Award (06/30/2023, 06/30/2024)																	
18272	SANTIAGO FUNDADOR	04/24/1948	Active(1)	17	3	1	2	13.33%	15	2	1			P,S,T,M,VP SC	7			
	Exc Award (06/30/2018)																	
154139	Santiago Inclusión	04/11/2023	Cancelled(8*)	0	0	11	-11	-100.00%	11	1	6		None	P,S,T,M,VP SC	N/A	90+ Days		



Club Health Assessment for District T 2 through June 2025

			Status	Membership							Reports					Finance	LCIF
Club Number	Club Name	Charter Date		Current Member Count	YTD Members Added	YTD Members Dropped	YTD Net Growth	YTD Net Growth%	Member Count 12 Months Ago	Avg. length of service for members	Months Since Last MMR ***	Yrs. Since Last Officer Report	President Rotation	Vice President Reported ****	Months Since Last Activity Report ***	Account Balance	Donations for current Fiscal Year
			Number of times on status quo within last two years	If below 15 members appears				If net loss is greater than 20% appears			If no report in 3 months appears in	When more than one year appears in	Number of repeat terms	Notes the officers that do not have an active	If no report at 12 months appears in red		
30130	SANTIAGO PERU-RECOLETA	01/17/1975	Active	7	0	0	0	0.00%	7		16	1	None	P,S,T,M,VP SC	1		
18273	SANTIAGO SANTA ROSA	06/12/1970	Active(1)	7	0	0	0	0.00%	7		15	1	None	P,S,T,M,VP SC	24+		
18277	TALAGANTE	01/28/1950	Active	9	3	8	-5	-35.71%	14	5	2			P,S,T,M,VP SC	8		\$1,493.95

Clubs Cancelled Previous Fiscal Year – Clubs Cancelled within last 12 months may be reinstated

Club Number	Club Name	Charter Date	Current Status*	Cancellation Date
61313	LA FLORIDA VILLA LOS ARCOS	12/01/1998	Cancelled(8*)	06/29/2024
31859	LIBERTADOR BERNARDO O'HIGGINS COMUNA	03/23/1976	Cancelled(8*)	06/29/2024
18266	RENGO	01/10/1950	Cancelled(8*)	06/29/2024

Current Total Clubs Count	YTD New Clubs Count	YTD Cancelled Clubs Count	YTD Net Club Gain	Current Total Members Count	YTD Add	YTD Drop	YTD Net Growth	YTD Net Growth %	Member Count 12 Months Ago	Average Member Count Per Club	% of Clubs with less than 20 members	% No MMR in 3 Months	% No Officer Report in 12 Months	% of Clubs with balance 90+ days	Number of Clubs in Status Quo	% Status Quo Clubs in Financial Suspension	Number of Cancelled Clubs	Average Cancelled Club Age	Members Lost Due to Cancellation	% of Clubs Cancelled for Non-Financial Reasons
39	2	3	-1	558	156	124	32	6.08%	526	14	77%	36%	5%	3%	0	0%	3	69	38	-100%

* - P - Priority Club. Cancellation Reasons: 1-Objectives/conduct, 2-Non-active club, 5-Non-existing club, 6-Disbanding, 7-Merger, 8-Financial Suspension, 9-District/Multiple District Dues.

** - Abbreviation: P-President, S-Secretary, T-Treasurer, M-Member Chairperson, VP-First Vice President, MC-Communications Chairperson, SC-Service Chairperson

*** - Abbreviation: N/R - Never reported using the Lions Clubs website, N/A - Not applicable, No password registered for the Lions Clubs website.

**** - Abbreviation: N - New, IP - Immediate Past, R - Repeat.



Club Health Assessment for District T 3 through June 2025

			Status	Membership							Reports					Finance		LCIF
Club Number	Club Name	Charter Date		Current Member Count	YTD Members Added	YTD Members Dropped	YTD Net Growth	YTD Net Growth%	Member Count 12 Months Ago	Avg. length of service for dropped members	Months Since Last MMR ***	Yrs. Since Last Officer Report	President Rotation	Vice President Reported ****	Months Since Last Activity Report ***	Account Balance	Donations for current Fiscal Year	
			Number of times on status quo within last two years	If below 15 members appears				If net loss is greater than 20% appears			If no report in 3 months appears in	When more than one year appears in	Number of repeat terms	Notes the officers that do not have an active	If no report at 12 months appears in red			
Clubs less than two years old																		
172437	Cañete Quimahue	06/21/2024	Active	35	6	0	6	20.69%	29		0			P,S,T,M,VP SC	1		\$20.00	
157050	Quillon Valle del Sol	02/13/2024	Active	13	2	2	0	0.00%	13	1	0		3	P,S,T,M,VP SC	0		\$20.00	
181200	San Rosendo	03/03/2025	Active	17	25	8	17	100.00%	0	0	0			P,S,T,M,VP SC	3		\$14.79	
156713	Villa Cabrero	11/20/2023	Active	18	1	3	-2	-10.00%	20	1	0		2	P,S,T,M,VP SC	1		\$212.56	
Exc Award (06/30/2024)																		
Clubs more than two years old																		
18279	ANGOL	02/09/1952	Active	23	3	0	3	15.00%	20		0		5	P,S,T,M,VP SC	1		\$51.83	
Exc Award (06/30/2024)																		
18281	BULNES	12/16/1953	Active	14	0	2	-2	-12.50%	16	7	0			P,S,T,M,VP SC	0		\$40.16	
46048	CABRERO	04/08/1986	Active	13	2	1	1	8.33%	12	4	1			P,S,T,M,VP SC	0		\$27.00	
18284	CAUQUENES	03/09/1950	Active	14	0	3	-3	-17.65%	17	5	0		5	P,S,T,M,VP SC	1			
46166	CHIGUAYANTE - CONCEPCION	05/07/1986	Active	7	1	2	-1	-12.50%	8	36	1			P,S,T,M,VP SC	1			
18286	CHILLAN	11/11/1949	Active(1)	23	0	8	-8	-25.81%	31	8	0			P,S,T,M,VP SC	6		\$40.14	
Exc Award (06/30/2022)																		
109105	CHILLAN BICENTENARIO	08/19/2010	Active(1)	11	0	1	-1	-8.33%	12	3	6		2	P,S,T,M,VP SC	9			
40315	CHILLAN LOS HEROES	08/31/1981	Active	21	0	2	-2	-8.70%	23	7	0			P,S,T,M,VP SC	3		\$282.48	
Exc Award (06/30/2022, 06/30/2023)																		
18287	COELEMU	11/17/1967	Active	16	1	2	-1	-5.88%	17	12	1		2	P,S,T,M,VP SC	2	90+ Days		
Exc Award (06/30/2023)																		
18288	COLLIPULLI	10/03/1964	Active	15	0	0	0	0.00%	15		0		2	P,S,T,M,VP SC	0		\$3,157.69	
18289	CONCEPCION	04/21/1949	Active	18	4	1	3	20.00%	15	4	0		5	P,S,T,M,VP SC	1		\$47.62	
18291	CONSTITUCION	01/02/1954	Active	15	0	0	0	0.00%	15		7		2	P,S,T,M,VP SC	6			
18292	CORONEL	03/31/1950	Active(1)	7	0	0	0	0.00%	7		5			P,S,T,M,VP SC	24+			
18295	CURICO	11/12/1949	Active	20	1	1	0	0.00%	20	4	0			P,S,T,M,VP SC	0		\$121.83	
18297	LAJA	04/15/1961	Active	23	4	1	3	15.00%	20	8	0			P,S,T,M,VP SC	0		\$3,297.48	



Club Health Assessment for District T 3 through June 2025

			Status	Membership							Reports					Finance	LCIF
Club Number	Club Name	Charter Date		Current Member Count	YTD Members Added	YTD Members Dropped	YTD Net Growth	YTD Net Growth%	Member Count 12 Months Ago	Avg. length of service for dropped members	Months Since Last MMR ***	Yrs. Since Last Officer Report	President Rotation	Vice President Reported ****	Months Since Last Activity Report ***	Account Balance	Donations for current Fiscal Year
			Number of times on status quo within last two years	If below 15 members appears					If net loss is greater than 20% appears			If no report in 3 months appears in	When more than one year appears in	Number of repeat terms	Notes the officers that do not have an active	If no report at 12 months appears in red	
151559	Las Aguilas de Angol	06/30/2022	Active	18	2	6	-4	-18.18%	22	2	0				P,S,T,M,VP SC	1	\$140.89
Exc Award (06/30/2023)																	
18298	LEBU	11/09/1955	Active	16	5	1	4	33.33%	12	0	0				P,S,T,M,VP SC	1	
18299	LINARES	05/25/1951	Active(1)	12	0	2	-2	-14.29%	14	40	1		5		P,S,T,M,VP SC	10	
18303	LOS ANGELES	12/10/1949	Active	31	2	0	2	6.90%	29		1				P,S,T,M,VP SC	1	\$20.49
Exc Award (06/30/2024)																	
45135	LOS ANGELES CENTRO	06/25/1985	Active(1)	23	9	2	7	43.75%	16	7	0		None		P,S,T,M,VP SC	0	
134801	Los Angeles Siete Rios	05/23/2018	Active	25	1	5	-4	-13.79%	29	4	0				P,S,T,M,VP SC	0	\$112.44
Exc Award (06/30/2021)																	
36064	MULCHEN	09/11/1978	Active	17	3	1	2	13.33%	15	6	0		8		P,S,T,M,VP SC	0	
Exc Award (06/30/2016, 06/30/2023, 06/30/2024)																	
18307	NACIMIENTO	06/18/1962	Active	29	2	0	2	7.41%	27		7		2		P,S,T,M,VP SC	0	\$115.99
Exc Award (06/30/2016)																	
18308	PARRAL	11/10/1949	Active	17	2	0	2	13.33%	15		1				P,S,T,M,VP SC	1	
44298	QUILLON	10/11/1984	Active(1)	9	8	1	7	350.00%	2	6	8		2		P,S,T,M,VP SC	1	
Exc Award (06/30/2023)																	
18310	SAN CARLOS	10/15/1950	Active	16	3	3	0	0.00%	16	9	8		2		P,S,T,M,VP SC	10	
18311	SAN JAVIER	03/20/1956	Active(2)	25	7	22	-15	-37.50%	40	3	0		3		P,S,T,M,VP SC	0	
Exc Award (06/30/2018)																	
18318	SAN PEDRO DE LA PAZ	12/05/1966	Active	27	6	3	3	12.50%	24	13	1				P,S,T,M,VP SC	1	\$55.91
Exc Award (06/30/2019, 06/30/2022, 06/30/2024)																	
18312	TALCA	10/04/1950	Active	32	0	0	0	0.00%	32		21		13		P,S,T,M,VP SC	5	
18313	TALCAHUANO	09/21/1951	Active	16	0	17	-17	-51.52%	33	10	0				P,S,T,M,VP SC	0	\$202.90
Exc Award (06/30/2022)																	
52274	TALCAHUANO ARCO IRIS	12/16/1991	Active	13	0	3	-3	-18.75%	16	24	1		2		P,S,T,M,VP SC	0	\$545.49
Exc Award (06/30/2019, 06/30/2023, 06/30/2024)																	
51264	TALCAHUANO ARTURO PRAT CHACON	02/05/1991	Active	10	0	2	-2	-16.67%	12	4	6				P,S,T,M,VP SC	18	\$460.86
18314	TOME	12/09/1949	Active	45	1	3	-2	-4.26%	47	3	0		2		P,S,T,M,VP SC	0	\$1,888.02



Club Health Assessment for District T 3 through June 2025

			Status	Membership						Reports					Finance	LCIF	
Club Number	Club Name	Charter Date		Current Member Count	YTD Members Added	YTD Members Dropped	YTD Net Growth	YTD Net Growth%	Member Count 12 Months Ago	Avg. length of service for dropped members	Months Since Last MMR ***	Yrs. Since Last Officer Report	President Rotation	Vice President Reported ****	Months Since Last Activity Report ***	Account Balance	Donations for current Fiscal Year
			Number of times on status quo within last two years	If below 15 members appears				If net loss is greater than 20% appears			If no report in 3 months appears in	When more than one year appears in	Number of repeat terms	Notes the officers that do not have an active	If no report at 12 months appears in red		
Exc Award (06/30/2020, 06/30/2021, 06/30/2022)																	
18315	TRAIGUEN	12/27/1950	Active	12	0	0	0	0.00%	12		15		2	P,S,T,M,VP SC	2		
18316	VICTORIA	01/31/1950	Active(1)	22	1	1	0	0.00%	22	2	1		2	P,S,T,M,VP SC	0		\$20.00
149838	Villa Alegre Los Naranjos	02/14/2022	Cancelled(8*)	0	0	22	-22	-100.00%	22	1	8		None	P,S,T,M,VP SC	17	90+ Days	
98407	YUMBEL	01/30/2007	Active	16	2	0	2	14.29%	14		10		2	P,S,T,M,VP SC	2		\$52.23
Exc Award (06/30/2018)																	

Clubs Cancelled Previous Fiscal Year – Clubs Cancelled within last 12 months may be reinstated

Club Number	Club Name	Charter Date	Current Status*	Cancellation Date
144065	San Clemente Laguna del Maule	01/07/2021	Cancelled(8*)	12/29/2023
59654	SANTA JUANA DE GUADALCAZAR	06/11/1997	Cancelled(6*)	07/29/2023

Current Total Clubs Count	YTD New Clubs Count	YTD Cancelled Clubs Count	YTD Net Club Gain	Current Total Members Count	YTD Add	YTD Drop	YTD Net Growth	YTD Net Growth %	Member Count 12 Months Ago	Average Member Count Per Club	% of Clubs with less than 20 members	% No MMR in 3 Months	% No Officer Report in 12 Months	% of Clubs with balance 90+ days	Number of Clubs in Status Quo	% Status Quo Clubs in Financial Suspension	Number of Cancelled Clubs	Average Cancelled Club Age	Members Lost Due to Cancellation	% of Clubs Cancelled for Non-Financial Reasons
40	1	1	0	754	104	131	-27	-3.46%	781	19	63%	25%	0%	3%	0	0%	1	32	22	-100%

* - P - Priority Club. Cancellation Reasons: 1-Objectives/conduct, 2-Non-active club, 5-Non-existing club, 6-Disbanding, 7-Merger, 8-Financial Suspension, 9-District/Multiple District Dues.

** - Abbreviation: P-President, S-Secretary, T-Treasurer, M-Member Chairperson, VP-First Vice President, MC-Communications Chairperson, SC-Service Chairperson

*** - Abbreviation: N/R - Never reported using the Lions Clubs website, N/A - Not applicable, No password registered for the Lions Clubs website.

**** - Abbreviation: N - New, IP - Immediate Past, R - Repeat.



Club Health Assessment for District T 4 through June 2025

			Status	Membership							Reports					Finance		LCIF
Club Number	Club Name	Charter Date		Current Member Count	YTD Members Added	YTD Members Dropped	YTD Net Growth	YTD Net Growth%	Member Count 12 Months Ago	Avg. length of service for dropped members	Months Since Last MMR ***	Yrs. Since Last Officer Report	President Rotation	Vice President Reported ****	Months Since Last Activity Report ***	Account Balance	Donations for current Fiscal Year	
			Number of times on status quo within last two years	If below 15 members appears					If net loss is greater than 20% appears			If no report in 3 months appears in	When more than one year appears in	Number of repeat terms	Notes the officers that do not have an active	If no report at 12 months appears in red		
Clubs less than two years old																		
156808	Coyhaique Trapananda	12/06/2023	Active	18	2	7	-5	-21.74%	23	1	0		2	P,S,T,M,VP SC	0		\$225.10	
157172	Frutillar Martin Pescador	02/22/2024	Active(1)	12	1	10	-9	-42.86%	21	1	0			P,S,T,M,VP SC	0		\$50.28	
Exc Award (06/30/2024)																		
156694	Lautaro	11/29/2023	Active	14	4	2	2	16.67%	12	2	0			P,S,T,M,VP SC	2		\$25.10	
156989	Los Muermos Sarao	01/15/2024	Active	17	1	5	-4	-19.05%	21	1	0			P,S,T,M,VP SC	0		\$240.08	
172324	Mariquina	06/17/2024	Active	12	6	14	-8	-40.00%	20	6	0		2	P,S,T,M,VP SC	0		\$77.23	
182168	Pitrufulquen	06/03/2025	Newly Chartered	22	22	0	22	100.00%	0		0			P,S,T,M,VP SC	N/A			
180917	Puerto Montt Austral	02/28/2025	Active	22	22	0	22	100.00%	0		2			P,S,T,M,VP SC	0	90+ Days	\$85.59	
182097	Valdivia Los Rios	05/08/2025	Newly Chartered	23	24	1	23	100.00%	0	0	0			P,S,T,M,VP SC	0			
Clubs more than two years old																		
42671	ACHAO QUINCHAO	05/27/1983	Active	16	3	2	1	6.67%	15	10	0			P,S,T,M,VP SC	0		\$165.10	
Exc Award (06/30/2017, 06/30/2019, 06/30/20)																		
18321	ANCUD	08/13/1950	Active	24	5	22	-17	-41.46%	41	7	1			P,S,T,M,VP SC	1		\$1,038.54	
Exc Award (06/30/2019, 06/30/2023, 06/30/20)																		
135013	Ancud Goleta	06/08/2018	Active	27	6	7	-1	-3.57%	28	5	0			P,S,T,M,VP SC	0		\$212.80	
Exc Award (06/30/2019, 06/30/2022, 06/30/20)																		
34663	CALBUCO	11/29/1977	Active(1)	34	6	5	1	3.03%	33	11	0		2	P,S,T,M,VP SC	0		\$1,035.71	
Exc Award (06/30/2019)																		
18322	CASTRO	10/12/1968	Active	21	2	0	2	10.53%	19		0			P,S,T,M,VP SC	0		\$409.74	
Exc Award (06/30/2017, 06/30/2019, 06/30/20)																		
129518	Chaitén	12/28/2016	Active	22	1	2	-1	-4.35%	23	3	1			P,S,T,M,VP SC	0		\$25.10	
Exc Award (06/30/2023, 06/30/2024)																		
136731	Chile Chico	12/03/2018	Active(1)	7	0	0	0	0.00%	7		18	3	None	P,S,T,M,VP SC	24+	90+ Days	\$25.10	
18324	COYHAIQUE	05/13/1952	Active(1)	25	3	4	-1	-3.85%	26	10	0			P,S,T,M,VP SC	0		\$1,232.01	
Exc Award (06/30/2018, 06/30/2023, 06/30/20)																		



Club Health Assessment for District T 4 through June 2025

			Status	Membership							Reports					Finance	LCIF
Club Number	Club Name	Charter Date		Current Member Count	YTD Members Added	YTD Members Dropped	YTD Net Growth	YTD Net Growth%	Member Count 12 Months Ago	Avg. length of service for dropped members	Months Since Last MMR ***	Yrs. Since Last Officer Report	President Rotation	Vice President Reported ****	Months Since Last Activity Report ***	Account Balance	Donations for current Fiscal Year
			Number of times on status quo within last two years	If below 15 members appears				If net loss is greater than 20% appears			If no report in 3 months appears in	When more than one year appears in	Number of repeat terms	Notes the officers that do not have an active	If no report at 12 months appears in red		
82258	DALCAHUE	05/18/2004	Active	25	6	1	5	25.00%	20	4	1		2	P,S,T,M,VP SC	0		\$538.15
	Exc Award (06/30/2023)																
18327	FRUTILLAR	01/12/1951	Active	11	0	0	0	0.00%	11		12		7	P,S,T,M,VP SC	16		\$25.10
	Exc Award (06/30/2023)																
18329	LA UNION	07/01/1956	Active(1)	20	0	1	-1	-4.76%	21	1	0		None	P,S,T,M,VP SC	1		\$53.10
18328	LANCO	03/28/1953	Active(1)	15	0	1	-1	-6.25%	16	4	0			P,S,T,M,VP SC	0		\$215.54
	Exc Award (06/30/2023)																
18332	LLANQUIHUE	07/04/1968	Active(2)	30	8	1	7	30.43%	23	3	0			P,S,T,M,VP SC	0		\$353.58
	Exc Award (06/30/2021, 06/30/2023, 06/30/2024)																
18331	LONCOCHE	11/17/1954	Active	24	0	6	-6	-20.00%	30	7	0		2	P,S,T,M,VP SC	0		\$288.40
	Exc Award (06/30/2017, 06/30/2018, 06/30/2019)																
18333	LOS LAGOS	09/03/1953	Active	11	0	0	0	0.00%	11		1			P,S,T,M,VP SC	0		\$325.10
	Exc Award (06/30/2019)																
18334	LOS MUERMOS	10/13/1963	Active	34	2	3	-1	-2.86%	35	5	0			P,S,T,M,VP SC	9		\$25.10
	Exc Award (06/30/2018, 06/30/2023, 06/30/2024)																
18335	MAFIL	10/27/1966	Active(2)	14	2	0	2	16.67%	12		1			P,S,T,M,VP SC	16	90+ Days	\$25.10
151058	Nueva Imperial	06/16/2022	Active(2)	12	3	4	-1	-7.69%	13	3	0			P,S,T,M,VP SC	1		\$134.39
	Exc Award (06/30/2023)																
18337	OSORNO	03/26/1949	Active	19	6	0	6	46.15%	13		0		2	P,S,T,M,VP SC	0		\$205.10
	Exc Award (06/30/2021, 06/30/2022)																
137524	Osorno Antillanca	03/13/2019	Active	15	1	2	-1	-6.25%	16	1	0			P,S,T,M,VP SC	1		\$167.30
	Exc Award (06/30/2022, 06/30/2023, 06/30/2024)																
40435	OSORNO PILMAIQUEN	10/01/1981	Active	35	3	1	2	6.06%	33	11	2			P,S,T,M,VP SC	0	90+ Days	\$2,274.82
	Exc Award (06/30/2018, 06/30/2023)																
34393	OSORNO RAHUE	08/12/1977	Active(1)	17	2	4	-2	-10.53%	19	4	0			P,S,T,M,VP SC	0		\$486.84
	Exc Award (06/30/2019, 06/30/2020, 06/30/2021)																
18341	PUCON	02/22/1964	Active	34	1	3	-2	-5.56%	36	18	0			P,S,T,M,VP SC	0		\$912.98
	Exc Award (06/30/2019, 06/30/2020, 06/30/2021)																
140130	Pucon Lacustre	11/08/2019	Active(1)	25	6	1	5	25.00%	20	4	0		2	P,S,T,M,VP SC	0		\$585.07




Club Health Assessment for District T 4 through June 2025

			Status	Membership							Reports					Finance	LCIF
Club Number	Club Name	Charter Date		Current Member Count	YTD Members Added	YTD Members Dropped	YTD Net Growth	YTD Net Growth%	Member Count 12 Months Ago	Avg. length of service for dropped members	Months Since Last MMR ***	Yrs. Since Last Officer Report	President Rotation	Vice President Reported ****	Months Since Last Activity Report ***	Account Balance	Donations for current Fiscal Year
			Number of times on status quo within last two years	If below 15 members appears				If net loss is greater than 20% appears			If no report in 3 months appears in	When more than one year appears in	Number of repeat terms	Notes the officers that do not have an active	If no report at 12 months appears in red		
Exc Award (06/30/2023, 06/30/2024)																	
18342	PUERTO AYSEN	08/08/1950	Active(1)	12	2	0	2	20.00%	10		1			P,S,T,M,VP SC	0		\$25.10
Exc Award (06/30/2023)																	
18343	PUERTO MONTT	03/24/1949	Active	45	3	14	-11	-19.64%	56	9	0			P,S,T,M,VP SC	0		\$1,130.15
Exc Award (06/30/2017, 06/30/2018, 06/30/2024)																	
34969	PUERTO MONTT ANGELMO	01/30/1978	Active	39	2	2	0	0.00%	39	21	0			P,S,T,M,VP SC	0	90+ Days	\$470.12
Exc Award (06/30/2018, 06/30/2019, 06/30/2024)																	
154200	Puerto Montt Correntoso	04/13/2023	Active	12	0	11	-11	-47.83%	23	1	0		3	P,S,T,M,VP SC	1	90+ Days	\$25.10
125043	Puerto Montt Reloncavi	06/12/2015	Active	10	0	13	-13	-56.52%	23	8	0		3	P,S,T,M,VP SC	0		\$25.10
Exc Award (06/30/2018, 06/30/2019, 06/30/2024)																	
18344	PUERTO NATALES	12/19/1961	Active(2)	13	2	3	-1	-7.14%	14	4	0		None	P,S,T,M,VP SC	11		\$489.05
32540	PUERTO PORVENIR L C	06/30/1976	Active(1)	19	3	2	1	5.56%	18	17	1			P,S,T,M,VP SC	0		\$25.10
18345	PUERTO VARAS	12/07/1952	Active(1)	45	3	2	1	2.27%	44	39	5			P,S,T,M,VP SC	0	90+ Days	\$25.10
Exc Award (06/30/2017, 06/30/2018, 06/30/2024)																	
121188	Puerto Varas Los Colonos	01/28/2014	Active	27	3	1	2	8.00%	25	9	1			P,S,T,M,VP SC	0		\$1,165.10
Exc Award (06/30/2019, 06/30/2021, 06/30/2024)																	
18346	PUNTA ARENAS	04/17/1950	Active	44	6	1	5	12.82%	39	37	0			P,S,T,M,VP SC	3		\$210.10
Exc Award (06/30/2023, 06/30/2024)																	
34115	PUNTA ARENAS CRUZ DEL SUR	06/17/1977	Active	33	0	2	-2	-5.71%	35	25	0			P,S,T,M,VP SC	1	90+ Days	\$25.10
Exc Award (06/30/2018, 06/30/2023)																	
99544	PUNTA ARENAS GTW NEW CENTURY	06/06/2007	Active	9	2	2	0	0.00%	9	14	0		2	P,S,T,M,VP SC	0		\$25.10
Exc Award (06/30/2022, 06/30/2023)																	
125104	PUNTA ARENAS MUJER AUSTRAL	06/12/2015	Active(2)	18	5	6	-1	-5.26%	19	5	0			P,S,T,M,VP SC	0		\$165.10
Exc Award (06/30/2021, 06/30/2022)																	
150986	Punta Arenas Rugido Austral	05/31/2022	Active	10	0	2	-2	-16.67%	12	3	0			P,S,T,M,VP SC	11		\$25.10
18347	PURRANQUE	02/28/1970	Active(2)	15	0	0	0	0.00%	15		12		2	P,S,T,M,VP SC	7		\$113.10
Exc Award (06/30/2023)																	
129893	Purranque Centenario	01/20/2017	Cancelled(8*)	0	0	6	-6	-100.00%	6	9	6	1	None	P,S,T,M,VP SC	22	90+ Days	\$25.10



Club Health Assessment for District T 4 through June 2025

			Status	Membership							Reports					Finance	LCIF	
Club Number	Club Name	Charter Date		Current Member Count	YTD Members Added	YTD Members Dropped	YTD Net Growth	YTD Net Growth%	Member Count 12 Months Ago	Avg. length of service for dropped members	Months Since Last MMR ***	Yrs. Since Last Officer Report	President Rotation	Vice President Reported ****	Months Since Last Activity Report ***	Account Balance	Donations for current Fiscal Year	
			Number of times on status quo within last two years	If below 15 members appears					If net loss is greater than 20% appears			If no report in 3 months appears in	When more than one year appears in	Number of repeat terms	Notes the officers that do not have an active	If no report at 12 months appears in red		
Exc Award (06/30/2021)																		
44299	PUYEHUE	10/11/1984	Active(3)	12	1	0	1	9.09%	11		0			P,S,T,M,VP SC	6		\$25.10	
64582	QUELLON	06/30/2001	Active	26	3	6	-3	-10.34%	29	2	0			P,S,T,M,VP SC	0		\$92.14	
Exc Award (06/30/2018, 06/30/2021, 06/30/2023)																		
18348	RIO BUENO	10/01/1950	Active	23	0	7	-7	-23.33%	30	5	0			P,S,T,M,VP SC	0		\$1,175.10	
Exc Award (06/30/2019, 06/30/2023, 06/30/2025)																		
129309	San Carlos de Chonchi	11/01/2016	Active(1)	5	1	3	-2	-28.57%	7	7	0			P,S,T,M,VP SC	3		\$25.10	
Exc Award (06/30/2021, 06/30/2023)																		
18352	TEMUCO	04/07/1949	Active	29	8	1	7	31.82%	22	10	0		2	P,S,T,M,VP SC	0		\$464.77	
Exc Award (06/30/2023)																		
42556	TEMUCO ANTUMALAL	04/08/1983	Active	32	2	2	0	0.00%	32	5	0			P,S,T,M,VP SC	1		\$425.10	
Exc Award (06/30/2018, 06/30/2019, 06/30/2020)																		
33097	TEMUCO NIELOL	12/08/1976	Active	18	3	1	2	12.50%	16	2	0			P,S,T,M,VP SC	7		\$25.10	
Exc Award (06/30/2023)																		
124014	Temuco Nueva Frontera	01/20/2015	Active	25	8	7	1	4.17%	24	7	0		2	P,S,T,M,VP SC	0		\$25.10	
Exc Award (06/30/2017, 06/30/2019, 06/30/2020)																		
47671	TEMUCO PADRE LAS CASAS	08/17/1987	Active	21	1	1	0	0.00%	21	16	1		3	P,S,T,M,VP SC	1		\$25.10	
Exc Award (06/30/2023)																		
18353	VALDIVIA	03/28/1949	Active(1)	24	0	2	-2	-7.69%	26	11	0		2	P,S,T,M,VP SC	0		\$490.19	
Exc Award (06/30/2022, 06/30/2023)																		
151324	Valdivia Amigos Del Calle Calle	06/23/2022	Active(2)	19	3	5	-2	-9.52%	21	2	0			P,S,T,M,VP SC	0		\$265.10	
Exc Award (06/30/2023)																		
124606	Valdivia El Bosque	04/17/2015	Active	19	1	0	1	5.56%	18		10			P,S,T,M,VP SC	0		\$95.10	
Exc Award (06/30/2019, 06/30/2022, 06/30/2025)																		
33553	VALDIVIA ISLA TEJA	03/28/1977	Active	43	10	8	2	4.88%	41	4	0			P,S,T,M,VP SC	0		\$740.79	
Exc Award (06/30/2018, 06/30/2019, 06/30/2020)																		
136886	Vilcún San Patricio	12/28/2018	Active	18	2	4	-2	-10.00%	20	3	0		None	P,S,T,M,VP SC	2		\$185.10	
Exc Award (06/30/2021, 06/30/2022, 06/30/2025)																		
18355	VILLARRICA	08/22/1955	Active	20	4	3	1	5.26%	19	19	4			P,S,T,M,VP SC	0		\$249.87	



Club Health Assessment for District T 4 through June 2025

Club Number	Club Name	Charter Date	Status	Membership							Reports					Finance	LCIF
				Current Member Count	YTD Members Added	YTD Members Dropped	YTD Net Growth	YTD Net Growth%	Member Count 12 Months Ago	Avg. length of service for dropped members	Months Since Last MMR ***	Yrs. Since Last Officer Report	President Rotation	Vice President Reported ****	Months Since Last Activity Report ***	Account Balance	Donations for current Fiscal Year
			Number of times on status quo within last two years	If below 15 members appears				If net loss is greater than 20% appears			If no report in 3 months appears in	When more than one year appears in	Number of repeat terms	Notes the officers that do not have an active	If no report at 12 months appears in red		
Exc Award (06/30/2021, 06/30/2023)																	

Clubs Cancelled Previous Fiscal Year – Clubs Cancelled within last 12 months may be reinstated

Club Number	Club Name	Charter Date	Current Status*	Cancellation Date
148997	Fresia	11/15/2021	Cancelled(8*)	06/29/2024
145881	Puerto Montt Inclusión Con Amor	04/16/2021	Cancelled(8*)	09/29/2023

Current Total Clubs Count	YTD New Clubs Count	YTD Cancelled Clubs Count	YTD Net Club Gain	Current Total Members Count	YTD Add	YTD Drop	YTD Net Growth	YTD Net Growth %	Member Count 12 Months Ago	Average Member Count Per Club	% of Clubs with less than 20 members	% No MMR in 3 Months	% No Officer Report in 12 Months	% of Clubs with balance 90+ days	Number of Clubs in Status Quo	% Status Quo Clubs in Financial Suspension	Number of Cancelled Clubs	Average Cancelled Club Age	Members Lost Due to Cancellation	% of Clubs Cancelled for Non-Financial Reasons
62	3	1	2	1,342	226	226	0	0.00%	1,342	22	48%	10%	2%	13%	0	0%	1	13	6	-200%

* - P - Priority Club. Cancellation Reasons: 1-Objectives/conduct, 2-Non-active club, 5-Non-existing club, 6-Disbanding, 7-Merger, 8-Financial Suspension, 9-District/Multiple District Dues.

** - Abbreviation: P-President, S-Secretary, T-Treasurer, M-Member Chairperson, VP-First Vice President, MC-Communications Chairperson, SC-Service Chairperson

*** - Abbreviation: N/R - Never reported using the Lions Clubs website, N/A - Not applicable, No password registered for the Lions Clubs website.

**** - Abbreviation: N - New, IP - Immediate Past, R - Repeat.



Club Health Assessment for District 63 through June 2025

			Status	Membership							Reports					Finance		LCIF
Club Number	Club Name	Charter Date		Current Member Count	YTD Members Added	YTD Members Dropped	YTD Net Growth	YTD Net Growth%	Member Count 12 Months Ago	Avg. length of service for dropped members	Months Since Last MMR ***	Yrs. Since Last Officer Report	President Rotation	Vice President Reported ****	Months Since Last Activity Report ***	Account Balance	Donations for current Fiscal Year	
			Number of times on status quo within last two years	If below 15 members appears				If net loss is greater than 20% appears			If no report in 3 months appears in	When more than one year appears in	Number of repeat terms	Notes the officers that do not have an active	If no report at 12 months appears in red			
Clubs less than two years old																		
157219	Les Abymes La Providence 139 Exc Award (06/30/2024)	03/07/2024	Active	31	8	2	6	24.00%	25	3	2		2	P,S,T,M,VP SC	0		\$560.00	
181148	Macouria Tcho Aksyon	03/12/2025	Active	21	22	1	21	100.00%	0	0	1			P,S,T,M,VP SC	N/R			
171675	Mana Panning Gold	07/22/2024	Active	24	27	3	24	100.00%	0	0	2			P,S,T,M,VP SC	N/A		\$300.00	
182711	Nord Grande Terre	06/11/2025	Newly Chartered	20	20	0	20	100.00%	0		0			P,S,T,M,VP SC	0			
154917	Pointe-Noire (Guadeloupe Archipel)	12/20/2023	Active	24	1	4	-3	-11.11%	27	6	2			P,S,T,M,VP SC	0		\$1,000.00	
Clubs more than two years old																		
58331	ABYMES POLE CARAIBES	05/20/1996	Active	11	0	2	-2	-15.38%	13	9	0			P,S,T,M,VP SC	1		\$1,028.69	
109539	BAIE MAHAULT JARRY HOUELBourg	10/26/2010	Active	32	46	23	23	255.56%	9	0	0			P,S,T,M,VP SC	0		\$1,075.60	
45510	BASSE TERRE CHASTEAU Exc Award (06/30/2023)	11/19/1985	Active	10	0	0	0	0.00%	10		1		2	P,S,T,M,VP SC	0		\$1,450.00	
18074	BASSE-TERRE DOYEN	08/31/1973	Active	13	0	0	0	0.00%	13		12		3	P,S,T,M,VP SC	0		\$260.00	
150709	Cabesterre Exc Award (06/30/2023, 06/30/2024)	05/11/2022	Active	33	10	1	9	37.50%	24	3	0			P,S,T,M,VP SC	0		\$560.00	
152092	Cayenne Fort Cépérou Exc Award (06/30/2023)	08/19/2022	Active	21	2	7	-5	-19.23%	26	2	0			P,S,T,M,VP SC	0		\$1,222.36	
52500	CAYENNE GUYANE AMAZONIE Exc Award (06/30/2016, 06/30/2021, 06/30/2024)	02/13/1992	Active	21	1	0	1	5.00%	20		1			P,S,T,M,VP SC	0		\$1,241.28	
50836	FORT DE FRANCE BAIE DES FLAMAN Exc Award (06/30/2017, 06/30/2024)	07/17/1990	Active	15	0	3	-3	-16.67%	18	9	0		2	P,S,T,M,VP SC	0		\$2,707.30	
45329	FORT DE FRANCE COTE CARAIBE Exc Award (06/30/2021, 06/30/2023, 06/30/2024)	08/29/1985	Active	24	0	0	0	0.00%	24		12			P,S,T,M,VP SC	1		\$1,110.00	
18072	FORT DE FRANCE DOYEN DES AN GU Exc Award (06/30/2018)	02/10/1967	Active	17	0	3	-3	-15.00%	20	22	0			P,S,T,M,VP SC	4		\$180.00	



Club Health Assessment for District 63 through June 2025

			Status	Membership						Reports					Finance	LCIF		
Club Number	Club Name	Charter Date		Current Member Count	YTD Members Added	YTD Members Dropped	YTD Net Growth	YTD Net Growth%	Member Count 12 Months Ago	Avg. length of service for dropped members	Months Since Last MMR ***	Yrs. Since Last Officer Report	President Rotation	Vice President Reported ****	Months Since Last Activity Report ***	Account Balance	Donations for current Fiscal Year	
			Number of times on status quo within last two years	If below 15 members appears					If net loss is greater than 20% appears			If no report in 3 months appears in	When more than one year appears in	Number of repeat terms	Notes the officers that do not have an active	If no report at 12 months appears in red		
49692	FORT DE FRANCE FORT ROYAL Exc Award (06/30/2017, 06/30/2018)	06/30/1989	Active	25	0	0	0	0.00%	25		7			P,S,T,M,VP SC	4		\$1,340.00	
49796	FORT DE FRANCE MADININA Exc Award (06/30/2018)	08/14/1989	Active	27	11	0	11	68.75%	16		1		2	P,S,T,M,VP SC	7		\$910.00	
34029	FT-DE-FRANCE-FT-ST-LOUIS Exc Award (06/30/2023)	06/08/1977	Active	14	2	1	1	7.69%	13	13	1		3	P,S,T,M,VP SC	0		\$1,140.00	
18076	GUADELOUPE DOYEN	07/01/1969	Active	30	8	5	3	11.11%	27	15	0			P,S,T,M,VP SC	0		\$1,000.00	
34110	GUADELOUPE MARINA L C Exc Award (06/30/2021)	06/22/1977	Active	15	6	3	3	25.00%	12	47	1			P,S,T,M,VP SC	11		\$2,000.00	
101575	ILE DE SAINT MARTIN FORT LOUIS Exc Award (06/30/2018)	03/10/2008	Active	11	0	1	-1	-8.33%	12	6	1			P,S,T,M,VP SC	1			
40367	ILE DE SAINT-BARTHELEMY	09/28/1981	Active	5	0	0	0	0.00%	5		1		None	P,S,T,M,VP SC	24+			
48658	KOUROU LIONSPACE	06/02/1988	Active	21	6	0	6	40.00%	15		2		2	P,S,T,M,VP SC	6		\$1,000.00	
18077	LA GUYANE DOYEN Exc Award (06/30/2019, 06/30/2022, 06/30/20)	12/14/1970	Active	58	9	6	3	5.45%	55	8	0			P,S,T,M,VP SC	0		\$1,664.00	
57411	LAMENTIN	10/12/1995	Active	9	1	0	1	12.50%	8		2			P,S,T,M,VP SC	11			
33709	L'ILE DE CAYENNE	04/20/1977	Active	27	0	0	0	0.00%	27		8			P,S,T,M,VP SC	19		\$2,020.00	
127632	Macouria Culture et Progres Exc Award (06/30/2024)	05/18/2016	Active	23	2	11	-9	-28.13%	32	4	1			P,S,T,M,VP SC	0		\$1,100.00	
54719	MATOURY FORT TRIO Exc Award (06/30/2016, 06/30/2018)	07/12/1993	Active	34	5	0	5	17.24%	29		4			P,S,T,M,VP SC	2		\$380.00	
66777	MONTJOLY FORCE ET ACTION Exc Award (06/30/2021, 06/30/2023, 06/30/20)	10/30/2002	Active	35	6	2	4	12.90%	31	7	0			P,S,T,M,VP SC	0		\$4,500.00	
51497	POINTE A PITRE CHEVALIER ST GE	03/25/1991	Active	23	3	0	3	15.00%	20		0		None	P,S,T,M,VP SC	4		\$240.00	
53592	REMIRE DIAMANT D'ARMIRE Exc Award (06/30/2016, 06/30/2021, 06/30/20)	08/17/1992	Active	16	1	0	1	6.67%	15		8			P,S,T,M,VP SC	0		\$1,500.00	



Club Health Assessment for District 63 through June 2025

INTERNATIONAL

Club Number	Club Name	Charter Date	Status	Membership							Reports				Finance		LCIF
				Current Member Count	YTD Members Added	YTD Members Dropped	YTD Net Growth	YTD Net Growth%	Member Count 12 Months Ago	Avg. length of service for dropped members	Months Since Last MMR ***	Yrs. Since Last Officer Report	President Rotation	Vice President Reported ****	Months Since Last Activity Report ***	Account Balance	Donations for current Fiscal Year
			Number of times on status quo within last two years	If below 15 members appears				If net loss is greater than 20% appears			If no report in 3 months appears in	When more than one year appears in	Number of repeat terms	Notes the officers that do not have an active	If no report at 12 months appears in red		
136810	Rémire-Montjoly de Lîle Exc Award (06/30/2021)	01/25/2019	Active	53	17	2	15	39.47%	38	3	0			P,S,T,M,VP SC	4		\$8,990.00
68648	RIVIERE-SALEE Exc Award (06/30/2022)	04/22/2003	Active	14	3	2	1	7.69%	13	9	0			P,S,T,M,VP SC	0		\$1,000.00
84729	SAINTE ANNE CARAVELLE Exc Award (06/30/2019)	01/21/2005	Active	10	0	5	-5	-33.33%	15	13	0		4	P,S,T,M,VP SC	18		
136796	Saint-Laurent du Maroni Ouest Guyane	02/06/2019	Active	13	2	3	-1	-7.14%	14	4	2		2	P,S,T,M,VP SC	0		\$160.00
96928	SAWACOU DE SINNAMARY	04/13/2006	Active	9	1	8	-7	-43.75%	16	17	7			P,S,T,M,VP SC	14		
51412	ST MARTIN OUALICHI Exc Award (06/30/2019, 06/30/2023)	03/11/1991	Active	11	2	5	-3	-21.43%	14	20	0		2	P,S,T,M,VP SC	14		
18073	TRINITE Exc Award (06/30/2023)	05/30/1973	Active	13	0	10	-10	-43.48%	23	11	1		None	P,S,T,M,VP SC	4		\$60.00
103670	TROIS ILETS Exc Award (06/30/2018, 06/30/2023)	09/25/2008	Active	13	6	3	3	30.00%	10	16	0			P,S,T,M,VP SC	2		\$50.00

Clubs Cancelled Previous Fiscal Year – Clubs Cancelled within last 12 months may be reinstated

Club Number	Club Name	Charter Date	Current Status*	Cancellation Date
18075	GRANDE-TERRE L C	05/08/1973	Cancelled(8*)	02/29/2024
118896	GADELOUPE SAINT JOHN PERSE	03/07/2013	Cancelled(8*)	02/29/2024

Current Total Clubs Count	YTD New Clubs Count	YTD Cancelled Clubs Count	YTD Net Club Gain	Current Total Members Count	YTD Add	YTD Drop	YTD Net Growth	YTD Net Growth %	Member Count 12 Months Ago	Average Member Count Per Club	% of Clubs with less than 20 members	% No MMR in 3 Months	% No Officer Report in 12 Months	% of Clubs with balance 90+ days	Number of Clubs in Status Quo	% Status Quo Clubs in Financial Suspension	Number of Cancelled Clubs	Average Cancelled Club Age	Members Lost Due to Cancellation	% of Clubs Cancelled for Non-Financial Reasons
39	3	0	3	826	228	116	112	15.69%	714	21	46%	18%	0%	0%	0	0%	0	0	0	0%



Club Health Assessment for District 63 through June 2025

			Status	Membership							Reports					Finance	LCIF
Club Number	Club Name	Charter Date		Current Member Count	YTD Members Added	YTD Members Dropped	YTD Net Growth	YTD Net Growth%	Member Count 12 Months Ago	Avg. length of service for dropped members	Months Since Last MMR ***	Yrs. Since Last Officer Report	President Rotation	Vice President Reported ****	Months Since Last Activity Report ***	Account Balance	Donations for current Fiscal Year
			Number of times on status quo within last two years	If below 15 members appears				If net loss is greater than 20% appears			If no report in 3 months appears in	When more than one year appears in	Number of repeat terms	Notes the officers that do not have an active	If no report at 12 months appears in red		

* - P - Priority Club. Cancellation Reasons: 1-Objectives/conduct, 2-Non-active club, 5-Non-existing club, 6-Disbanding, 7-Merger, 8-Financial Suspension, 9-District/Multiple District Dues.
** - Abbreviation: P-President, S-Secretary, T-Treasurer, M-Member Chairperson, VP-First Vice President, MC-Communications Chairperson, SC-Service Chairperson
*** - Abbreviation: N/R - Never reported using the Lions Clubs website, N/A - Not applicable, No password registered for the Lions Clubs website.
**** - Abbreviation: N - New, IP - Immediate Past, R - Repeat.



Club Health Assessment for District P through June 2025

Club Number	Club Name	Charter Date	Status	Membership							Reports					Finance	LCIF
				Current Member Count	YTD Members Added	YTD Members Dropped	YTD Net Growth	YTD Net Growth%	Member Count 12 Months Ago	Avg. length of service for dropped members	Months Since Last MMR ***	Yrs. Since Last Officer Report	President Rotation	Vice President Reported ****	Months Since Last Activity Report ***	Account Balance	Donations for current Fiscal Year
			Number of times on status quo within last two years	If below 15 members appears				If net loss is greater than 20% appears			If no report in 3 months appears	When more than one year appears in	Number of repeat terms	Notes the officers that do not have an active	If no report at 12 months appears in red		
Clubs more than two years old																	
108800	CABARET	06/28/2010	Active(2)	14	0	1	-1	-6.67%	15	10	1			P,S,T,M,VP SC	N/R		
131353	Dessalines	06/27/2017	Status Quo(2)	13	0	0	0	0.00%	13		25	2	None	P,S,T,M,VP SC	N/R	90+ Days	
150432	Gonaives - Monferrier Dorval	04/13/2022	Status Quo(2)	22	0	0	0	0.00%	22		22	1	None	P,S,T,M,VP SC	N/A	90+ Days	
143639	Gonaïves (Académie)	11/18/2020	Status Quo(1)	32	0	0	0	0.00%	32		48	4	None	P,S,T,M,VP SC	N/A	90+ Days	
143688	Gonaïves (Communication)	11/23/2020	Status Quo(1)	25	0	0	0	0.00%	25		48	4	None	P,S,T,M,VP SC	N/R	90+ Days	
137344	Gonaives I	03/11/2019	Status Quo(2)	20	0	0	0	0.00%	20		23	1	None	P,S,T,M,VP SC	N/R	90+ Days	
118194	GONAIVES III/SAVANE DE L'ESPOIR	10/29/2012	Active(2)	22	2	4	-2	-8.33%	24	7	1			P,S,T,M,VP SC	24+	90+ Days	
143162	Gonaïves Pierre Richard Duchemin	10/16/2020	Cancelled(8*)	0	3	31	-28	-100.00%	28	4	2		None	P,S,T,M,VP SC	N/A	90+ Days	
147627	La Vallée Sud-Est	08/02/2021	Status Quo(2)	19	0	0	0	0.00%	19		22	1	None	P,S,T,M,VP SC	N/A		
150433	Les Cayes - Philanthropes	04/13/2022	Status Quo(2)	25	0	0	0	0.00%	25		21	1	None	P,S,T,M,VP SC	N/A	90+ Days	
41122	PORT AU PRINCE CENTRAL	03/16/1982	Active(2)	25	5	7	-2	-7.41%	27	15	0		2	P,S,T,M,VP SC	6		\$150.00
45478	PORT AU PRINCE DELMAS	10/21/1985	Active(2)	12	0	4	-4	-25.00%	16	7	1			P,S,T,M,VP SC	24+		
144834	Port-de-Paix (entrepreneurs)	06/25/2021	Status Quo(1)	27	0	0	0	0.00%	27		53	3	None	P,S,T,M,VP SC	N/A		


Clubs Cancelled Previous Fiscal Year – Clubs Cancelled within last 12 months may be reinstated

Club Number	Club Name	Charter Date	Current Status*	Cancellation Date
143421	Saint- Michel de L Attalaye	11/23/2020	Cancelled(8*)	07/29/2023

Current Total Clubs Count	YTD New Clubs Count	YTD Cancelled Clubs Count	YTD Net Club Gain	Current Total Members Count	YTD Add	YTD Drop	YTD Net Growth	YTD Net Growth %	Member Count 12 Months Ago	Average Member Count Per Club	% of Clubs with less than 20 members	% No MMR in 3 Months	% No Officer Report in 12 Months	% of Clubs with balance 90+ days	Number of Clubs in Status Quo	% Status Quo Clubs in Financial Suspension	Number of Cancelled Clubs	Average Cancelled Club Age	Members Lost Due to Cancellation	% of Clubs Cancelled for Non-Financial Reasons
12	0	1	-1	256	10	47	-37	-12.63%	293	21	33%	67%	67%	58%	8	0%	1	7	31	-100%



Club Health Assessment for District P through June 2025

			Status	Membership							Reports					Finance	LCIF
Club Number	Club Name	Charter Date		Current Member Count	YTD Members Added	YTD Members Dropped	YTD Net Growth	YTD Net Growth%	Member Count 12 Months Ago	Avg. length of service for dropped members	Months Since Last MMR ***	Yrs. Since Last Officer Report	President Rotation	Vice President Reported ****	Months Since Last Activity Report ***	Account Balance	Donations for current Fiscal Year
			Number of times on status quo within last two years	If below 15 members appears				If net loss is greater than 20% appears			If no report in 3 months appears in	When more than one year appears in	Number of repeat terms	Notes the officers that do not have an active	If no report at 12 months appears in red		



Club Health Assessment for Ident 5887 - BELIZE C.A. - UND through June 2025

			Status		Membership							Reports					Finance		LCIF	
Club Number	Club Name	Charter Date			Current Member Count	YTD Members Added	YTD Members Dropped	YTD Net Growth	YTD Net Growth%	Member Count 12 Months Ago	Avg. length of service for dropped members	Months Since Last MMR ***	Yrs. Since Last Officer Report	President Rotation	Vice President Reported ****	Months Since Last Activity Report ***	Account Balance	Donations for current Fiscal Year		
			Number of times on status quo within last two years		If below 15 members appears				If net loss is greater than 20% appears			If no report in 3 months appears in	When more than one year appears in	Number of repeat terms		Notes the officers that do not have an active	If no report at 12 months appears in red			
Clubs less than two years old																				
156697	Belize City Sub Umbra Floreo	12/06/2023	Active		32	22	5	17	113.33%	15	1	0				P,S,T,M,VP SC	2			
181760	Corozal Town	04/24/2025	Newly Chartered		21	24	3	21	100.00%	0	0	0				P,S,T,M,VP SC	N/R			
181127	Ladyville	03/24/2025	Active		27	28	1	27	100.00%	0	1	0				P,S,T,M,VP SC	0			
156988	Orange Walk Town	01/26/2024	Active		25	0	0	0	0.00%	25		1		3		P,S,T,M,VP SC	0			
Clubs more than two years old																				
27946	BELIZE CITY	05/17/1973	Active		78	38	36	2	2.63%	77	3	0		3		P,S,T,M,VP SC	0		\$25.00	
34460	BELMOPAN	09/29/1977	Active		33	1	4	-3	-8.33%	36	6	2		3		P,S,T,M,VP SC	1			
34968	SAN ESTEVAN	01/30/1978	Active		27	7	8	-1	-3.57%	28	3	0				P,S,T,M,VP SC	0			
31304	SAN PEDRO	10/06/1975	Active		63	39	51	-12	-16.00%	75	3	0		2		P,S,T,M,VP SC	0		\$1,980.00	
Exc Award (06/30/2021, 06/30/2023)																				
Current Total Clubs Count	YTD New Clubs Count	YTD Cancelled Clubs Count	YTD Net Club Gain	Current Total Members Count	YTD Add	YTD Drop	YTD Net Growth	YTD Net Growth %	Member Count 12 Months Ago	Average Member Count Per Club	% of Clubs with less than 20 members	% No MMR in 3 Months	% No Officer Report in 12 Months	% of Clubs with balance 90+ days	Number of Clubs in Status Quo	% Status Quo Clubs in Financial Suspension	Number of Cancelled Clubs	Average Cancelled Club Age	Members Lost Due to Cancellation	% of Clubs Cancelled for Non-Financial Reasons
8	2	0	2	306	159	108	51	20.00%	256	38	0%	0%	0%	0%	0	0%	0	0	0	0%

* - P - Priority Club. Cancellation Reasons: 1-Objectives/conduct, 2-Non-active club, 5-Non-existing club, 6-Disbanding, 7-Merger, 8-Financial Suspension, 9-District/Multiple District Dues.

** - Abbreviation: P-President, S-Secretary, T-Treasurer, M-Member Chairperson, VP-First Vice President, MC-Communications Chairperson, SC-Service Chairperson

*** - Abbreviation: N/R - Never reported using the Lions Clubs website, N/A - Not applicable, No password registered for the Lions Clubs website.

**** - Abbreviation: N - New, IP - Immediate Past, R - Repeat.